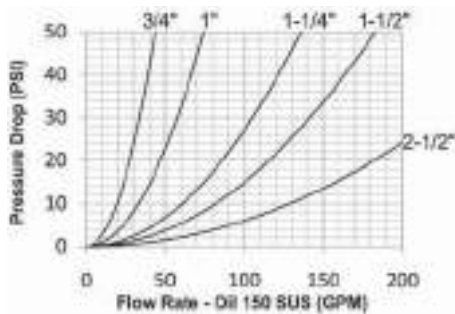
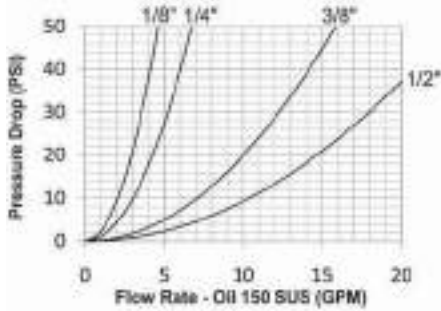


# H-Series Hydraulic Couplings

## Interchange Data:

- Interchangeable to ISO7241 Series 'B'
- Parker 60-Series, Snap-Tite 72-Series, Hansen HK-Series, Faster Series 'HNV' Aeroquip/Eaton FD45, Stucchi Series IRB/IRBO/IRBX



## Materials:

- Machined components are manufactured using solid steel, brass, 303 stainless steel or 316 stainless steel bar stock.
- Stainless steel balls, retaining rings, and springs maximize corrosion resistance and extend service life.
- Steel componentry is plated using ROHS Compliant Trivalent Chrome.
- Steel coupler sleeves are hardened to resist deformation and maximize service life.
- Steel nipples are hardened to provide heavy duty performance and resist brinelling.

## Seal Components:

- Nitrile (Buna-N) seals are standard providing a temperature range of -40°F to +250°F (-40°C to +121°C).
- 1/8" to 1" steel and stainless couplers have a PTFE anti-extrusion ring.
- 1/8" to 2 1/2" brass couplers have a redundant O-Ring sealing system (dual O-rings/no PTFE back-up ring)
- 1 1/4" to 2 1/2" steel and stainless couplers have a redundant o-ring sealing system (dual O-rings/no PTFE back-up ring)
- Valve seals are crimped in place to maintain integrity during excessive flow conditions and pressurized connection

## Rated Pressure Chart:

Body Size	-Series ISO-B Interchange (Connected)															
	Steel Coupler/Plug				Brass Coupler/Plug				303 Stainless Coupler/Plug				316 Stainless Coupler/Plug			
	Max. Working		Burst		Max. Working		Burst		Max. Working		Burst		Max. Working		Burst	
	PSI	Bar	PSI	Bar	PSI	Bar	PSI	Bar	PSI	Bar	PSI	Bar	PSI	Bar	PSI	Bar
1/8"	4,000	275	14,500	1,000	3,000	200	16,500	1,100	3,500	240	29,500	2,000	3,500	240	29,500	2,000
1/4"	5,000	345	22,500	1,550	3,000	200	15,000	1,000	3,500	240	31,500	2,150	3,500	240	33,000	2,200
3/8"	4,000	275	16,500	1,150	3,000	200	12,000	800	3,500	240	26,500	1,800	3,500	240	28,000	1,900
1/2"	4,000	275	16,000	1,100	2,500	175	11,500	750	3,500	240	27,500	1,900	3,500	240	22,000	1,500
3/4"	4,000	275	16,500	1,150	2,000	138	12,000	800	3,000	200	16,000	1,100	3,000	200	21,500	1,450
1"	4,000	275	16,000	1,100	1,500	100	8,500	600	2,000	138	15,000	1,000	2,000	138	15,000	1,000
1-1/4"	2,500	170	10,000	700	1,000	70	6,500	450	2,000	138	10,000	700	1,000	70	8,500	580
1-1/2"	2,500	170	12,500	850	1,000	70	6,500	450	1,500	100	8,500	580	1,000	70	7,000	480
2-1/2"	1,500	100	6,000	400	700	50	5,500	380	1,000	70	6,500	450	900	62	6,000	400

## H-Series Hydraulic Couplings

### Technical Specifications:

Body Size	Interchange Standards				Functional Parameters				
	U.S. Military	U.S. Government	International Standards	ANSI/NFPA Standards	Locking Ball Quantity	Air Inclusion	Fluid Loss	Vacuum Inch HG	Flow $\Delta P = 22 \text{ PSI}$
1/8"	-	-	ISO7241 'B'	B93.113M-B	8	0.6cc	0.3cc	27.4	3.1 GPM
1/4"	-	-	ISO7241 'B'	B93.113M-B	8	1.1cc	0.9cc	27.4	4.5 GPM
3/8"	-	-	ISO7241 'B'	B93.113M-B	9	2.6cc	1.8cc	27.4	12 GPM
1/2"	-	-	ISO7241 'B'	B93.113M-B	9	3.8cc	2.9cc	27.4	18 GPM
3/4"	-	-	ISO7241 'B'	B93.113M-B	12	10.8cc	9.7cc	27.4	29 GPM
1"	-	-	ISO7241 'B'	B93.113M-B	12	15.9cc	15.3cc	27.4	50 GPM
1-1/4"	-	-	ISO7241 'B'	B93.113M-B	12	30.0cc	45.0cc	N/R	90 GPM
1-1/2"	-	-	ISO7241 'B'	B93.113M-B	12	60.0cc	75.0cc	N/R	120 GPM
2-1/2"	-	-	ISO7241 'B'	B93.113M-B	15	N/A	N/A	N/R	195 GPM

## H-Series Hydraulic Couplings




Body Size	-Series ISO-B Interchange Coupler (Female Threads)											
	Part Detail				Length		Maximum OD		Hex Inch	Weight Lb	Package Qty	
	Part Number	Threads	Material		Inch	mm	Inch	mm			Bag	Box
1/8"	1HF1	1/8" - 27 NPTF	steel		1.90	48.3	0.93	23.6	9/16"	0.16	10	100
1/8"	1HF1-B	1/8" - 27 NPTF	brass		1.90	48.3	0.93	23.6	9/16"	0.16	10	100
1/8"	1HF1-S	1/8" - 27 NPTF	303 stainless		1.90	48.3	0.93	23.6	9/16"	0.16	10	100
1/8"	1HF1-SS	1/8" - 27 NPTF	316 stainless		1.90	48.3	0.93	23.6	9/16"	0.16	10	100
1/8"	1HOF2	7/16" - 20 ORB	steel		1.90	48.3	0.93	23.6	9/16"	0.16	10	100
1/4"	2HF2	1/4" - 18 NPTF	steel		2.26	57.4	1.12	28.4	7/8"	0.30	10	50
1/4"	2HF2-B	1/4" - 18 NPTF	brass		2.26	57.4	1.12	28.4	7/8"	0.32	10	50
1/4"	2HF2-S	1/4" - 18 NPTF	303 stainless		2.26	57.4	1.12	28.4	7/8"	0.30	10	50
1/4"	2HF2-SS	1/4" - 18 NPTF	316 stainless		2.26	57.4	1.12	28.4	3/4"	0.30	10	50
1/4"	2HBF2	1/4" - 19 BSPP	steel		2.26	57.4	1.12	28.4	7/8"	0.30	10	50
1/4"	2HBF2-B	1/4" - 19 BSPP	brass		2.26	57.4	1.12	28.4	7/8"	0.32	10	50
1/4"	2HBF2-S	1/4" - 19 BSPP	303 stainless		2.26	57.4	1.12	28.4	7/8"	0.30	10	50
1/4"	2HBF2-SS	1/4" - 19 BSPP	316 stainless		2.26	57.4	1.12	28.4	3/4"	0.30	10	50
1/4"	2HOF3	9/16" - 18 ORB	steel		2.26	57.4	1.12	28.4	13/16"	0.31	10	50
3/8"	3HF3	3/8" - 18 NPTF	steel		2.51	63.8	1.42	36.1	1-1/16"	0.40	10	50
3/8"	3HF3-B	3/8" - 18 NPTF	brass		2.51	63.8	1.42	36.1	1-1/16"	0.43	10	50
3/8"	3HF3-S	3/8" - 18 NPTF	303 stainless		2.51	63.8	1.42	36.1	1-1/16"	0.40	10	50
3/8"	3HF3-SS	3/8" - 18 NPTF	316 stainless		2.51	63.8	1.42	36.1	7/8"	0.40	10	50
3/8"	3HBF3	3/8" - 19 BSPP	steel		2.51	63.8	1.42	36.1	1-1/16"	0.40	10	50
3/8"	3HBF3-B	3/8" - 19 BSPP	brass		2.51	63.8	1.42	36.1	1-1/16"	0.43	10	50
3/8"	3HBF3-S	3/8" - 19 BSPP	303 stainless		2.51	63.8	1.42	36.1	1-1/16"	0.40	10	50
3/8"	3HBF3-SS	3/8" - 19 BSPP	316 stainless		2.51	63.8	1.42	36.1	7/8"	0.40	10	50
3/8"	3HOF4	3/4" - 16 ORB	steel		2.51	63.8	1.42	36.1	1"	0.51	10	50
1/2"	4HF4	1/2" - 14 NPTF	steel		2.86	72.6	1.86	47.2	1-5/16"	0.73	5	25
1/2"	4HF4-B	1/2" - 14 NPTF	brass		2.86	72.6	1.86	47.2	1-5/16"	0.80	5	25
1/2"	4HF4-S	1/2" - 14 NPTF	303 stainless		2.86	72.6	1.86	47.2	1-5/16"	0.75	5	25
1/2"	4HF4-SS	1/2" - 14 NPTF	316 stainless		2.86	72.6	1.86	47.2	1-1/16"	0.76	5	25
1/2"	4HBF4	1/2" - 14 BSPP	steel		2.86	72.6	1.86	47.2	1-5/16"	0.73	5	25
1/2"	4HBF4-B	1/2" - 14 BSPP	brass		2.86	72.6	1.86	47.2	1-5/16"	0.80	5	25
1/2"	4HBF4-S	1/2" - 14 BSPP	303 stainless		2.86	72.6	1.86	47.2	1-5/16"	0.75	5	25
1/2"	4HBF4-SS	1/2" - 14 BSPP	316 stainless		2.86	72.6	1.86	47.2	1-1/16"	0.76	5	25
1/2"	4HOF5	7/8" - 14 ORB	steel		2.86	72.6	1.86	47.2	1-1/8"	0.78	5	25
3/4"	6HF6	3/4" - 14 NPTF	steel		3.55	90.2	2.22	56.4	1-5/16"	1.30	-	10
3/4"	6HF6-B	3/4" - 14 NPTF	brass		3.55	90.2	2.22	56.4	1-5/16"	1.36	-	10
3/4"	6HF6-S	3/4" - 14 NPTF	303 stainless		3.55	90.2	2.22	56.4	1-5/16"	1.31	-	10
3/4"	6HF6-SS	3/4" - 14 NPTF	316 stainless		3.55	90.2	2.22	56.4	1-5/16"	1.33	-	10
3/4"	6HBF6	3/4" - 14 BSPP	steel		3.55	90.2	2.22	56.4	1-5/16"	1.30	-	10
3/4"	6HBF6-B	3/4" - 14 BSPP	brass		3.55	90.2	2.22	56.4	1-5/16"	1.36	-	10
3/4"	6HBF6-S	3/4" - 14 BSPP	303 stainless		3.55	90.2	2.22	56.4	1-5/16"	1.31	-	10
3/4"	6HBF6-SS	3/4" - 14 BSPP	316 stainless		3.55	90.2	2.22	56.4	1-5/16"	1.33	-	10
3/4"	6HOF6	1-1/16" - 12 ORB	steel		3.55	90.2	2.22	56.4	1-5/16"	1.39	-	10
1"	8HF8	1" - 11 1/2 NPTF	steel		4.13	104.9	2.49	63.2	1-5/8"	1.95	-	10
1"	8HF8-B	1" - 11 1/2 NPTF	brass		4.13	104.9	2.49	63.2	1-5/8"	1.99	-	10
1"	8HF8-S	1" - 11 1/2 NPTF	303 stainless		4.13	104.9	2.49	63.2	1-5/8"	1.95	-	10
1"	8HF8-SS	1" - 11 1/2 NPTF	316 stainless		4.13	104.9	2.49	63.2	1-5/8"	1.95	-	10
1"	8HBF8	1" - 11 BSPP	steel		4.13	104.9	2.49	63.2	1-5/8"	1.95	-	10
1"	8HBF8-B	1" - 11 BSPP	brass		4.13	104.9	2.49	63.2	1-5/8"	1.99	-	10
1"	8HBF8-S	1" - 11 BSPP	303 stainless		4.13	104.9	2.49	63.2	1-5/8"	1.95	-	10
1"	8HBF8-SS	1" - 11 BSPP	316 stainless		4.13	104.9	2.49	63.2	1-5/8"	1.95	-	10
1"	8HOF8	1-5/16" - 12 ORB	steel		4.13	104.9	2.49	63.2	1-5/8"	1.95	-	10

## H-Series Hydraulic Couplings



Body Size	-Series ISO-B Interchange Nipple (Female Threads)											
	Part Detail				Length		Maximum OD		Hex Inch	Weight Lb	Package Qty	
	Part Number	Threads	Material		Inch	mm	Inch	mm			Bag	Box
1/8"	H1F1	1/8" - 27 NPTF	steel		1.28	32.5	0.65	16.5	9/16"	0.03	10	100
1/8"	H1F1-B	1/8" - 27 NPTF	brass		1.28	32.5	0.65	16.5	9/16"	0.04	10	100
1/8"	H1F1-S	1/8" - 27 NPTF	303 stainless		1.28	32.5	0.65	16.5	9/16"	0.03	10	100
1/8"	H1F1-SS	1/8" - 27 NPTF	316 stainless		1.28	32.5	0.65	16.5	9/16"	0.03	10	100
1/8"	H1OF2	7/16" - 20 ORB	steel		1.28	32.5	0.65	16.5	9/16"	0.05	10	100
1/4"	H2F2	1/4" - 18 NPTF	steel		1.55	39.4	0.83	21.1	3/4"	0.08	10	50
1/4"	H2F2-B	1/4" - 18 NPTF	brass		1.55	39.4	0.83	21.1	3/4"	0.09	10	50
1/4"	H2F2-S	1/4" - 18 NPTF	303 stainless		1.55	39.4	0.83	21.1	3/4"	0.08	10	50
1/4"	H2F2-SS	1/4" - 18 NPTF	316 stainless		1.55	39.4	0.83	21.1	3/4"	0.08	10	50
1/4"	H2BF2	1/4" - 19 BSPP	steel		1.55	39.4	0.83	21.1	3/4"	0.08	10	50
1/4"	H2BF2-B	1/4" - 19 BSPP	brass		1.55	39.4	0.83	21.1	3/4"	0.09	10	50
1/4"	H2BF2-S	1/4" - 19 BSPP	303 stainless		1.55	39.4	0.83	21.1	3/4"	0.08	10	50
1/4"	H2BF2-SS	1/4" - 19 BSPP	316 stainless		1.55	39.4	0.83	21.1	3/4"	0.08	10	50
1/4"	H2OF3	9/16" - 18 ORB	steel		1.61	40.9	0.90	22.9	13/16"	0.10	10	50
3/8"	H3F3	3/8" - 18 NPTF	steel		1.70	43.2	0.97	24.6	7/8"	0.12	10	50
3/8"	H3F3-B	3/8" - 18 NPTF	brass		1.70	43.2	0.97	24.6	7/8"	0.10	10	50
3/8"	H3F3-S	3/8" - 18 NPTF	303 stainless		1.70	43.2	0.97	24.6	7/8"	0.12	10	50
3/8"	H3F3-SS	3/8" - 18 NPTF	316 stainless		1.70	43.2	0.97	24.6	7/8"	0.12	10	50
3/8"	H3BF3	3/8" - 19 BSPP	steel		1.70	43.2	0.97	24.6	7/8"	0.12	10	50
3/8"	H3BF3-B	3/8" - 19 BSPP	brass		1.70	43.2	0.97	24.6	7/8"	0.10	10	50
3/8"	H3BF3-S	3/8" - 19 BSPP	303 stainless		1.70	43.2	0.97	24.6	7/8"	0.12	10	50
3/8"	H3BF3-SS	3/8" - 19 BSPP	316 stainless		1.70	43.2	0.97	24.6	7/8"	0.12	10	50
3/8"	H3OF4	3/4" - 16 ORB	steel		1.79	45.5	1.10	27.9	1"	0.16	10	50
1/2"	H4F4	1/2" - 14 NPTF	steel		1.94	49.3	1.17	29.7	1-1/16"	0.24	5	25
1/2"	H4F4-B	1/2" - 14 NPTF	brass		1.94	49.3	1.17	29.7	1-1/16"	0.25	5	25
1/2"	H4F4-S	1/2" - 14 NPTF	303 stainless		1.94	49.3	1.17	29.7	1-1/16"	0.24	5	25
1/2"	H4F4-SS	1/2" - 14 NPTF	316 stainless		1.94	49.3	1.17	29.7	1-1/16"	0.24	5	25
1/2"	H4BF4	1/2" - 14 BSPP	steel		1.94	49.3	1.17	29.7	1-1/16"	0.24	5	25
1/2"	H4BF4-B	1/2" - 14 BSPP	brass		1.94	49.3	1.17	29.7	1-1/16"	0.25	5	25
1/2"	H4BF4-S	1/2" - 14 BSPP	303 stainless		1.94	49.3	1.17	29.7	1-1/16"	0.24	5	25
1/2"	H4BF4-SS	1/2" - 14 BSPP	316 stainless		1.94	49.3	1.17	29.7	1-1/16"	0.24	5	25
1/2"	H4OF5	7/8" - 14 ORB	steel		1.94	49.3	1.24	31.5	1-1/8"	0.27	5	25
3/4"	H6F6	3/4" - 14 NPTF	steel		2.41	61.2	1.44	36.6	1-5/16"	0.46	-	10
3/4"	H6F6-B	3/4" - 14 NPTF	brass		2.41	61.2	1.44	36.6	1-5/16"	0.50	-	10
3/4"	H6F6-S	3/4" - 14 NPTF	303 stainless		2.41	61.2	1.44	36.6	1-5/16"	0.46	-	10
3/4"	H6F6-SS	3/4" - 14 NPTF	316 stainless		2.41	61.2	1.44	36.6	1-5/16"	0.45	-	10
3/4"	H6BF6	3/4" - 14 BSPP	steel		2.41	61.2	1.44	36.6	1-5/16"	0.46	-	10
3/4"	H6BF6-B	3/4" - 14 BSPP	brass		2.41	61.2	1.44	36.6	1-5/16"	0.50	-	10
3/4"	H6BF6-S	3/4" - 14 BSPP	303 stainless		2.41	61.2	1.44	36.6	1-5/16"	0.46	-	10
3/4"	H6BF6-SS	3/4" - 14 BSPP	316 stainless		2.41	61.2	1.44	36.6	1-5/16"	0.45	-	10
3/4"	H6OF6	1-1/16" - 12 ORB	steel		2.41	61.2	1.44	36.6	1-5/16"	0.46	-	10
1"	H8F8	1" - 11 1/2 NPTF	steel		2.87	72.9	1.79	45.5	1-5/8"	0.76	-	10
1"	H8F8-B	1" - 11 1/2 NPTF	brass		2.87	72.9	1.79	45.5	1-5/8"	0.76	-	10
1"	H8F8-S	1" - 11 1/2 NPTF	303 stainless		2.87	72.9	1.79	45.5	1-5/8"	0.76	-	10
1"	H8F8-SS	1" - 11 1/2 NPTF	316 stainless		2.87	72.9	1.79	45.5	1-5/8"	0.76	-	10
1"	H8BF8	1" - 11 BSPP	steel		2.87	72.9	1.79	45.5	1-5/8"	0.76	-	10
1"	H8BF8-B	1" - 11 BSPP	brass		2.87	72.9	1.79	45.5	1-5/8"	0.76	-	10
1"	H8BF8-S	1" - 11 BSPP	303 stainless		2.87	72.9	1.79	45.5	1-5/8"	0.77	-	10
1"	H8BF8-SS	1" - 11 BSPP	316 stainless		2.87	72.9	1.79	45.5	1-5/8"	0.76	-	10
1"	H8OF8	1-5/16" - 12 ORB	steel		2.87	72.9	1.79	45.5	1-5/8"	0.80	-	10

## H-Series Hydraulic Couplings



Body Size	-Series ISO-B High Volume Interchange Coupler (Female Threads)											
	Part Detail				Length		Maximum OD		Hex Inch	Weight Lb	Package Qty	
	Part Number	Threads	Material		Inch	mm	Inch	mm			Bag	Box
1-1/4"	10HF10	1-1/4" - 11 1/2 NPTF	steel		4.50	114.3	2.60	66.0	2-3/8"	3.50	-	1
1-1/4"	10HF10-B	1-1/4" - 11 1/2 NPTF	brass		4.50	114.3	2.60	66.0	2-3/8"	3.50	-	1
1-1/4"	10HF10-S	1-1/4" - 11 1/2 NPTF	303 stainless		4.50	114.3	2.60	66.0	2-3/8"	3.51	-	1
1-1/4"	10HBF10	1-1/4" - 11 BSPP	steel		4.50	114.3	2.60	66.0	2-3/8"	3.50	-	1
1-1/2"	12HF10	1-1/4" - 11 1/2 NPTF	steel		4.81	122.2	3.00	76.2	2-5/8"	4.70	-	1
1-1/2"	12HF10-B	1-1/4" - 11 1/2 NPTF	brass		4.81	122.2	3.00	76.2	2-5/8"	4.68	-	1
1-1/2"	12HF10-S	1-1/4" - 11 1/2 NPTF	303 stainless		4.81	122.2	3.00	76.2	2-5/8"	4.68	-	1
1-1/2"	12HOF10	1-5/8" - 12 ORB	steel		4.81	122.2	3.00	76.2	2-5/8"	4.72	-	1
1-1/2"	12HF12	1-1/2" - 11 1/2 NPTF	steel		4.81	122.2	3.00	76.2	2-5/8"	4.70	-	1
1-1/2"	12HF12-B	1-1/2" - 11 1/2 NPTF	brass		4.81	122.2	3.00	76.2	2-5/8"	4.58	-	1
1-1/2"	12HF12-S	1-1/2" - 11 1/2 NPTF	303 stainless		4.81	122.2	3.00	76.2	2-5/8"	4.68	-	1
1-1/2"	12HF12-SS	1-1/2" - 11 1/2 NPTF	316 stainless		4.81	122.2	3.00	76.2	2-5/8"	4.68	-	1
1-1/2"	12HBF12	1-1/2" - 11 BSPP	steel		4.81	122.2	3.00	76.2	2-5/8"	4.70	-	1
1-1/2"	12HBF12-B	1-1/2" - 11 BSPP	brass		4.81	122.2	3.00	76.2	2-5/8"	4.58	-	1
1-1/2"	12HBF12-S	1-1/2" - 11 BSPP	303 stainless		4.81	122.2	3.00	76.2	2-5/8"	4.68	-	1
1-1/2"	12HBF12-SS	1-1/2" - 11 BSPP	316 stainless		4.81	122.2	3.00	76.2	2-5/8"	4.68	-	1
1-1/2"	12HOF12	1-7/8" - 12 ORB	steel		4.81	122.2	3.00	76.2	2-5/8"	4.72	-	1
2-1/2"	20HF16	2" - 11 1/2 NPTF	steel		5.57	141.5	4.10	104.1	3-3/4"	11.03	-	1
2-1/2"	20HF16-B	2" - 11 1/2 NPTF	brass		5.57	141.5	4.10	104.1	3-3/4"	11.09	-	1
2-1/2"	20HF20	2-1/2" - 8 NPTF	steel		6.04	153.4	4.10	104.1	3-3/4"	11.13	-	1
2-1/2"	20HF24	3" - 8 NPTF	steel		6.96	176.8	4.35	110.5	4"	11.51	-	1

## H-Series Hydraulic Couplings



Body Size	-Series ISO-B High Volume Interchange Nipple (Female Threads)											
	Part Detail				Length		Maximum OD		Hex Inch	Weight Lb	Package Qty	
	Part Number	Threads	Material		Inch	mm	Inch	mm			Bag	Box
1-1/4"	H10F10	1-1/4" - 11 1/2 NPTF	steel		4.25	108.0	2.60	66.0	2-3/8"	2.19	-	1
1-1/4"	H10F10-B	1-1/4" - 11 1/2 NPTF	brass		4.25	108.0	2.60	66.0	2-3/8"	2.19	-	1
1-1/4"	H10F10-S	1-1/4" - 11 1/2 NPTF	303 stainless		4.25	108.0	2.60	66.0	2-3/8"	2.19	-	1
1-1/4"	H10BF10	1-1/4" - 11 BSPP	steel		4.25	108.0	2.60	66.0	2-3/8"	2.19	-	1
1-1/2"	H12F10	1-1/4" - 11 1/2 NPTF	steel		4.76	120.9	2.88	73.2	2-5/8"	3.10	-	1
1-1/2"	H12F10-B	1-1/4" - 11 1/2 NPTF	brass		4.76	120.9	2.88	73.2	2-5/8"	3.10	-	1
1-1/2"	H12F10-S	1-1/4" - 11 1/2 NPTF	303 stainless		4.76	120.9	2.88	73.2	2-5/8"	3.10	-	1
1-1/2"	H12OF10	1-5/8" - 12 ORB	steel		4.76	120.9	2.88	73.2	2-5/8"	3.15	-	1
1-1/2"	H12F12	1-1/2" - 11 1/2 NPTF	steel		4.76	120.9	2.88	73.2	2-5/8"	3.10	-	1
1-1/2"	H12F12-B	1-1/2" - 11 1/2 NPTF	brass		4.76	120.9	2.88	73.2	2-5/8"	2.96	-	1
1-1/2"	H12F12-S	1-1/2" - 11 1/2 NPTF	303 stainless		4.76	120.9	2.88	73.2	2-5/8"	3.06	-	1
1-1/2"	H12F12-SS	1-1/2" - 11 1/2 NPTF	316 stainless		4.76	120.9	2.88	73.2	2-5/8"	3.05	-	1
1-1/2"	H12BF12	1-1/2" - 11 BSPP	steel		4.76	120.9	2.88	73.2	2-5/8"	3.10	-	1
1-1/2"	H12BF12-B	1-1/2" - 11 BSPP	brass		4.76	120.9	2.88	73.2	2-5/8"	2.96	-	1
1-1/2"	H12BF12-S	1-1/2" - 11 BSPP	303 stainless		4.76	120.9	2.88	73.2	2-5/8"	3.06	-	1
1-1/2"	H12BF12-SS	1-1/2" - 11 BSPP	316 stainless		4.76	120.9	2.88	73.2	2-5/8"	3.05	-	1
1-1/2"	H12OF12	1-7/8" - 12 ORB	steel		4.76	120.9	2.88	73.2	2-5/8"	3.15	-	1
2-1/2"	H20F16	2" - 11 1/2 NPTF	steel		5.48	139.2	4.10	104.1	3-3/4"	7.34	-	1
2-1/2"	H20F16-B	2" - 11 1/2 NPTF	brass		5.48	139.2	4.10	104.1	3-3/4"	7.35	-	1
2-1/2"	H20F20	2-1/2" - 8 NPTF	steel		5.95	151.1	4.10	104.1	3-3/4"	7.22	-	1
2-1/2"	H20F24	3" - 8 NPTF	steel		6.87	174.5	4.35	110.5	4"	7.56	-	1



Body Size	-Series ISO-B Interchange Nipple (Male Threads)											
	Part Detail				Length		Maximum OD		Hex Inch	Weight Lb	Package Qty	
	Part Number	Threads	Material		Inch	mm	Inch	mm			Bag	Box
1/4"	H2M3	3/8" - 18 NPTF	steel		2.03	51.6	0.83	21.1	3/4"	0.09	1	50
1/2"	H4M6-S	3/4" - 14 NPTF	303 stainless		2.13	58.7	1.17	29.7	1-1/16"	0.50	-	10

## H-Series Hydraulic Couplings



Body Size	-Series ISO-B Steel Mill 'Slide Gate' Coupler (Female Threads)											
	Part Detail				Length		Maximum OD		Hex Inch	Weight Lb	Package Qty	
	Part Number	Threads	Material		Inch	mm	Inch	mm			Bag	Box
1/2"	4HF4-HV	1/2" - 14 NPTF	steel		2.86	72.6	1.86	47.2	1-1/16"	0.80	5	25



Body Size	-Series ISO-B Steel Mill 'Slide Gate' Nipple (Female Threads)											
	Part Detail				Length		Maximum OD		Hex Inch	Weight Lb	Package Qty	
	Part Number	Threads	Material		Inch	mm	Inch	mm			Bag	Box
1/2"	H4F4-HV	1/2" - 14 NPTF	steel		1.94	49.3	1.17	29.7	1-1/16"	0.28	5	25



Body Size	-Series ISO-B Flared Grade Silicone Flanged Coupler (Female Threads)											
	Part Detail				Length		Maximum OD		Hex Inch	Weight Lb	Package Qty	
	Part Number	Threads	Material		Inch	mm	Inch	mm			Bag	Box
1/2"	D-4HF4-S-FSB	1/2" - 14 NPTF	303 stainless		2.86	72.6	2.52	64.0	1-1/16"	0.75	5	25
1/2"	D-4HF4-SS-FSB	1/2" - 14 NPTF	316 stainless		2.86	72.6	2.52	64.0	1-1/16"	0.75	5	25



Body Size	-Series ISO-B Flared Grade Nylon Flanged Coupler (Female Threads)											
	Part Detail				Length		Maximum OD		Hex Inch	Weight Lb	Package Qty	
	Part Number	Threads	Material		Inch	mm	Inch	mm			Bag	Box
1/2"	D-4HF4-S-FNS	1/2" - 14 NPTF	303 stainless		2.86	72.6	2.38	60.5	1-1/16"	0.75	5	25
1/2"	D-4HF4-SS-FNS	1/2" - 14 NPTF	316 stainless		2.86	72.6	2.38	60.5	1-1/16"	0.75	5	25

## H-Series Hydraulic Couplings



Body Size	-Series ISO-B F d Grade Nipple (Female Threads)											
	Part Detail				Length		Maximum OD		Hex Inch	Weight Lb	Package Qty	
	Part Number	Threads	Material		Inch	mm	Inch	mm			Bag	Box
1/2"	D-H4F4-SV-8	1/2" - 14 NPTF	steel		1.94	49.3	1.17	29.7	1-1/16"	0.20	5	25
1/2"	D-H4F4-S	1/2" - 14 NPTF	303 stainless		1.94	49.3	1.17	29.7	1-1/16"	0.24	5	25
1/2"	D-H4F4-SS	1/2" - 14 NPTF	316 stainless		1.94	49.3	1.17	29.7	1-1/16"	0.24	5	25



Body Size	-Series ISO-B Interchange Dust Caps and Plugs					
	Part Detail				Package Qty	
	Coupler Dust Plug	Nipple Dust Cap	Material		Bag	Box
1/8"	1HDP	H1DC	Nitrile		10	100
1/4"	2HDP-H2DC combo plug/cap		Nitrile		10	50
3/8"	3HDP-H3DC combo plug/cap		Nitrile		10	50
1/2"	4HDP-H4DC combo plug/cap		Nitrile		10	50
3/4"	6HDP-H6DC combo plug/cap		Nitrile		5	25
1"	8HDP-H8DC* combo plug/cap		Nitrile		5	25

\* 8HDP-H8DC fits both 1" and 1-1/4" body size

## H-Series Hydraulic Couplings

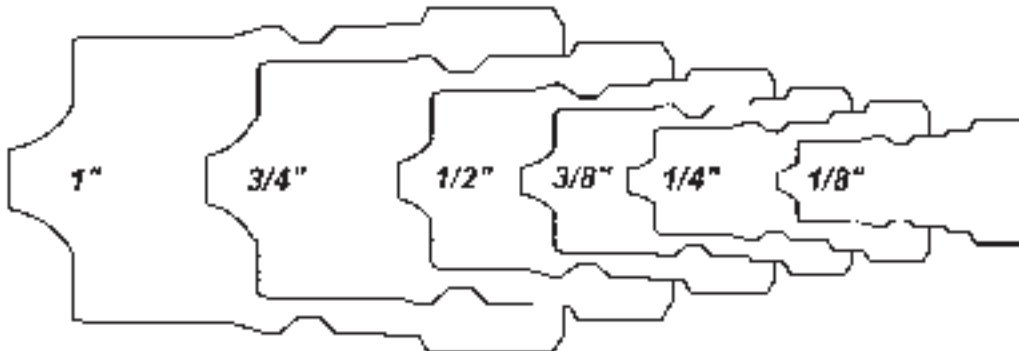


Body Size	-Series ISO-B Interchange Coupler Rigid Dust Plug						
	Part Detail			Weight Lb	Package Qty		
	Part Number	Lanyard	Body		Bag	Box	
1/4"	2HDP-A	steel cable	aluminum	0.02	10	50	
3/8"	3HDP-A	steel cable	aluminum	0.02	10	50	
1/2"	4HDP-A	steel cable	aluminum	0.03	10	50	
3/4"	6HDP-A	steel cable	aluminum	0.09	5	25	
1"	8HDP-A	steel cable	aluminum	0.14	5	25	
1-1/2"	12HDP-A	steel cable	aluminum	0.29	-	10	
2-1/2"	20HDP-A	steel cable	aluminum	0.42	-	5	



Body Size	-Series ISO-B Interchange Nipple Rigid Dust Cap						
	Part Detail			Weight Lb	Package Qty		
	Part Number	Lanyard	Body		Bag	Box	
1/4"	H2DC-A	steel cable	aluminum	0.03	10	50	
3/8"	H3DC-A	steel cable	aluminum	0.07	10	50	
1/2"	H4DC-A	steel cable	aluminum	0.13	10	50	
3/4"	H6DC-A	steel cable	aluminum	0.19	5	25	
1"	H8DC-A	steel cable	aluminum	0.26	5	25	
1-1/2"	H12DC-A	steel cable	aluminum	0.25	-	10	
2-1/2"	H20DC-A	steel cable	aluminum	0.40	-	5	

### H Series Profile



## H-Series Hydraulic Couplings

Body Size	-Series ISO-B C Coupler Seal Kits						
	Part Detail				Seal Kit Contents	Package Qty	
	Part Number	Coupler Style	Seal Material			Bag	Box
1/8"	1H-SKIT	steel, 303 SS, 316 SS	Nitrile		O-ring and PTFE anti-extrusion ring	25	200
1/8"	1H-BSKIT	brass	Nitrile		two O-rings	25	200
1/8"	F-1H-SKIT	steel, 303 SS, 316 SS	FKM		O-ring and PTFE anti-extrusion ring	25	200
1/8"	F-1H-BSKIT	brass	FKM		two O-rings	25	200
1/8"	P-1H-SKIT	steel, 303 SS, 316 SS	EPDM		O-ring and PTFE anti-extrusion ring	25	200
1/8"	P-1H-BSKIT	brass	EPDM		two O-rings	25	200
1/4"	2H-SKIT	steel, 303 SS, 316 SS	Nitrile		O-ring and PTFE anti-extrusion ring	25	200
1/4"	2H-BSKIT	brass	Nitrile		two O-rings	25	200
1/4"	F-2H-SKIT	steel, 303 SS, 316 SS	FKM		O-ring and PTFE anti-extrusion ring	25	200
1/4"	F-2H-BSKIT	brass	FKM		two O-rings	25	200
1/4"	P-2H-SKIT	steel, 303 SS, 316 SS	EPDM		O-ring and PTFE anti-extrusion ring	25	200
1/4"	P-2H-BSKIT	brass	EPDM		two O-rings	25	200
3/8"	3H-SKIT	steel, 303 SS, 316 SS	Nitrile		O-ring and PTFE anti-extrusion ring	25	200
3/8"	3H-BSKIT	brass	Nitrile		two O-rings	25	200
3/8"	F-3H-SKIT	steel, 303 SS, 316 SS	FKM		O-ring and PTFE anti-extrusion ring	25	200
3/8"	F-3H-BSKIT	brass	FKM		two O-rings	25	200
3/8"	P-3H-SKIT	steel, 303 SS, 316 SS	EPDM		O-ring and PTFE anti-extrusion ring	25	200
3/8"	P-3H-BSKIT	brass	EPDM		two O-rings	25	200
1/2"	4H-SKIT	steel, 303 SS, 316 SS	Nitrile		O-ring and PTFE anti-extrusion ring	25	200
1/2"	4H-BSKIT	brass	Nitrile		two O-rings	25	200
1/2"	F-4H-SKIT	steel, 303 SS, 316 SS	FKM		O-ring and PTFE anti-extrusion ring	25	200
1/2"	F-4H-BSKIT	brass	FKM		two O-rings	25	200
1/2"	P-4H-SKIT	steel, 303 SS, 316 SS	EPDM		O-ring and PTFE anti-extrusion ring	25	200
1/2"	P-4H-BSKIT	brass	EPDM		two O-rings	25	200
3/4"	6H-SKIT	steel, 303 SS, 316 SS	Nitrile		O-ring and PTFE anti-extrusion ring	25	200
3/4"	6H-BSKIT	brass	Nitrile		two O-rings	25	200
3/4"	F-6H-SKIT	steel, 303 SS, 316 SS	FKM		O-ring and PTFE anti-extrusion ring	25	200
3/4"	F-6H-BSKIT	brass	FKM		two O-rings	25	200
3/4"	P-6H-SKIT	steel, 303 SS, 316 SS	EPDM		O-ring and PTFE anti-extrusion ring	25	200
3/4"	P-6H-BSKIT	brass	EPDM		two O-rings	25	200
1"	8H-SKIT	steel, 303 SS, 316 SS	Nitrile		O-ring and PTFE anti-extrusion ring	25	200
1"	8H-BSKIT	brass	Nitrile		two O-rings	25	200
1"	F-8H-SKIT	steel, 303 SS, 316 SS	FKM		O-ring and PTFE anti-extrusion ring	25	200
1"	F-8H-BSKIT	brass	FKM		two O-rings	25	200
1"	P-8H-SKIT	steel, 303 SS, 316 SS	EPDM		O-ring and PTFE anti-extrusion ring	25	200
1"	P-8H-BSKIT	brass	EPDM		two O-rings	25	200
1-1/4"	10H-SKIT	all	Nitrile		Adapter/valve O-ring & two body O-rings	10	50
1-1/4"	F-10H-SKIT	all	FKM		Adapter/valve O-ring & two body O-rings	10	50
1-1/4"	P-10H-SKIT	all	EPDM		Adapter/valve O-ring & two body O-rings	10	50
1-1/2"	12H-SKIT	all	Nitrile		Adapter/valve O-ring & two body O-rings	10	50
1-1/2"	F-12H-SKIT	all	FKM		Adapter/valve O-ring & two body O-rings	10	50
1-1/2"	P-12H-SKIT	all	EPDM		Adapter/valve O-ring & two body O-rings	10	50

## H-Series Hydraulic Couplings

Body Size	-Series ISO-B Repair Kits						
	Part Detail				Repair Kit Contents (for one coupler or nipple)	Package Qty	
	Part Number	Coupler Style	Seal Material			Bag	Box
1/4"	2H-RKIT	steel	Nitrile		Steel valve assembly and retaining ring	1	25
1/4"	2H-BRKIT	brass	Nitrile		Brass valve assembly and retaining ring	1	25
1/4"	2H-SRKIT	303 stainless	Nitrile		303 SS valve assembly and retaining ring	1	25
1/4"	2H-SSRKIT	316 stainless	Nitrile		316 SS valve assembly and retaining ring	1	25
3/8"	3H-RKIT	steel	Nitrile		Steel valve assembly and retaining ring	1	25
3/8"	3H-BRKIT	brass	Nitrile		Brass valve assembly and retaining ring	1	25
3/8"	3H-SRKIT	303 stainless	Nitrile		303 SS valve assembly and retaining ring	1	25
3/8"	3H-SSRKIT	316 stainless	Nitrile		316 SS valve assembly and retaining ring	1	25
1/2"	4H-RKIT	steel	Nitrile		Steel valve assembly and retaining ring	1	25
1/2"	4H-BRKIT	brass	Nitrile		Brass valve assembly and retaining ring	1	25
1/2"	4H-SRKIT	303 stainless	Nitrile		303 SS valve assembly and retaining ring	1	25
1/2"	4H-SSRKIT	316 stainless	Nitrile		316 SS valve assembly and retaining ring	1	25
3/4"	6H-RKIT	steel	Nitrile		Steel valve assembly and retaining ring	1	25
3/4"	6H-BRKIT	brass	Nitrile		Brass valve assembly and retaining ring	1	25
3/4"	6H-SRKIT	303 stainless	Nitrile		303 SS valve assembly and retaining ring	1	25
3/4"	6H-SSRKIT	316 stainless	Nitrile		316 SS valve assembly and retaining ring	1	25
1"	8H-RKIT	steel	Nitrile		Steel valve assembly and retaining ring	1	25
1"	8H-BRKIT	brass	Nitrile		Brass valve assembly and retaining ring	1	25
1"	8H-SRKIT	303 stainless	Nitrile		303 SS valve assembly and retaining ring	1	25
1"	8H-SSRKIT	316 stainless	Nitrile		316 SS valve assembly and retaining ring	1	25
1-1/4"	10H-RKIT	steel	Nitrile		Steel valve assembly and adapter O-ring	1	25
1-1/4"	10H-BRKIT	brass	Nitrile		Brass valve assembly and adapter O-ring	1	25
1-1/4"	10H-SRKIT	303 stainless	Nitrile		303 SS valve assembly and adapter O-ring	1	25
1-1/4"	10H-SSRKIT	316 stainless	Nitrile		316 SS valve assembly and adapter O-ring	1	25
1-1/2"	12H-RKIT	steel	Nitrile		Steel valve assembly and adapter O-ring	1	25
1-1/2"	12H-BRKIT	brass	Nitrile		Brass valve assembly and adapter O-ring	1	25
1-1/2"	12H-SRKIT	303 stainless	Nitrile		303 SS valve assembly and adapter O-ring	1	25
1-1/2"	12H-SSRKIT	316 stainless	Nitrile		316 SS valve assembly and adapter O-ring	1	25

# HS-Series Hydraulic Couplings

### Interchange Data:

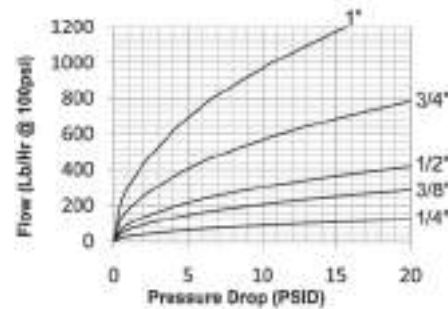
- Interchangeable to ISO7241 Series 'B'
- Parker 60-Series Steam Couplings

### Materials:

- Machined components are manufactured using solid steel, brass, or 303 stainless steel bar stock.
- Stainless steel balls, retaining rings, and springs maximize corrosion resistance and extend service life.
- Steel componentry is plated using ROHS Compliant Trivalent Chrome.
- Large diameter steel steam-sleeves are hardened to resist deformation and maximize coupler service life.
- Steel nipples are hardened to provide heavy duty performance and resist brinelling.
- All couplers have a steel steam-sleeve as standard.

### Seal Components:

- EPDM steam-grade seals are standard, providing a temperature range of -70°F to +400°F (-57°C to +204°C).
- Brass couplers have a redundant O-ring sealing system (Dual O-rings/no PTFE back-up ring)
- Stainless couplers have an O-ring/PTFE anti-extrusion ring sealing system.
- Valve seals are crimped in place to maintain integrity during excessive flow conditions



### Rated Pressure Chart:

Body Size	S-Series ISO-B Steam Interchange (Connected)															
	Brass Coupler/Plug				Brass Coupler/Steel Plug				Brass Coupler/303 SS Plug				303SS Coupler/Plug			
	Max. Working		Burst		Max. Working		Burst		Max. Working		Burst		Max. Working		Burst	
	PSI	Bar	PSI	Bar	PSI	Bar	PSI	Bar	PSI	Bar	PSI	Bar	PSI	Bar	PSI	Bar
1/4"	200	14	14,500	1,000	200	14	14,500	1,000	200	14	14,500	1,000	200	14	31,500	2,150
3/8"	200	14	12,000	800	200	14	14,500	1,000	200	14	14,500	1,000	200	14	26,500	1,800
1/2"	200	14	11,500	750	200	14	14,500	1,000	200	14	14,500	1,000	200	14	27,500	1,900
3/4"	200	14	9,280	640	200	14	9,280	640	200	14	9,280	640	200	14	16,000	1,100
1"	200	14	5,800	400	200	14	5,800	400	200	14	5,800	400	200	14	15,000	1,000


### Technical Specifications:

Body Size	Interchange Standards				Functional Parameters					
	U.S. Military	U.S. Government	International Standards	ANSI/NFPA Standards	Locking Ball Quantity	Air Inclusion	Fluid Loss	Vacuum Inch HG	Flow $\Delta P = 10 \text{ PSI}$	
1/4"	-	-	ISO7241 'B'	B93.113M-B	8	1.1cc	0.9cc	27.4	88Lbs/Hr	
3/8"	-	-	ISO7241 'B'	B93.113M-B	9	2.6cc	1.8cc	27.4	206Lbs/Hr	
1/2"	-	-	ISO7241 'B'	B93.113M-B	9	3.8cc	2.9cc	27.4	302Lbs/Hr	
3/4"	-	-	ISO7241 'B'	B93.113M-B	12	10.8cc	9.7cc	27.4	567Lbs/Hr	
1"	-	-	ISO7241 'B'	B93.113M-B	12	15.9cc	15.3cc	27.4	968Lbs/Hr	

Note: Maximum working pressure has been calculated using saturated steam at 194°C (382°F) for general purpose continuous steam service. For advanced operating pressure or super-heated steam applications, contact the factory for further information.



## HS-Series Hydraulic Couplings



Body Size	Series ISO-B Steam Interchange Coupler (Female Threads)											
	Part Detail				Length		Maximum OD		Hex Inch	Weight Lb	Package Qty	
	Part Number	Threads	Material		Inch	mm	Inch	mm			Bag	Box
1/4"	2HSF2-B	1/4" - 18 NPTF	brass		2.26	57.4	1.42	36.1	3/4"	0.30	5	50
1/4"	2HSF2-S	1/4" - 18 NPTF	303 stainless		2.26	57.4	1.42	36.1	3/4"	0.30	5	50
1/4"	2HSBF2-B	1/4" - 19 BSPP	brass		2.26	57.4	1.42	36.1	3/4"	0.30	5	50
1/4"	2HSBF2-S	1/4" - 19 BSPP	303 stainless		2.26	57.4	1.42	36.1	3/4"	0.30	5	50
3/8"	3HSF3-B	3/8" - 18 NPTF	brass		2.51	63.8	1.73	43.9	7/8"	0.50	-	50
3/8"	3HSF3-S	3/8" - 18 NPTF	303 stainless		2.51	63.8	1.73	43.9	7/8"	0.50	-	50
3/8"	3HSBF3-B	3/8" - 19 BSPP	brass		2.51	63.8	1.73	43.9	7/8"	0.50	-	50
3/8"	3HSBF3-S	3/8" - 19 BSPP	303 stainless		2.51	63.8	1.73	43.9	7/8"	0.50	-	50
1/2"	4HSF4-B	1/2" - 14 NPTF	brass		2.86	72.6	2.29	58.2	1-1/16"	0.75	-	25
1/2"	4HSF4-S	1/2" - 14 NPTF	303 stainless		2.86	72.6	2.29	58.2	1-1/16"	0.75	-	25
1/2"	4HSBF4-B	1/2" - 14 BSPP	brass		2.86	72.6	2.29	58.2	1-1/16"	0.75	-	25
1/2"	4HSBF4-S	1/2" - 14 BSPP	303 stainless		2.86	72.6	2.29	58.2	1-1/16"	0.75	-	25
3/4"	6HSF6-B	3/4" - 14 NPTF	brass		3.55	90.2	2.61	66.3	1-5/16"	1.31	-	10
3/4"	6HSF6-S	3/4" - 14 NPTF	303 stainless		3.55	90.2	2.61	66.3	1-5/16"	1.31	-	10
3/4"	6HSBF6-B	3/4" - 14 BSPP	brass		3.55	90.2	2.61	66.3	1-5/16"	1.31	-	10
3/4"	6HSBF6-S	3/4" - 14 BSPP	303 stainless		3.55	90.2	2.61	66.3	1-5/16"	1.31	-	10
1"	8HSF8-B	1" - 11 1/2 NPTF	brass		4.13	104.9	2.98	75.7	1-5/8"	1.95	-	10
1"	8HSF8-S	1" - 11 1/2 NPTF	303 stainless		4.13	104.9	2.98	75.7	1-5/8"	1.95	-	10
1"	8HSBF8-B	1" - 11 BSPP	brass		4.13	104.9	2.98	75.7	1-5/8"	1.95	-	10
1"	8HSBF8-S	1" - 11 BSPP	303 stainless		4.13	104.9	2.98	75.7	1-5/8"	1.95	-	10



Do not disconnect steam couplings while under pressure! Maximum operating temperature for steam service couplings is 194°C (382°F), with an intermittent maximum temperature of 204°C (400°F). Be sure to use safety chains, or equivalent means, to prevent the line from thrashing around in a case where the coupling becomes disconnected.

## HS-Series Hydraulic Couplings

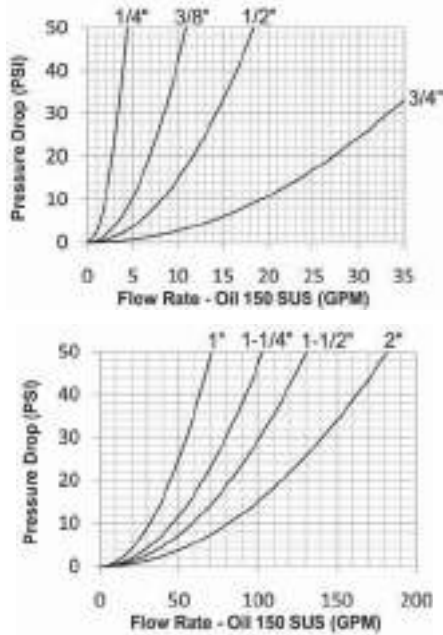


Body Size	-Series ISO-B Steam Interchange Nipple (Female Threads)											
	Part Detail				Length		Maximum OD		Hex Inch	Weight Lb	Package Qty	
	Part Number	Threads	Material		Inch	mm	Inch	mm			Bag	Box
1/4"	HS2F2	1/4" - 18 NPTF	steel		1.55	39.4	0.83	21.1	3/4"	0.08	10	50
1/4"	HS2F2-B	1/4" - 18 NPTF	brass		1.55	39.4	0.83	21.1	3/4"	0.08	10	50
1/4"	HS2F2-S	1/4" - 18 NPTF	303 stainless		1.55	39.4	0.83	21.1	3/4"	0.08	10	50
1/4"	HS2BF2	1/4" - 19 BSPP	steel		1.55	39.4	0.83	21.1	3/4"	0.08	10	50
1/4"	HS2BF2-B	1/4" - 19 BSPP	brass		1.55	39.4	0.83	21.1	3/4"	0.08	10	50
1/4"	HS2BF2-S	1/4" - 19 BSPP	303 stainless		1.55	39.4	0.83	21.1	3/4"	0.08	10	50
3/8"	HS3F3	3/8" - 18 NPTF	steel		1.70	43.2	0.97	24.6	7/8"	0.13	10	50
3/8"	HS3F3-B	3/8" - 18 NPTF	brass		1.70	43.2	0.97	24.6	7/8"	0.13	10	50
3/8"	HS3F3-S	3/8" - 18 NPTF	303 stainless		1.70	43.2	0.97	24.6	7/8"	0.13	10	50
3/8"	HS3BF3	3/8" - 19 BSPP	steel		1.70	43.2	0.97	24.6	7/8"	0.13	10	50
3/8"	HS3BF3-B	3/8" - 19 BSPP	brass		1.70	43.2	0.97	24.6	7/8"	0.13	10	50
3/8"	HS3BF3-S	3/8" - 19 BSPP	303 stainless		1.70	43.2	0.97	24.6	7/8"	0.13	10	50
1/2"	HS4F4	1/2" - 14 NPTF	steel		1.94	49.3	1.17	29.7	1-1/16"	0.24	5	25
1/2"	HS4F4-B	1/2" - 14 NPTF	brass		1.94	49.3	1.17	29.7	1-1/16"	0.24	5	25
1/2"	HS4F4-S	1/2" - 14 NPTF	303 stainless		1.94	49.3	1.17	29.7	1-1/16"	0.24	5	25
1/2"	HS4BF4	1/2" - 14 BSPP	steel		1.94	49.3	1.17	29.7	1-1/16"	0.24	5	25
1/2"	HS4BF4-B	1/2" - 14 BSPP	brass		1.94	49.3	1.17	29.7	1-1/16"	0.24	5	25
1/2"	HS4BF4-S	1/2" - 14 BSPP	303 stainless		1.94	49.3	1.17	29.7	1-1/16"	0.24	5	25
3/4"	HS6F6	3/4" - 14 NPTF	steel		2.41	61.2	1.44	36.6	1-5/16"	0.46	-	10
3/4"	HS6F6-B	3/4" - 14 NPTF	brass		2.41	61.2	1.44	36.6	1-5/16"	0.46	-	10
3/4"	HS6F6-S	3/4" - 14 NPTF	303 stainless		2.41	61.2	1.44	36.6	1-5/16"	0.46	-	10
3/4"	HS6BF6	3/4" - 14 BSPP	steel		2.41	61.2	1.44	36.6	1-5/16"	0.46	-	10
3/4"	HS6BF6-B	3/4" - 14 BSPP	brass		2.41	61.2	1.44	36.6	1-5/16"	0.46	-	10
3/4"	HS6BF6-S	3/4" - 14 BSPP	303 stainless		2.41	61.2	1.44	36.6	1-5/16"	0.46	-	10
1"	HS8F8	1" - 11 1/2 NPTF	steel		2.87	72.9	1.79	45.5	1-5/8"	0.76	-	10
1"	HS8F8-B	1" - 11 1/2 NPTF	brass		2.87	72.9	1.79	45.5	1-5/8"	0.76	-	10
1"	HS8F8-S	1" - 11 1/2 NPTF	303 stainless		2.87	72.9	1.79	45.5	1-5/8"	0.76	-	10
1"	HS8BF8	1" - 11 BSPP	steel		2.87	72.9	1.79	45.5	1-5/8"	0.76	-	10
1"	HS8BF8-B	1" - 11 BSPP	brass		2.87	72.9	1.79	45.5	1-5/8"	0.76	-	10
1"	HS8BF8-S	1" - 11 BSPP	303 stainless		2.87	72.9	1.79	45.5	1-5/8"	0.76	-	10

# K-Series Hydraulic Couplings

## Interchange Data:

- Interchangeable to ISO7241 Series 'A'
- Parker 6600-Series, Aeroquip/Eaton FD56 (5600)
- Faster ANV, Hansen HA15000, Safeway S56-Series



## Materials:

- Machined components are manufactured using solid steel bar stock.
- Stainless steel balls, retaining rings, and springs maximize corrosion resistance and extend service life.
- Steel componentry is plated using ROHS Compliant Trivalent Chrome.
- Steel coupler sleeves are hardened to resist deformation and maximize service life.
- Steel nipples are hardened to provide heavy duty performance and resist brinelling.

## Seal Components:

- Nitrile (Buna-N) seals are standard, providing a temperature range of -40°F to +250°F (-40°C to +121°C).
- Couplers have a PTFE Anti-Extrusion ring.
- Valve seals are crimped in place to maintain integrity during excessive flow conditions and pressurized connection

## Rated Pressure Chart:

Body Size	K-Series ISO-A Interchange (Connected)			
	Steel Coupler/Plug			
	Maximum Working		Burst	
	PSI	Bar	PSI	Bar
1/4"	5,000	345	18,270	1,200
3/8"	4,000	275	18,270	1,200
1/2"	4,000	275	16,500	1,100
3/4"	4,000	275	14,800	1,000
1"	4,000	275	12,400	850
1-1/4"	3,000	200	12,600	850
1-1/2"	3,000	200	12,600	850
2"	1,450	100	5,800	400

Please contact Dixon™ for 316 Stainless working pressures

## Technical Specifications:


Body Size	Interchange Standards				Functional Parameters				
	U.S. Military	U.S. Government	International Standards	ANSI/NFPA Standards	Locking Ball Quantity	Air Inclusion	Fluid Loss	Vacuum Inch HG	Flow $\Delta P = 22 \text{ PSI}$
1/4"	-	-	ISO7241 'A'	B93.113M-A	6	0.6cc	0.3cc	26.5	2.9 GPM
3/8"	-	-	ISO7241 'A'	B93.113M-A	9	2.6cc	1.8cc	26.5	7 GPM
1/2"	-	-	ISO7241 'A'	B93.113M-A	9	3.8cc	2.9cc	26.5	12 GPM
3/4"	-	-	ISO7241 'A'	B93.113M-A	12	10.8cc	9.7cc	26.5	28 GPM
1"	-	-	ISO7241 'A'	B93.113M-A	15	15.9cc	15.3cc	26.5	50 GPM
1-1/4"	-	-	ISO7241 'A'	B93.113M-A	16	31.7cc	29.1cc	26.5	70 GPM
1-1/2"	-	-	ISO7241 'A'	B93.113M-A	16	56.4cc	52.2cc	26.5	90 GPM
2"	-	-	ISO7241 'A'	B93.113M-A	15	N/A	N/A	26.5	120 GPM

## K-Series Hydraulic Couplings



Body Size	K-Series ISO-A Interchange Coupler (Female Threads)											
	Part Detail				Length		Maximum OD		Hex Inch	Weight Lb	Package Qty	
	Part Number	Threads	Material		Inch	mm	Inch	mm			Bag	Box
1/4"	2KF1	1/8" - 27 NPTF	steel		1.76	44.7	1	25.4	3/4"	0.27	10	50
1/4"	2KF2	1/4" - 18 NPTF	steel		1.76	44.7	1	25.4	3/4"	0.26	10	50
1/4" <b>NEW</b>	2KF2-SS	1/4"-18 NPTF	316 stainless		1.76	44.7	1	25.4	3/4"	0.26	10	50
1/4"	2KBF2	1/4" - 19 BSPP	steel		1.76	44.7	1	25.4	3/4"	0.26	10	50
1/4" <b>NEW</b>	2KBF2-SS	1/4"-19 BSPP	316 stainless		1.76	44.7	1	25.4	3/4"	0.26	10	50
1/4"	2KOF2	7/16" - 20 ORB	steel		1.76	44.7	1	25.4	3/4"	0.25	10	50
3/8"	3KF3	3/8" - 18 NPTF	steel		2.23	56.6	1.23	31.2	1"	0.39	10	50
3/8" <b>NEW</b>	3KF3-SS	3/8"-18 NPTF	316 stainless		2.23	56.6	1.23	31.2	1"	0.39	10	50
3/8"	3KBF3	3/8" - 19 BSPP	steel		2.23	56.6	1.23	31.2	1"	0.38	10	50
3/8" <b>NEW</b>	3KBF3-SS	3/8"-19 BSPP	316 stainless		2.23	56.6	1.23	31.2	1"	0.38	10	50
3/8"	3KOF3	9/16" - 18 ORB	steel		2.23	56.6	1.23	31.2	1"	0.39	10	50
1/2"	4KF4	1/2" - 14 NPTF	steel		2.62	66.5	1.49	37.8	1-1/4"	0.67	5	25
1/2" <b>NEW</b>	4KF4-SS	1/2"-14 NPTF	316 stainless		2.62	66.5	1.49	37.8	1-1/4"	0.67	5	25
1/2"	4KBF4	1/2" - 14 BSPP	steel		2.62	66.5	1.49	37.8	1-1/4"	0.67	5	25
1/2" <b>NEW</b>	4KBF4-SS	1/2"-14 BSPP	316 stainless		2.62	66.5	1.49	37.8	1-1/4"	0.67	5	25
1/2"	4KOF4	3/4" - 16 ORB	steel		2.62	66.5	1.49	37.8	1-1/4"	0.69	5	25
1/2"	4KOF5	7/8" - 14 ORB	steel		2.62	66.5	1.49	37.8	1-1/4"	0.66	5	25
1/2"	4KF6	3/4" - 14 NPTF	steel		2.62	66.5	1.49	37.8	1-1/4"	0.71	5	25

## K-Series Hydraulic Couplings

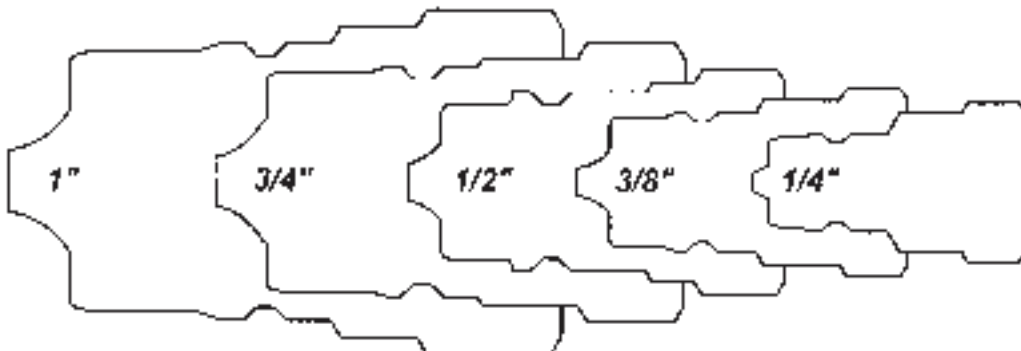


Body Size	K-Series ISO-A Interchange Coupler (Female Threads)											
	Part Detail				Length		Maximum OD		Hex Inch	Weight Lb	Package Qty	
	Part Number	Threads	Material		Inch	mm	Inch	mm			Bag	Box
3/4"	6KF6	3/4" - 14 NPTF	steel		3.23	82.0	1.86	47.2	1-5/16"	1.90	-	10
3/4" <b>NEW</b>	6KF6-SS	3/4"-14 NPTF	316 stainless		3.23	82.0	1.86	47.2	1-5/16"	1.90	-	10
3/4"	6KBF6	3/4" - 14 BSPP	steel		3.23	82.0	1.86	47.2	1-5/16"	1.90	-	10
3/4" <b>NEW</b>	6KBF6-SS	3/4"-14 BSPP	316 stainless		3.23	82.0	1.86	47.2	1-5/16"	1.90	-	10
3/4"	6KOF6	1-1/16" - 12 ORB	steel		3.23	82.0	1.86	47.2	1-5/16"	1.90	-	10
1"	8KF8	1" - 11 1/2 NPTF	steel		3.88	98.6	2.10	53.3	1-5/8"	2.14	-	10
1" <b>NEW</b>	8KF8-SS	1"-11 1/2 NPTF	316 stainless		3.88	98.6	2.10	53.3	1-5/8"	2.14	-	10
1"	8KBF8	1" - 11 BSPP	steel		3.88	98.6	2.10	53.3	1-5/8"	2.14	-	10
1" <b>NEW</b>	8KBF8-SS	1"-11 BSPP	316 stainless		3.88	98.6	2.10	53.3	1-5/8"	2.14	-	10
1"	8KOF8	1-5/16" - 12 ORB	steel		3.88	98.6	2.10	53.3	1-5/8"	2.14	-	10



Body Size	K-Series ISO-A Interchange Coupler (Female Threads)											
	Part Detail				Length		Maximum OD		Hex Inch	Weight Lb	Package Qty	
	Part Number	Threads	Material		Inch	mm	Inch	mm			Bag	Box
1-1/4"	10KF10	1-1/4" - 11 1/2 NPT	steel		4.61	117.0	2.76	70.0	2"	2.93	-	10
1-1/4"	10KBF10	1-1/4" - 11 BSPP	steel		4.61	117.0	2.76	70.0	2"	2.93	-	10
1-1/2"	12KF12	1-1/2" - 11 1/2 NPT	steel		5.24	133.0	3.33	84.5	2-3/8"	4.78	-	1
1-1/2"	12KBF12	1-1/2" - 11 BSPP	steel		5.24	133.0	3.33	84.5	2-3/8"	4.78	-	1
2"	16KF16	2" - 11 1/2 NPT	steel		6.50	165.0	3.94	100.0	3"	8.49	-	1
2"	16KBF16	2" - 11 BSPP	steel		6.50	165.0	3.94	100.0	3"	8.49	-	1

### K Profiles



## K-Series Hydraulic Couplings



Body Size	K-Series ISO-A Interchange Nipple (Female Threads)											
	Part Detail				Length		Maximum OD		Hex Inch	Weight Lb	Package Qty	
	Part Number	Threads	Material		Inch	mm	Inch	mm			Bag	Box
1/4"	K2F1	1/8" - 27 NPTF	steel		1.22	31.0	0.87	22.1	3/4"	0.08	10	50
1/4"	K2F2	1/4" - 18 NPTF	steel		1.22	31.0	0.87	22.1	3/4"	0.07	10	50
1/4"	<b>NEW</b> K2F2-SS	1/4"-18 NPTF	316 stainless		1.22	31.0	0.87	22.1	3/4"	0.07	10	50
1/4"	K2BF2	1/4" - 19 BSPP	steel		1.22	31.0	0.87	22.1	3/4"	0.07	10	50
1/4"	<b>NEW</b> K2BF2-SS	1/4"-19 BSPP	316 stainless		1.22	31.0	0.87	22.1	3/4"	0.07	10	50
1/4"	K2OF2	7/16" - 20 ORB	steel		1.22	31.0	0.87	22.1	3/4"	0.08	10	50
3/8"	K3F3	3/8" - 18 NPTF	steel		1.70	43.2	0.97	24.6	7/8"	0.11	10	50
3/8"	<b>NEW</b> K3F3-SS	3/8"-18 NPTF	316 stainless		1.70	43.2	0.97	24.6	7/8"	0.11	10	50
3/8"	K3BF3	3/8" - 19 BSPP	steel		1.70	43.2	0.97	24.6	7/8"	0.11	10	50
3/8"	<b>NEW</b> K3BF3-SS	3/8"-19 BSPP	316 stainless		1.70	43.2	0.97	24.6	7/8"	0.11	10	50
3/8"	K3OF3	9/16" - 18 ORB	steel		1.70	43.2	0.97	24.6	7/8"	0.13	10	50
1/2"	K4F4	1/2" - 14 NPTF	steel		1.77	45.0	1.23	31.2	1-1/16"	0.21	5	25
1/2"	<b>NEW</b> K4F4-SS	1/2"-14 NPTF	316 stainless		1.77	45.0	1.23	31.2	1-1/16"	0.21	5	25
1/2"	K4BF4	1/2" - 14 BSPP	steel		1.77	45.0	1.23	31.2	1-1/16"	0.21	5	25
1/2"	<b>NEW</b> K4BF4-SS	1/2"-14 BSPP	316 stainless		1.77	45.0	1.23	31.2	1-1/16"	0.21	5	25
1/2"	K4OF4	3/4" - 16 ORB	steel		1.77	45.0	1.23	31.2	1-1/16"	0.22	5	25
1/2"	K4OF5	7/8" - 14 ORB	steel		1.77	45.0	1.23	31.2	1-1/16"	0.21	5	25
1/2"	K4F6	3/4" - 14 NPTF	steel		1.77	45.0	1.37	34.8	1-3/16"	0.33	5	25



Body Size	K-Series ISO-A Interchange Nipple (Female Threads)											
	Part Detail				Length		Maximum OD		Hex Inch	Weight Lb	Package Qty	
	Part Number	Threads	Material		Inch	mm	Inch	mm			Bag	Box
3/4"	K6F6	3/4" - 14 NPTF	steel		2.43	61.7	1.44	36.6	1-5/16"	0.49	-	10
3/4"	<b>NEW</b> K6F6-SS	3/4"-14 NPTF	316 stainless		2.43	61.7	1.44	36.6	1-5/16"	0.49	-	10
3/4"	K6BF6	3/4" - 14 BSPP	steel		2.43	61.7	1.44	36.6	1-5/16"	0.49	-	10
3/4"	<b>NEW</b> K6BF6-SS	3/4"-14 BSPP	316 stainless		2.43	61.7	1.44	36.6	1-5/16"	0.49	-	10
3/4"	K6OF6	1-1/16" - 12 ORB	steel		2.43	61.7	1.44	36.6	1-5/16"	0.49	-	10
1"	K8F8	1" - 11 1/2 NPTF	steel		2.87	72.9	1.79	45.5	1-5/8"	0.75	-	10
1"	<b>NEW</b> K8F8-SS	1"-11 1/2 NPTF	316 stainless		2.87	72.9	1.79	45.5	1-5/8"	0.75	-	10
1"	K8BF8	1" - 11 BSPP	steel		2.87	72.9	1.79	45.5	1-5/8"	0.75	-	10
1"	<b>NEW</b> K8BF8-SS	1"-11 BSPP	316 stainless		2.87	72.9	1.79	45.5	1-5/8"	0.75	-	10
1"	K8OF8	1-5/16" - 12 ORB	steel		2.87	72.9	1.79	45.5	1-5/8"	0.75	-	10
1-1/4"	K10F10	1-1/4" - 11 1/2 NPT	steel		2.95	75.0	2.31	58.7	2"	1.26	-	10
1-1/4"	K10BF10	1-1/4" - 11 BSPP	steel		2.95	75.0	2.31	58.7	2"	1.26	-	10
1-1/2"	K12F12	1-1/2" - 11 1/2 NPT	steel		3.29	83.5	2.74	69.6	2-3/8"	2.05	-	1
1-1/2"	K12BF12	1-1/2" - 11 BSPP	steel		3.29	83.5	2.74	69.6	2-3/8"	2.05	-	1
2"	K16F16	2" - 11 1/2 NPT	steel		4.13	105.0	3.46	87.9	3"	3.64	-	1
2"	K16BF16	2" - 11 BSPP	steel		4.13	105.0	3.46	87.9	3"	3.64	-	1

## K-Series Hydraulic Couplings



Body Size	K-Series ISO-A Interchange Combination Dust Cap and Plug					
	Part Detail				Package Qty	
	Combination Dust Plug	Cap	Material		Bag	Box
1/4"	2KDP-K2DC		Nitrile		10	50
3/8"	3KDP-K3DC		Nitrile		10	50
1/2"	See Below					
3/4"	6KDP-K6DC		Nitrile		5	25
1"	8KDP-K8DC		Nitrile		5	25



Body Size	K-Series ISO-A Interchange Colored Dust Plug					
	Part Detail				Package Qty	
	Part Number	Color	Material		Bag	Box
1/2"	4KDP	Black	Nitrile		10	50
1/2"	4K-R-DP	Red	Nitrile		10	50
1/2"	4K-O-DP	Orange	Nitrile		10	50
1/2"	4K-Y-DP	Yellow	Nitrile		10	50
1/2"	4K-G-DP	Green	Nitrile		10	50
1/2"	4K-B-DP	Blue	Nitrile		10	50



Body Size	K-Series ISO-A Interchange Colored Dust Cap					
	Part Detail				Package Qty	
	Part Number	Color	Material		Bag	Box
1/2"	K4DC	Black	Nitrile		10	50
1/2"	K4-R-DC	Red	Nitrile		10	50
1/2"	K4-O-DC	Orange	Nitrile		10	50
1/2"	K4-Y-DC	Yellow	Nitrile		10	50
1/2"	K4-G-DC	Green	Nitrile		10	50
1/2"	K4-B-DC	Blue	Nitrile		10	50

Body Size	K-Series ISO-A Coupler Seal Kits						
	Part Detail				Seal Kit Contents	Package Qty	
	Part Number	Coupler Style	Seal Material			Bag	Box
1/4"	2K-SKIT	all	Nitrile		O-ring and PTFE anti-extrusion ring	25	200
3/8"	3K-SKIT	all	Nitrile		O-ring and PTFE anti-extrusion ring	25	200
1/2"	4K-SKIT	all	Nitrile		O-ring and PTFE anti-extrusion ring	25	200
3/4"	6K-SKIT	all	Nitrile		O-ring and PTFE anti-extrusion ring	25	200
1"	8K-SKIT	all	Nitrile		O-ring and PTFE anti-extrusion ring	25	200
1-1/4"	10K-SKIT	all	Nitrile		O-ring and PTFE anti-extrusion ring	10	50
1-1/2"	12K-SKIT	all	Nitrile		O-ring and PTFE anti-extrusion ring	10	50
2"	16K-SKIT	all	Nitrile		O-ring and PTFE anti-extrusion ring	10	50

# AG-Series Hydraulic Couplings

## Interchange Data:

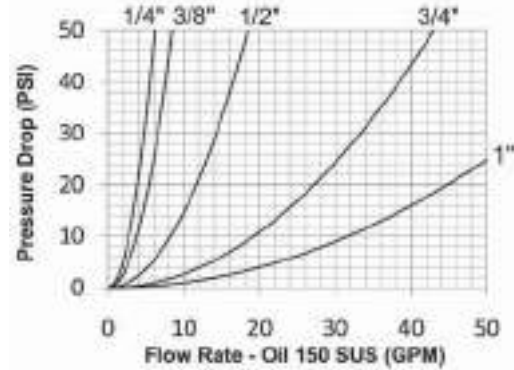
- Pioneer Agricultural Interchange
- Parker/Pioneer 4000 Series, Faster NS/NV-Series
- Safeway Series-S20, Stucchi IR-Series, Snap-Tite 60-Series

## Materials:

- Machined components are manufactured using solid steel bar stock.
- Stainless steel balls, retaining rings, and springs maximize corrosion resistance and extend service life.
- Steel componentry is plated using ROHS Compliant Trivalent Chrome.
- Steel coupler sleeves are hardened to resist deformation and maximize service life.
- Steel nipples are hardened to provide heavy duty performance and resist brinelling.

## Seal C mp nents:

- Nitrile (Buna-N) seals are standard, providing a temperature range of -40°F to +250°F (-40°C to +121°C).
- Couplers have a PTFE Anti-Extrusion ring.
- Poppet valve seals are crimped in place to maintain integrity during excessive flow conditions and pressurize connection.
- Piloted ball valve has a seal that is crimped to prevent low-pressure leakage.



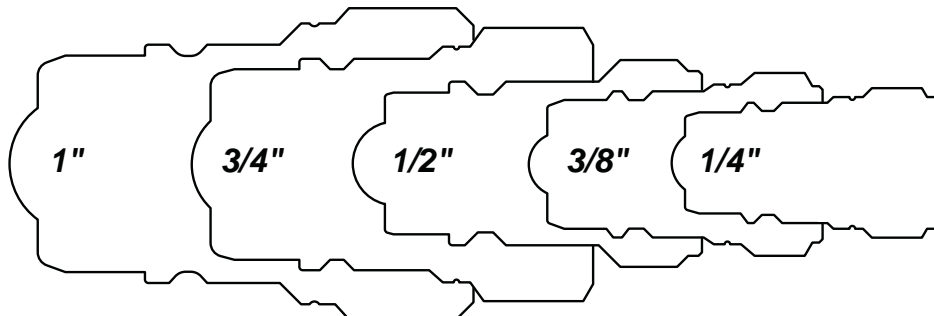
## Rated Pressure Chart:

Body Size	AG-Series Agricultural Interchange (Connected)							
	Ball Steel Coupler/Plug				Poppet Steel Coupler/Plug			
	Maximum Working		Burst		Maximum Working		Burst	
	PSI	Bar	PSI	Bar	PSI	Bar	PSI	Bar
1/4"	4,000	275	24,400	1,700	4,000	275	21,000	1,500
3/8"	4,000	275	25,000	1,700	4,000	275	23,100	1,600
1/2"	4,000	275	16,500	1,100	4,000	275	16,500	1,100
3/4"	3,000	200	15,800	1,050	3,000	200	10,300	700
1"	3,000	200	13,500	900	3,000	200	13,000	900

## Technical Specifications:

Body Size	Interchange Standards				Functional Parameters				
	U.S. Military	U.S. Government	International Standards	ANSI/NFPA Standards	Locking Ball Quantity	Air Inclusion	Fluid Loss	Vacuum Inch HG	Flow $\Delta P = 22 \text{ PSI}$
1/4"	-	-	-	-	8	1.1cc	0.9cc	26.5	4 GPM
3/8"	-	-	-	-	9	2.6cc	1.8cc	26.5	6 GPM
1/2"	-	-	ISO7241 'A'	-	9	3.8cc	2.9cc	26.5	12 GPM
3/4"	-	-	ISO5675	-	12	10.8cc	9.7cc	26.5	28 GPM
1"	-	-	-	-	12	15.9cc	15.3cc	26.5	48 GPM

## AG Series Profiles



## AG-Series Hydraulic Couplings



Body Size	AG-Series Agricultural Interchange Ball Valve Coupler (Female Threads)											
	Part Detail				Length		Maximum OD		Hex Inch	Weight Lb	Package Qty	
	Part Number	Threads	Material		Inch	mm	Inch	mm			Bag	Box
1/4"	2AGF2	1/4" - 18 NPTF	steel		2.11	53.5	1.06	27.0	7/8"	0.24	10	50
3/8"	3AGF3	3/8" - 18 NPTF	steel		2.40	61.0	1.34	34.0	1-1/16"	0.51	10	50
1/2"	4AGF4	1/2" - 14 NPTF	steel		2.62	66.5	1.49	37.8	1-1/4"	0.58	5	25
1/2"	4AGBF4	1/2" - 14 BSPP	steel		2.62	66.5	1.49	37.8	1-1/4"	0.58	5	25
1/2"	4AGOF4	3/4" - 16 ORB	steel		2.62	66.5	1.49	37.8	1-1/4"	0.64	5	25
1/2"	4AGOF5	7/8" - 14 ORB	steel		2.62	66.5	1.49	37.8	1-1/4"	0.59	5	25
1/2"	4AGF6	3/4" - 14 NPTF	steel		2.62	66.5	1.49	37.8	1-1/4"	0.71	5	25
3/4"	6AGF6	3/4" - 14 NPTF	steel		3.35	85.0	1.89	48.0	1-1/2"	1.00	-	10
1"	8AGF8	1" - 11 1/2 NPTF	steel		3.80	96.5	2.17	55.0	1-13/16"	1.89	-	10

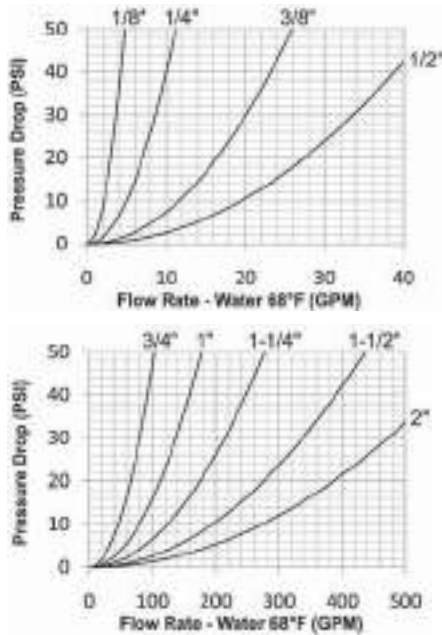


Body Size	AG-Series Agricultural Interchange Poppet Valve Coupler (Female Threads)											
	Part Detail				Length		Maximum OD		Hex Inch	Weight Lb	Package Qty	
	Part Number	Threads	Material		Inch	mm	Inch	mm			Bag	Box
1/4"	2AGF2-PV	1/4" - 18 NPTF	steel		2.11	53.5	1.06	27.0	7/8"	0.24	10	50
3/8"	3AGF3-PV	3/8" - 18 NPTF	steel		2.40	61.0	1.34	34.0	1-1/16"	0.51	10	50
1/2"	4AGF4-PV	1/2" - 14 NPTF	steel		2.62	66.5	1.49	37.8	1-1/4"	0.58	5	25
1/2"	4AGBF4-PV	1/2" - 14 BSPP	steel		2.62	66.5	1.49	37.8	1-1/4"	0.58	5	25
1/2"	4AGOF4-PV	3/4" - 16 ORB	steel		2.62	66.5	1.49	37.8	1-1/4"	0.64	5	25
1/2"	4AGOF5-PV	7/8" - 14 ORB	steel		2.62	66.5	1.49	37.8	1-1/4"	0.59	5	25
1/2"	4AGF6-PV	3/4" - 14 NPTF	steel		2.62	66.5	1.49	37.8	1-1/4"	0.71	5	25
3/4"	6AGF6-PV	3/4" - 14 NPTF	steel		3.35	85.0	1.89	48.0	1-1/2"	1.00	-	10
1"	8AGF8-PV	1" - 11 1/2 NPTF	steel		3.80	96.5	2.17	55.0	1-13/16"	1.89	-	10

# E-Series Hydraulic Couplings

## Interchange Data:

- Straight-Through Pressure-Wash Interchange
- Parker ST-Series, Foster FST-Series, Tomco Series-ST, Hansen ST-Series



## Seal Components:

- Nitrile (Buna-N) seals are standard, providing a temperature range of -40°F to +250°F (-40°C to +121°C).

## Materials:

- Machined components are manufactured using solid steel, brass, or 303 stainless steel bar stock.
- Stainless steel balls, retaining rings, and springs maximize corrosion resistance and extend service life.
- Steel componentry is plated using ROHS Compliant Trivalent Chrome.
- 1/4" to 2" brass couplers have steel sleeves as standard to maximize service life, hardened to resist deformation.
- Steel nipples are hardened to provide heavy duty performance.

## Rated Pressure Chart:

Body Size	E-Series Straight-Through Interchange (Connected)											
	Brass Coupler/Steel Plug				Brass Coupler/Plug				303 SS Coupler/Plug			
	Max. Working		Burst		Max. Working		Burst		Max. Working		Burst	
	PSI	Bar	PSI	Bar	PSI	Bar	PSI	Bar	PSI	Bar	PSI	Bar
1/8"	2,600	179	10,400	717	2,500	172	10,000	689	4,200	290	16,800	1,158
1/4"	5,500	379	22,000	1,517	5,200	359	20,800	1,434	6,700	462	26,800	1,848
3/8"	3,500	241	14,000	966	2,700	186	10,800	745	5,500	379	22,000	1,517
1/2"	2,700	186	10,800	745	2,200	152	8,800	607	3,000	207	12,000	827
3/4"	2,700	186	10,800	745	1,700	117	6,800	469	3,000	207	12,000	827
1"	2,000	138	8,000	552	1,200	83	4,800	331	1,700	117	6,800	469
1-1/4"	2,000	138	8,000	552	1,700	117	6,800	469	2,000	138	8,000	552
1-1/2"	2,000	138	8,000	552	1,400	97	5,600	386	2,000	138	8,000	552
2"	2,000	138	8,000	552	1,400	97	5,600	386	2,000	138	8,000	552

## Technical Specifications:

Body Size	Interchange Standards				Functional Parameters				
	U.S. Military	U.S. Government	International Standards	ANSI/NFPA Standards	Locking Ball Quantity	Air Inclusion	Fluid Loss	Vacuum Inch HG	Flow $\Delta P = 15 \text{ PSI}$
1/8"	-	-	-	-	6	N/A	N/A	N/R	3 GPM
1/4"	-	-	-	-	6	N/A	N/A	N/R	6 GPM
3/8"	-	-	-	-	8	N/A	N/A	N/R	14 GPM
1/2"	-	-	-	-	8	N/A	N/A	N/R	24 GPM
3/4"	-	-	-	-	8	N/A	N/A	N/R	58 GPM
1"	-	-	-	-	8	N/A	N/A	N/R	100 GPM
1-1/4"	-	-	-	-	8	N/A	N/A	N/R	150 GPM
1-1/2"	-	-	-	-	8	N/A	N/A	N/R	250 GPM
2"	-	-	-	-	8	N/A	N/A	N/R	350 GPM

## E-Series Hydraulic Couplings



Body Size	E-Series Straight-Through Interchange Coupler (Female Threads)											
	Part Detail				Length		Maximum OD		Hex Inch	Weight Lb	Package Qty	
	Part Number	Threads	Material		Inch	mm	Inch	mm			Bag	Box
1/8"	1EF1-B	1/8" - 27 NPTF	brass		1.01	25.7	0.65	16.5	9-16"	0.06	250	500
1/8"	1EF1-S	1/8" - 27 NPTF	303 stainless		1.01	25.7	0.65	16.5	9/16"	0.05	250	500
1/4"	2EF2-B	1/4" - 18 NPTF	brass		1.40	35.6	0.96	24.4	13/16"	0.17	50	200
1/4"	2EF2-S	1/4" - 18 NPTF	303 stainless		1.40	35.6	0.96	24.4	13/16"	0.15	50	200
1/4"	2EBF2-B	1/4" - 19 BSPP	brass		1.40	35.6	0.96	24.4	13/16"	0.17	50	200
3/8"	3EF3-B	3/8" - 18 NPTF	brass		1.60	40.6	1.13	28.7	1"	0.26	50	200
3/8"	3EF3-S	3/8" - 18 NPTF	303 stainless		1.60	40.6	1.13	28.7	1"	0.24	50	200
3/8"	3EBF3-B	3/8" - 19 BSPP	brass		1.60	40.6	1.13	28.7	1"	0.26	50	200
1/2"	4EF4-B	1/2" - 14 NPTF	brass		1.96	49.8	1.27	32.3	1-1/8"	0.39	25	100
1/2"	4EF4-S	1/2" - 14 NPTF	303 stainless		1.96	49.8	1.27	32.3	1-1/8"	0.37	25	100
1/2"	4EBF4-B	1/2" - 14 BSPP	brass		1.96	49.8	1.27	32.3	1-1/8"	0.39	25	100
3/4"	6EF6-B	3/4" - 14 NPTF	brass		2.10	53.3	1.65	41.9	1-1/2"	0.62	15	60
3/4"	6EF6-S	3/4" - 14 NPTF	303 stainless		2.10	53.3	1.65	41.9	1-1/2"	0.57	15	60
3/4"	6EBF6-B	3/4" - 14 BSPP	brass		2.10	53.3	1.65	41.9	1-1/2"	0.62	15	60
1"	8EF8-B	1" - 11 1/2 NPTF	brass		2.36	59.9	2.02	51.3	1-3/4"	0.99	15	30
1"	8EF8-S	1" - 11 1/2 NPTF	303 stainless		2.36	59.9	2.02	51.3	1-3/4"	0.93	15	30
1"	8EBF8-B	1" - 11 BSPP	brass		2.36	59.9	2.02	51.3	1-3/4"	0.99	15	30
1-1/4"	10EF10-B	1-1/4" - 11 1/2 NPTF	brass		2.36	59.9	2.59	65.8	2-1/4"	1.38	-	10
1-1/4"	10EF10-S	1-1/4" - 11 1/2 NPTF	303 stainless		2.36	59.9	2.59	65.8	2-1/4"	1.38	-	10
1-1/2"	12EF12-B	1-1/2" - 11 1/2 NPTF	brass		2.89	73.4	3.18	80.8	2-3/4"	1.42	-	5
1-1/2"	12EF12-S	1-1/2" - 11 1/2 NPTF	303 stainless		2.89	73.4	3.18	80.8	2-3/4"	1.42	-	5
2"	16EF16-B	2" - 11 1/2 NPTF	brass		3.00	76.2	4.04	102.6	3-1/2"	4.70	-	1
2"	16EF16-S	2" - 11 1/2 NPTF	303 stainless		3.00	76.2	4.04	102.6	3-1/2"	4.72	-	1

## E-Series Hydraulic Couplings



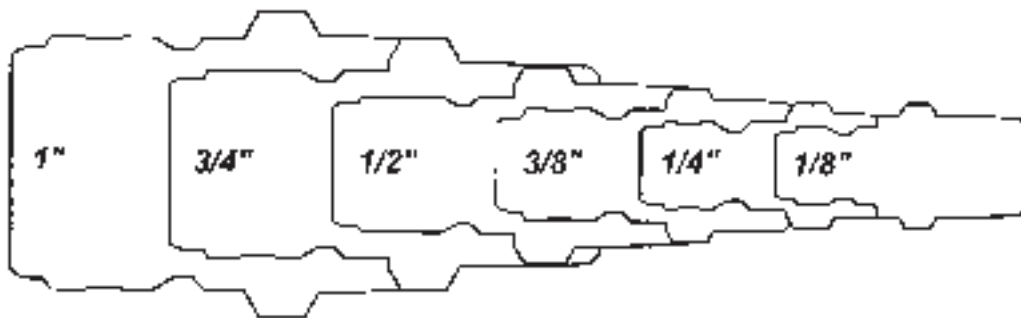
Body Size	-Series Straight-Through Interchange Nipple (Female Threads)											
	Part Detail				Length		Maximum OD		Hex Inch	Weight Lb	Package Qty	
	Part Number	Threads	Material		Inch	mm	Inch	mm			Bag	Box
1/8"	E1F1	1/8" - 27 NPTF	steel		0.98	24.9	0.65	16.5	9/16"	0.03	250	500
1/8"	E1F1-B	1/8" - 27 NPTF	brass		0.98	24.9	0.65	16.5	9/16"	0.03	250	500
1/8"	E1F1-S	1/8" - 27 NPTF	303 stainless		0.98	24.9	0.65	16.5	9/16"	0.02	250	500
1/4"	E2F2	1/4" - 18 NPTF	steel		1.47	37.3	0.79	20.1	11/16"	0.07	50	200
1/4"	E2F2-B	1/4" - 18 NPTF	brass		1.47	37.3	0.79	20.1	11/16"	0.07	50	200
1/4"	E2F2-S	1/4" - 18 NPTF	303 stainless		1.47	37.3	0.79	20.1	11/16"	0.07	50	200
1/4"	E2BF2-B	1/4" - 19 BSPP	brass		1.47	37.3	0.79	20.1	11/16"	0.07	50	200
3/8"	E3F3	3/8" - 18 NPTF	steel		1.60	40.6	1.01	25.7	7/8"	0.11	50	200
3/8"	E3F3-B	3/8" - 18 NPTF	brass		1.60	40.6	1.01	25.7	7/8"	0.12	50	200
3/8"	E3F3-S	3/8" - 18 NPTF	303 stainless		1.60	40.6	1.01	25.7	7/8"	0.12	50	200
3/8"	E3BF3-B	3/8" - 19 BSPP	brass		1.60	40.6	1.01	25.7	7/8"	0.12	50	200
1/2"	E4F4	1/2" - 14 NPTF	steel		1.82	46.2	1.16	29.5	1"	0.21	35	140
1/2"	E4F4-B	1/2" - 14 NPTF	brass		1.82	46.2	1.16	29.5	1"	0.23	35	140
1/2"	E4F4-S	1/2" - 14 NPTF	303 stainless		1.82	46.2	1.16	29.5	1"	0.23	35	140
1/2"	E4BF4-B	1/2" - 14 BSPP	brass		1.82	46.2	1.16	29.5	1"	0.23	35	140
3/4"	E6F6	3/4" - 14 NPTF	steel		2.05	52.1	1.37	34.8	1-3/16"	0.32	25	100
3/4"	E6F6-B	3/4" - 14 NPTF	brass		2.05	52.1	1.37	34.8	1-3/16"	0.32	25	100
3/4"	E6F6-S	3/4" - 14 NPTF	303 stainless		2.05	52.1	1.37	34.8	1-3/16"	0.32	25	100
3/4"	E6BF6-B	3/4" - 14 BSPP	brass		2.05	52.1	1.37	34.8	1-3/16"	0.32	25	100
1"	E8F8	1" - 11 1/2 NPTF	steel		2.36	59.9	1.73	43.9	1-1/2"	0.49	25	50
1"	E8F8-B	1" - 11 1/2 NPTF	brass		2.36	59.9	1.73	43.9	1-1/2"	0.52	25	50
1"	E8F8-S	1" - 11 1/2 NPTF	303 stainless		2.36	59.9	1.73	43.9	1-1/2"	0.52	25	50
1"	E8BF8-B	1" - 11 BSPP	brass		2.36	59.9	1.73	43.9	1-1/2"	0.49	25	50
1-1/4"	E10F10	1-1/4" - 11 1/2 NPTF	steel		2.47	62.7	2.31	58.7	2"	0.85	-	10
1-1/4"	E10F10-B	1-1/4" - 11 1/2 NPTF	brass		2.47	62.7	2.31	58.7	2"	0.85	-	10
1-1/4"	E10F10-S	1-1/4" - 11 1/2 NPTF	303 stainless		2.47	62.7	2.31	58.7	2"	0.85	-	10
1-1/2"	E12F12	1-1/2" - 11 1/2 NPTF	steel		2.74	69.6	2.60	66.0	2-1/4"	1.45	-	5
1-1/2"	E12F12-B	1-1/2" - 11 1/2 NPTF	brass		2.74	69.6	2.60	66.0	2-1/4"	1.45	-	5
1-1/2"	E12F12-S	1-1/2" - 11 1/2 NPTF	303 stainless		2.74	69.6	2.60	66.0	2-1/4"	1.45	-	5
2"	E16F16	2" - 11 1/2 NPTF	steel		3.00	76.2	3.03	77.0	2-5/8"	1.90	-	1
2"	E16F16-B	2" - 11 1/2 NPTF	brass		3.00	76.2	3.03	77.0	2-5/8"	1.90	-	1
2"	E16F16-S	2" - 11 1/2 NPTF	303 stainless		3.00	76.2	3.03	77.0	2-5/8"	1.90	-	1

## E-Series Hydraulic Couplings



Body Size	E-Series Straight-Through Interchange Coupler (Male Threads)											
	Part Detail				Length		Maximum OD		Hex Inch	Weight Lb	Package Qty	
	Part Number	Threads	Material		Inch	mm	Inch	mm			Bag	Box
1/8"	1EM1-B	1/8" - 27 NPTF	brass		1.01	25.7	0.65	16.5	9-16"	0.06	250	500
1/8"	1EM1-S	1/8" - 27 NPTF	303 stainless		1.01	25.7	0.65	16.5	9/16"	0.05	250	500
1/4"	2EM2-B	1/4" - 18 NPTF	brass		1.66	42.2	0.96	24.4	13/16"	0.17	50	200
1/4"	2EM2-S	1/4" - 18 NPTF	303 stainless		1.66	42.2	0.96	24.4	13/16"	0.15	50	200
3/8"	3EM3-B	3/8" - 18 NPTF	brass		1.70	43.2	1.13	28.7	1"	0.26	50	200
3/8"	3EM3-S	3/8" - 18 NPTF	303 stainless		1.70	43.2	1.13	28.7	1"	0.24	50	200
1/2"	4EM4-B	1/2" - 14 NPTF	brass		2.00	50.8	1.27	32.3	1-1/8"	0.39	25	100
1/2"	4EM4-S	1/2" - 14 NPTF	303 stainless		2.00	50.8	1.27	32.3	1-1/8"	0.37	25	100
3/4"	6EM6-B	3/4" - 14 NPTF	brass		2.24	56.9	1.65	41.9	1-1/2"	0.62	15	60
3/4"	6EM6-S	3/4" - 14 NPTF	303 stainless		2.24	56.9	1.65	41.9	1-1/2"	0.57	15	60
1"	8EM8-B	1" - 11 1/2 NPTF	brass		2.61	66.3	2.02	51.3	1-3/4"	0.99	15	30
1"	8EM8-S	1" - 11 1/2 NPTF	303 stainless		2.61	66.3	2.02	51.3	1-3/4"	0.93	15	30
1-1/4"	10EM10-B	1-1/4" - 11 1/2 NPTF	brass		2.91	73.9	2.59	65.8	2-1/4"	1.64	-	10
1-1/2"	12EM12-B	1-1/2" - 11 1/2 NPTF	brass		3.44	87.4	3.18	80.8	2-3/4"	2.04	-	5
2"	16EM16-B	2" - 11 1/2 NPTF	brass		3.70	94.0	4.04	102.6	3-1/2"	3.16	-	1

### E Series Profiles



## E-Series Hydraulic Couplings



Body Size	-Series Straight-Through Interchange Nipple (Male Threads)											
	Part Detail				Length		Maximum OD		Hex Inch	Weight Lb	Package Qty	
	Part Number	Threads	Material		Inch	mm	Inch	mm			Bag	Box
1/8"	E1M1	1/8" - 27 NPTF	steel		1.15	29.2	0.58	14.7	1/2"	0.02	250	500
1/8"	E1M1-B	1/8" - 27 NPTF	brass		1.15	29.2	0.58	14.7	1/2"	0.02	250	500
1/8"	E1M1-S	1/8" - 27 NPTF	303 stainless		1.15	29.2	0.58	14.7	1/2"	0.02	250	500
1/4"	E2M2	1/4" - 18 NPTF	steel		1.50	38.1	0.65	16.5	9/16"	0.05	50	200
1/4"	E2M2-B	1/4" - 18 NPTF	brass		1.50	38.1	0.65	16.5	9/16"	0.06	50	200
1/4"	E2M2-S	1/4" - 18 NPTF	303 stainless		1.50	38.1	0.65	16.5	9/16"	0.05	50	200
3/8"	E3M3	3/8" - 18 NPTF	steel		1.69	42.9	0.79	20.1	11/16"	0.07	50	200
3/8"	E3M3-B	3/8" - 18 NPTF	brass		1.69	42.9	0.79	20.1	11/16"	0.08	50	200
3/8"	E3M3-S	3/8" - 18 NPTF	303 stainless		1.69	42.9	0.79	20.1	11/16"	0.08	50	200
1/2"	E4M4	1/2" - 14 NPTF	steel		1.91	48.5	1.01	25.7	7/8"	0.13	35	140
1/2"	E4M4-B	1/2" - 14 NPTF	brass		1.91	48.5	1.01	25.7	7/8"	0.15	35	140
1/2"	E4M4-S	1/2" - 14 NPTF	303 stainless		1.91	48.5	1.01	25.7	7/8"	0.13	35	140
3/4"	E6M6	3/4" - 14 NPTF	steel		2.25	57.2	1.23	31.2	1-1/16"	0.21	25	100
3/4"	E6M6-B	3/4" - 14 NPTF	brass		2.25	57.2	1.23	31.2	1-1/16"	0.23	25	100
3/4"	E6M6-S	3/4" - 14 NPTF	303 stainless		2.25	57.2	1.23	31.2	1-1/16"	0.22	25	100
1"	E8M8	1" - 11 1/2 NPTF	steel		2.45	62.2	1.59	40.4	1-3/8"	0.43	25	50
1"	E8M8-B	1" - 11 1/2 NPTF	brass		2.45	62.2	1.59	40.4	1-3/8"	0.48	25	50
1"	E8M8-S	1" - 11 1/2 NPTF	303 stainless		2.45	62.2	1.59	40.4	1-3/8"	0.43	25	50
1-1/4"	E10M10	1-1/4" - 11 1/2 NPTF	steel		2.80	71.1	2.02	51.3	1-3/4"	0.96	-	10
1-1/4"	E10M10-B	1-1/4" - 11 1/2 NPTF	brass		2.80	71.1	2.02	51.3	1-3/4"	0.96	-	10
1-1/2"	E12M12	1-1/2" - 11 1/2 NPTF	steel		3.38	85.9	2.60	66.0	2-1/4"	1.46	-	5
1-1/2"	E12M12-B	1-1/2" - 11 1/2 NPTF	brass		3.38	85.9	2.60	66.0	2-1/4"	1.46	-	5
2"	E16M16	2" - 11 1/2 NPTF	steel		3.58	90.9	3.03	77.0	2-5/8"	1.54	-	1
2"	E16M16-B	2" - 11 1/2 NPTF	brass		3.58	90.9	3.03	77.0	2-5/8"	1.50	-	1



Body Size	-Series Straight-Through Interchange Coupler (Female Barb)											
	Part Detail				Length		Maximum OD		Hex Inch	Weight Lb	Package Qty	
	Part Number	Hose ID	Material		Inch	mm	Inch	mm			Bag	Box
1/4"	2ES2-B	1/4"	brass		1.87	47.5	0.96	24.4	-	0.16	50	200
3/8"	3ES3-B	3/8"	brass		1.87	47.5	1.13	28.7	-	0.21	50	200
1/2"	4ES4-B	1/2"	brass		2.90	73.7	1.27	32.3	-	0.31	25	100
3/4"	6ES6-B	3/4"	brass		3.16	80.3	1.63	41.4	-	0.49	15	60
1"	8ES8-B	1"	brass		3.25	82.6	2.02	51.3	-	0.68	15	30

## E-Series Hydraulic Couplings



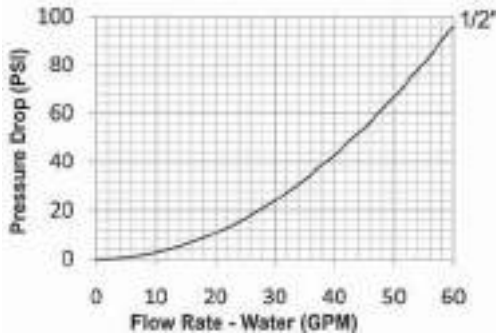
Body Size	-Series Straight-Through Interchange Nipple (Female Barb)											
	Part Detail				Length		Maximum OD		Hex Inch	Weight Lb	Package Qty	
	Part Number	Hose ID	Material		Inch	mm	Inch	mm			Bag	Box
1/4"	E2S2	1/4"	steel		1.90	48.3	0.56	14.2	-	0.05	50	200
1/4"	E2S2-B	1/4"	brass		1.90	48.3	0.56	14.2	-	0.06	50	200
3/8"	E3S3	3/8"	steel		2.03	51.6	0.63	16.0	-	0.08	50	200
3/8"	E3S3-B	3/8"	brass		2.03	51.6	0.63	16.0	-	0.08	50	200
1/2"	E4S4	1/2"	steel		2.09	53.1	0.75	19.1	-	0.13	35	140
1/2"	E4S4-B	1/2"	brass		2.09	53.1	0.75	19.1	-	0.13	35	140
3/4"	E6S6	3/4"	steel		2.28	57.9	1.13	28.7	-	0.21	25	100
3/4"	E6S6-B	3/4"	brass		2.28	57.9	1.13	28.7	-	0.21	25	100
1"	E8S8	1"	steel		3.28	83.3	1.38	35.1	-	0.43	25	50
1"	E8S8-B	1"	brass		3.28	83.3	1.38	35.1	-	0.43	25	50

Body Size	-Series Straight-Through Interchange Coupler Seal Kits									
	Part Detail				Seal Kit Contents	Package Qty				
	Part Number	Coupler Style	Seal Material			Bag	Box			
1/4"	2E-SKIT	all	Nitrile		Body O-Ring	25	200			
1/4"	F-2E-SKIT	all	FKM		Body O-Ring	25	200			
1/4"	P-2E-SKIT	all	EPDM		Body O-Ring	25	200			
3/8"	3E-SKIT	all	Nitrile		Body O-Ring	25	200			
3/8"	F-3E-SKIT	all	FKM		Body O-Ring	25	200			
3/8"	P-3E-SKIT	all	EPDM		Body O-Ring	25	200			
1/2"	4E-SKIT	all	Nitrile		Body O-Ring	25	200			
1/2"	F-4E-SKIT	all	FKM		Body O-Ring	25	200			
1/2"	P-4E-SKIT	all	EPDM		Body O-Ring	25	200			
3/4"	6E-SKIT	all	Nitrile		Body O-Ring	25	200			
3/4"	F-6E-SKIT	all	FKM		Body O-Ring	25	200			
3/4"	P-6E-SKIT	all	EPDM		Body O-Ring	25	200			
1"	8E-SKIT	all	Nitrile		Body O-Ring	25	200			
1"	F-8E-SKIT	all	FKM		Body O-Ring	25	200			
1"	P-8E-SKIT	all	EPDM		Body O-Ring	25	200			
1-1/4"	10E-SKIT	all	Nitrile		Body O-Ring	25	-			
1-1/4"	F-10E-SKIT	all	FKM		Body O-Ring	25	-			
1-1/4"	P-10E-SKIT	all	EPDM		Body O-Ring	25	-			
1-1/2"	12E-SKIT	all	Nitrile		Body O-Ring	25	-			
1-1/2"	F-12E-SKIT	all	FKM		Body O-Ring	25	-			
1-1/2"	P-12E-SKIT	all	EPDM		Body O-Ring	25	-			
2"	16E-SKIT	all	Nitrile		Body O-Ring	25	-			
2"	F-16E-SKIT	all	FKM		Body O-Ring	25	-			
2"	P-16E-SKIT	all	EPDM		Body O-Ring	25	-			

## EA-Series Hydraulic Couplings

### Interchange Data:

- Water-Blast Interchange
- Parker Series-WB, Aeroquip FD69, Snap-Tite 56-Series



### Seal Components:

- Nitrile (Buna-N) seals are standard, providing a temperature range of -40°F to +250°F (-40°C to +121°C).
- Couplers have a PTFE Anti-Extrusion ring, providing resistance to O-ring dynamic impulse pressure damage.

### Materials:

- Machined components are manufactured using solid high strength steel bar stock.
- Stainless steel springs and retaining rings maximize corrosion resistance and extend service life.
- Latches are manufactured from high-strength steel and plated with electroless nickel.
- Steel nipples are machined from solid high strength steel bar stock and hardened.
- Machined steel componentry is plated using ROHS Compliant Trivalent Chrome.

### Rated Pressure Chart:

Body Size	A-Series Water-Blast Interchange (Connected)			
	Coupler/Plug			
	Maximum Working		Burst	
	PSI	Bar	PSI	Bar
1/2"	10,000	700	30,000	2,100

### Technical Specifications:

Body Size	Interchange Standards				Functional Parameters				
	U.S. Military	U.S. Government	International Standards	ANSI/NFPA Standards	Locking Mechanism	Air Inclusion	Fluid Loss	Vacuum Inch HG	Flow $\Delta P = 40 \text{ PSI}$
1/2"	-	-	-	-	Maxi-Latch	N/A	N/A	N/R	40 GPM

## EA-Series Hydraulic Couplings



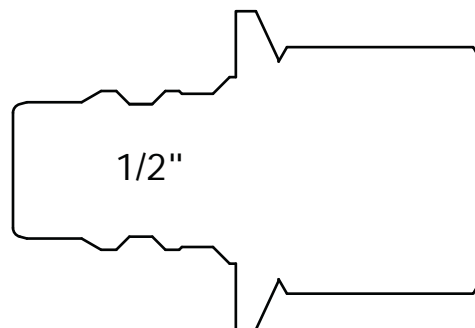
Body Size	A-Series Water-Blast Interchange Coupler (Female Threads)											
	Part Detail				Length		Maximum OD		Hex Inch	Weight Lb	Package Qty	
	Part Number	Threads	Material		Inch	mm	Inch	mm			Bag	Box
1/2"	4EAF3	3/8" - 18 NPTF	steel		2.20	55.9	1.62	41.1	1-1/4"	0.68	5	25
1/2"	4EAF4	1/2" - 14 NPTF	steel		2.20	55.9	1.62	41.1	1-1/4"	0.65	5	25



Body Size	A-Series Water-Blast Interchange Nipple (Female Threads)											
	Part Detail				Length		Maximum OD		Hex Inch	Weight Lb	Package Qty	
	Part Number	Threads	Material		Inch	mm	Inch	mm			Bag	Box
1/2"	EA4F3	3/8" - 18 NPTF	steel		2.35	59.7	1.62	41.1	1-1/8"	0.38	5	25
1/2"	EA4F4	1/2" - 14 NPTF	steel		2.35	59.7	1.62	41.1	1-1/8"	0.34	5	25

Body Size	A-Series Water-Blast Interchange Coupler Seal Kits											
	Part Detail				Seal Kit		Package Qty					
	Part Number	Coupler Style	Seal Material		Contents		Bag	Box				
1/2"	4EA-SKIT	all	Nitrile		Body O-Ring and PTFE Back-up		25	200				
1/2"	F-4EA-SKIT	all	FKM		Body O-Ring and PTFE Back-up		25	200				
1/2"	P-4EA-SKIT	all	EPDM		Body O-Ring and PTFE Back-up		25	200				

### EA Profile



# CM-Series Hydraulic Couplings

## Interchange Data:

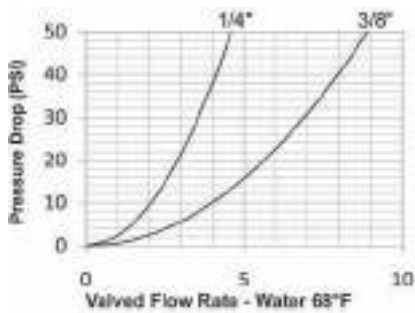
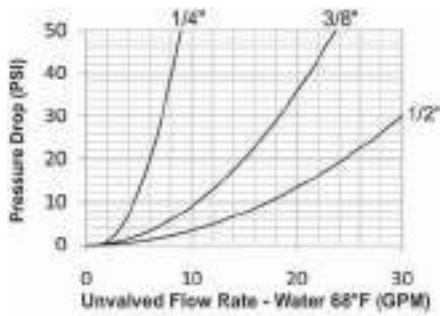
- Mold Coolant Interchange  
Foster Series-FJT, Hansen Flo-Temp, Tomco MC-Series  
Parker Moldmate, DME Jiffy-Tite

## Seal Components:

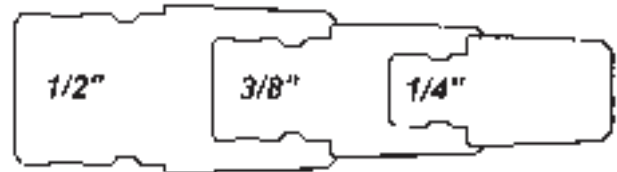
- Silicon gaskets and valve O-rings are standard, providing a temperature range of -90°F to +400°F (-68°C to +205°C).

## Materials:

- Machined components are manufactured using solid steel or brass bar stock.
- Stainless steel balls, retaining rings, and springs maximize corrosion resistance and extend service life.
- Steel componentry is plated using ROHS Compliant Trivalent Chrome.



## CM Series Profiles



## Rated Pressure Chart:

Body Size	CM-Series Industrial Medium Interchange (Connected)															
	Unvalved Coupler/Brass Plug				Unvalved Coupler/Steel Plug				Valved Coupler/Brass Plug				Valved Coupler/Steel Plug			
	Max. Working		Burst		Max. Working		Burst		Max. Working		Burst		Max. Working		Burst	
	PSI	Bar	PSI	Bar	PSI	Bar	PSI	Bar	PSI	Bar	PSI	Bar	PSI	Bar	PSI	Bar
1/4"	300	20	10,000	700	500	35	10,700	750	300	20	6,000	400	300	20	6,100	400
3/8"	300	20	14,500	1,000	500	35	14,200	1,000	300	20	6,700	450	300	20	6,100	400
1/2"	300	20	4,900	340	-	-	-	-	-	-	-	-	-	-	-	-

## Technical Specifications:

Body Size	Interchange Standards				Functional Parameters				
	U.S. Military	U.S. Government	International Standards	ANSI/NFPA Standards	Locking Ball Quantity	Air Inclusion	Fluid Loss	Vacuum Inch HG	Flow $\Delta P = 7 \text{ PSI}$
1/4"	-	-	-	-	6	N/A	N/A	N/R	3 GPM
3/8"	-	-	-	-	8	N/A	N/A	N/R	9 GPM
1/2"	-	-	-	-	8	N/A	N/A	N/R	15 GPM

## CM-Series Hydraulic Couplings



Body Size	CM-Series Industrial Mid Interchange Nipple (Female Threads)											
	Part Detail				Length		Maximum OD		Hex Inch	Weight Lb	Package Qty	
	Part Number	Threads	Material		Inch	mm	Inch	mm			Bag	Box
1/4"	CM2F1	1/8" - 27 NPTF	steel		0.90	22.9	0.58	14.7	1/2"	0.02	10	100
1/4"	CM2F1-B	1/8" - 27 NPTF	brass		0.90	22.9	0.58	14.7	1/2"	0.02	10	100
1/4"	CM2F2	1/4" - 18 NPTF	steel		1.12	28.4	0.72	18.3	5/8"	0.04	10	100
1/4"	CM2F2-B	1/4" - 18 NPTF	brass		1.12	28.4	0.72	18.3	5/8"	0.05	10	100
1/4"	CM2F3	3/8" - 18 NPTF	steel		1.21	30.7	0.87	22.1	3/4"	0.08	10	100
1/4"	CM2F3-B	3/8" - 18 NPTF	brass		1.21	30.7	0.87	22.1	3/4"	0.08	10	100
3/8"	CM3F2	1/4" - 18 NPTF	steel		1.34	34.0	0.72	18.3	5/8"	0.05	10	50
3/8"	CM3F2-B	1/4" - 18 NPTF	brass		1.34	34.0	0.72	18.3	5/8"	0.05	10	50
3/8"	CM3F3	3/8" - 18 NPTF	steel		1.34	34.0	0.87	22.1	3/4"	0.06	10	50
3/8"	CM3F3-B	3/8" - 18 NPTF	brass		1.34	34.0	0.87	22.1	3/4"	0.07	10	50
1/2"	CM4F4-B	1/2" - 14 NPTF	brass		1.69	42.9	1.16	29.5	1"	0.09	5	30
1/2"	CM4F6-B	3/4" - 14 NPTF	brass		1.69	42.9	1.37	34.8	1-3/16"	0.10	5	30



Body Size	CM-Series Industrial Mid Interchange Nipple (Male Threads)											
	Part Detail				Length		Maximum OD		Hex Inch	Weight Lb	Package Qty	
	Part Number	Threads	Material		Inch	mm	Inch	mm			Bag	Box
1/4"	CM2M1-B	1/8" - 27 NPTF	brass		1.00	25.4	0.65	16.5	9/16"	0.02	10	100
1/4"	CM2M2-B	1/4" - 18 NPTF	brass		1.15	29.2	0.65	16.5	9/16"	0.03	10	100
1/4"	CM2M3-B	3/8" - 18 NPTF	brass		1.21	30.7	0.79	20.1	11/16"	0.05	10	100
3/8"	CM3M2-B	1/4" - 18 NPTF	brass		1.37	34.8	0.65	16.5	9/16"	0.04	10	50
3/8"	CM3M3-B	3/8" - 18 NPTF	brass		1.43	36.3	0.79	20.1	11/16"	0.00	10	50
3/8"	CM3M4-B	1/2" - 14 NPTF	brass		1.58	40.1	1.01	25.7	7/8"	0.07	10	50
1/2"	CM4M4-B	1/2" - 14 NPTF	brass		1.69	42.9	1.01	25.7	7/8"	0.10	5	30
1/2"	CM4M6-B	3/4" - 14 NPTF	brass		1.79	45.5	1.23	31.2	1-1/16"	0.11	5	30

## CM-Series Hydraulic Couplings



Body Size	CM-Series Industrial Mid Interchange Unvalved Nipple (Male Threads)											
	Part Detail				Length		Maximum OD		Hex Inch	Weight Lb	Package Qty	
	Part Number	Threads	Material		Inch	mm	Inch	mm			Bag	Box
1/4"	CM2M1-B-L2.5	1/8" - 27 NPTF	brass		2.50	63.5	0.51	13.0	7/16"	0.06	10	50
1/4"	CM2M1-B-L4	1/8" - 27 NPTF	brass		4.00	101.6	0.51	13.0	7/16"	0.10	10	50
1/4"	CM2M1-B-L5.5	1/8" - 27 NPTF	brass		5.50	139.7	0.51	13.0	7/16"	0.13	10	50
1/4"	CM2M2-B-L2.5	1/4" - 18 NPTF	brass		2.50	63.5	0.65	16.5	9/16"	0.09	10	50
1/4"	CM2M2-B-L4	1/4" - 18 NPTF	brass		4.00	101.6	0.65	16.5	9/16"	0.15	10	50
1/4"	CM2M2-B-L5.5	1/4" - 18 NPTF	brass		5.50	139.7	0.65	16.5	9/16"	0.22	10	50
1/4"	CM2M2-B-L7	1/4" - 18 NPTF	brass		7.00	177.8	0.65	16.5	9/16"	0.27	10	50
3/8"	CM3M1-B-L2.5	1/8" - 27 NPTF	brass		2.50	63.5	0.65	16.5	9/16"	0.07	5	25
3/8"	CM3M1-B-L4	1/8" - 27 NPTF	brass		4.00	101.6	0.65	16.5	9/16"	0.11	5	25
3/8"	CM3M1-B-L5.5	1/8" - 27 NPTF	brass		5.50	139.7	0.65	16.5	9/16"	0.15	5	25
3/8"	CM3M1-B-L7	1/8" - 27 NPTF	brass		7.00	177.8	0.65	16.5	9/16"	0.18	5	25
3/8"	CM3M2-B-L2.5	1/4" - 18 NPTF	brass		2.50	63.5	0.65	16.5	9/16"	0.09	5	25
3/8"	CM3M2-B-L4	1/4" - 18 NPTF	brass		4.00	101.6	0.65	16.5	9/16"	0.15	5	25
3/8"	CM3M2-B-L5.5	1/4" - 18 NPTF	brass		5.50	139.7	0.65	16.5	9/16"	0.21	5	25
3/8"	CM3M2-B-L7	1/4" - 18 NPTF	brass		7.00	177.8	0.65	16.5	9/16"	0.27	5	25
3/8"	CM3M2-B-L8.5	1/4" - 18 NPTF	brass		8.50	215.9	0.65	16.5	9/16"	0.33	5	25
3/8"	CM3M2-B-L11.5	1/4" - 18 NPTF	brass		11.50	292.1	0.65	16.5	9/16"	0.45	5	25



Body Size	CM-Series Industrial Mid Interchange Unvalved Coupler (Female Threads)											
	Part Detail				Length		Maximum OD		Hex Inch	Weight Lb	Package Qty	
	Part Number	Threads	Material		Inch	mm	Inch	mm			Bag	Box
1/4"	2CMF1-B-E	1/8" - 27 NPTF	brass		1.35	34.3	0.69	17.5	9/16"	0.07	10	100
1/4"	2CMF2-B-E	1/4" - 18 NPTF	brass		1.35	34.3	0.79	20.1	11/16"	0.08	10	100
3/8"	3CMF2-B-E	1/4" - 18 NPTF	brass		1.84	46.7	0.95	24.1	3/4"	0.21	10	50
3/8"	3CMF3-B-E	3/8" - 18 NPTF	brass		1.84	46.7	1.01	25.7	7/8"	0.23	10	50
1/2"	4CMF4-B-E	1/2" - 14 NPTF	brass		2.02	51.3	1.24	31.5	1-1/8"	0.34	5	30



Body Size	CM-Series Industrial Mid Interchange Valved Coupler (Female Threads)											
	Part Detail				Length		Maximum OD		Hex Inch	Weight Lb	Package Qty	
	Part Number	Threads	Material		Inch	mm	Inch	mm			Bag	Box
1/4"	2CMF1-B	1/8" - 27 NPTF	brass		1.35	34.3	0.69	17.5	9/16"	0.07	10	100
3/8"	3CMF2-B	1/4" - 18 NPTF	brass		1.84	46.7	0.95	24.1	3/4"	0.21	10	50

## CM-Series Hydraulic Couplings



Body Size	CM-Series Industrial Medium Duty Interchange Unvalved Coupler (Female Barb)											
	Part Detail				Length		Maximum OD		Hex Inch	Weight Lb	Package Qty	
	Part Number	Hose ID	Material		Inch	mm	Inch	mm			Bag	Box
1/4"	2CMS2-B-E	1/4"	brass		2.11	53.6	0.69	17.5	-	0.10	10	100
1/4"	2CMS2.5-B-E	5/16"	brass		2.10	53.3	0.69	17.5	-	0.09	10	100
1/4"	2CMS3-B-E	3/8"	brass		2.10	53.3	0.69	17.5	-	0.11	10	100
3/8"	3CMS3-B-E	3/8"	brass		2.55	64.8	0.95	24.1	-	0.24	10	50
3/8"	3CMS4-B-E	1/2"	brass		2.55	64.8	0.95	24.1	-	0.25	10	50
1/2"	4CMS4-B-E	1/2"	brass		2.98	75.7	1.18	30.0	-	0.46	5	30
1/2"	4CMS6-B-E	3/4"	brass		2.98	75.7	1.18	30.0	-	0.48	5	30



Body Size	CM-Series Industrial Medium Duty Interchange Unvalved Coupler (Male Barb)											
	Part Detail				Length		Maximum OD		Hex Inch	Weight Lb	Package Qty	
	Part Number	Hose ID	Material		Inch	mm	Inch	mm			Bag	Box
1/4"	2CMS2-B	1/4"	brass		2.66	67.6	0.69	17.5	-	0.10	10	100
1/4"	2CMS2.5-B	5/16"	brass		2.66	67.6	0.69	17.5	-	0.10	10	100
1/4"	2CMS3-B	3/8"	brass		2.66	67.6	0.69	17.5	-	0.10	10	100
3/8"	3CMS3-B	3/8"	brass		3.30	83.8	0.95	24.1	-	0.27	10	50
3/8"	3CMS4-B	1/2"	brass		3.28	83.3	0.95	24.1	-	0.28	10	50



Body Size	CM-Series Industrial Medium Duty Interchange Unvalved Coupler (Push-on Barb)											
	Part Detail				Length		Maximum OD		Hex Inch	Weight Lb	Package Qty	
	Part Number	Hose ID	Material		Inch	mm	Inch	mm			Bag	Box
1/4"	2CMB2-B-E	1/4"	brass		2.08	52.8	0.69	17.5	-	0.10	10	100
1/4"	2CMB3-B-E	3/8"	brass		2.08	52.8	0.69	17.5	-	0.11	10	100
3/8"	3CMB3-B-E	3/8"	brass		2.53	64.3	0.95	24.1	-	0.26	10	50
3/8"	3CMB4-B-E	1/2"	brass		2.69	68.3	0.95	24.1	-	0.25	10	50
1/2"	4CMB4-B-E	1/2"	brass		3.12	79.2	1.18	30.0	-	0.50	5	30
1/2"	4CMB6-B-E	3/4"	brass		3.12	79.2	1.18	30.0	-	0.51	5	30

## CM-Series Hydraulic Couplings



Body Size	CM-Series Industrial Medium Interchange Valved Coupler (Push-on Barb)											
	Part Detail				Length		Maximum OD		Hex Inch	Weight Lb	Package Qty	
	Part Number	Hose ID	Material		Inch	mm	Inch	mm			Bag	Box
1/4"	2CMB2-B	1/4"	brass		2.64	67.1	0.69	17.5	-	0.10	10	100
1/4"	2CMB3-B	3/8"	brass		2.67	67.8	0.69	17.5	-	0.13	10	100
3/8"	3CMB3-B	3/8"	brass		3.28	83.3	0.95	24.1	-	0.29	10	50
3/8"	3CMB4-B	1/2"	brass		3.44	87.4	0.95	24.1	-	0.30	10	50



Body Size	CM-Series Industrial Medium Interchange Unvalved Coupler (45-degree Barb)											
	Part Detail				Length		Maximum OD		Hex Inch	Weight Lb	Package Qty	
	Part Number	Hose ID	Material		Inch	mm	Inch	mm			Bag	Box
1/4"	2CM4S2-B-E	1/4"	brass		2.87	72.9	0.69	17.5	-	0.13	10	100
1/4"	2CM4S2.5-B-E	5/16"	brass		2.89	73.4	0.69	17.5	-	0.13	10	100
1/4"	2CM4S3-B-E	3/8"	brass		2.91	73.9	0.69	17.5	-	0.13	10	100
3/8"	3CM4S3-B-E	3/8"	brass		3.83	97.3	0.95	24.1	-	0.36	10	50
3/8"	3CM4S4-B-E	1/2"	brass		3.86	98.0	0.95	24.1	-	0.36	10	50
1/2"	4CM4S4-B-E	1/2"	brass		4.18	106.2	1.18	30.0	-	0.74	5	30
1/2"	4CM4S6-B-E	3/4"	brass		4.56	115.8	1.18	30.0	-	0.76	5	30



Body Size	CM-Series Industrial Medium Interchange Valved Coupler (45-degree Barb)											
	Part Detail				Length		Maximum OD		Hex Inch	Weight Lb	Package Qty	
	Part Number	Hose ID	Material		Inch	mm	Inch	mm			Bag	Box
1/4"	2CM4S2-B	1/4"	brass		2.87	72.9	0.69	17.5	-	0.13	10	100
1/4"	2CM4S2.5-B	5/16"	brass		2.89	73.4	0.69	17.5	-	0.13	10	100
1/4"	2CM4S3-B	3/8"	brass		2.91	73.9	0.69	17.5	-	0.14	10	100
3/8"	3CM4S3-B	3/8"	brass		3.83	97.3	0.95	24.1	-	0.36	10	50
3/8"	3CM4S4-B	1/2"	brass		3.86	98.0	0.95	24.1	-	0.36	10	50

## CM-Series Hydraulic Couplings



Body Size	CM-Series Industrial Medium Interchange Unvalved Coupler (45° Push-on Barb)											
	Part Detail				Length		Maximum OD		Hex Inch	Weight Lb	Package Qty	
	Part Number	Hose ID	Material		Inch	mm	Inch	mm			Bag	Box
1/4"	2CM4B2-B-E	1/4"	brass		2.86	72.6	0.69	17.5	-	0.13	10	100
1/4"	2CM4B3-B-E	3/8"	brass		2.92	74.2	0.69	17.5	-	0.15	10	100
3/8"	3CM4B3-B-E	3/8"	brass		3.82	97.0	0.95	24.1	-	0.34	10	50
3/8"	3CM4B4-B-E	1/2"	brass		3.98	101.1	0.95	24.1	-	0.34	10	50
1/2"	4CM4B4-B-E	1/2"	brass		4.28	108.7	1.18	30.0	-	0.83	5	30
1/2"	4CM4B6-B-E	3/4"	brass		4.56	115.8	1.18	30.0	-	0.83	5	30



Body Size	CM-Series Industrial Medium Interchange Valved Coupler (45° Push-on Barb)											
	Part Detail				Length		Maximum OD		Hex Inch	Weight Lb	Package Qty	
	Part Number	Hose ID	Material		Inch	mm	Inch	mm			Bag	Box
1/4"	2CM4B2-B	1/4"	brass		2.86	72.6	0.69	17.5	-	0.14	10	100
1/4"	2CM4B3-B	3/8"	brass		2.92	74.2	0.69	17.5	-	0.17	10	100
3/8"	3CM4B3-B	3/8"	brass		3.82	97.0	0.95	24.1	-	0.36	10	50
3/8"	3CM4B4-B	1/2"	brass		3.98	101.1	0.95	24.1	-	0.40	10	50

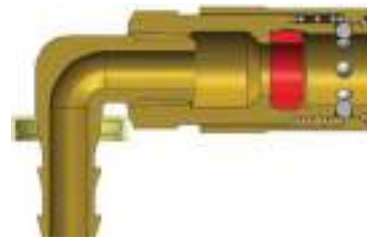


Body Size	CM-Series Industrial Medium Interchange Unvalved Coupler (90° Female Barb)											
	Part Detail				Length		Maximum OD		Hex Inch	Weight Lb	Package Qty	
	Part Number	Hose ID	Material		Inch	mm	Inch	mm			Bag	Box
1/4"	2CM9S2-B-E	1/4"	brass		1.98	50.3	0.69	17.5	-	0.13	10	100
1/4"	2CM9S2.5-B-E	5/16"	brass		1.98	50.3	0.69	17.5	-	0.13	10	100
1/4"	2CM9S3-B-E	3/8"	brass		2.17	55.1	0.69	17.5	-	0.14	10	100
3/8"	3CM9S3-B-E	3/8"	brass		2.84	72.1	0.95	24.1	-	0.31	10	50
3/8"	3CM9S4-B-E	1/2"	brass		2.85	72.4	0.95	24.1	-	0.33	10	50
1/2"	4CM9S4-B-E	1/2"	brass		3.50	88.9	1.18	30.0	-	0.79	5	30
1/2"	4CM9S6-B-E	3/4"	brass		3.50	88.9	1.18	30.0	-	0.80	5	30

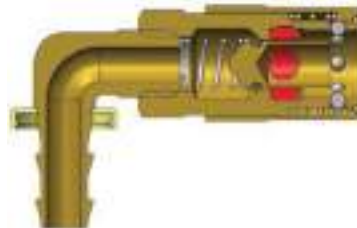
## CM-Series Hydraulic Couplings



Body Size	CM-Series Industrial Medium Interchange Unvalved Coupler (90 Degree Barb)											
	Part Detail				Length		Maximum OD		Hex Inch	Weight Lb	Package Qty	
	Part Number	Hose ID	Material		Inch	mm	Inch	mm			Bag	Box
1/4"	2CM9S2-B	1/4"	brass		1.98	50.3	0.69	17.5	-	0.14	10	100
1/4"	2CM9S2.5-B	5/16"	brass		1.98	50.3	0.69	17.5	-	0.14	10	100
1/4"	2CM9S3-B	3/8"	brass		2.17	55.1	0.69	17.5	-	0.15	10	100
3/8"	3CM9S3-B	3/8"	brass		2.84	72.1	0.95	24.1	-	0.31	10	50
3/8"	3CM9S4-B	1/2"	brass		2.85	72.4	0.95	24.1	-	0.35	10	50



Body Size	CM-Series Industrial Medium Interchange Unvalved Coupler (90 Push-In Barb)											
	Part Detail				Length		Maximum OD		Hex Inch	Weight Lb	Package Qty	
	Part Number	Hose ID	Material		Inch	mm	Inch	mm			Bag	Box
1/4"	2CM9B2-B-E	1/4"	brass		2.07	52.6	0.69	17.5	-	0.14	10	100
1/4"	2CM9B3-B-E	3/8"	brass		2.17	55.1	0.69	17.5	-	0.16	10	100
3/8"	3CM9B3-B-E	3/8"	brass		2.93	74.4	0.95	24.1	-	0.37	10	50
3/8"	3CM9B4-B-E	1/2"	brass		2.98	75.7	0.95	24.1	-	0.37	10	50
1/2"	4CM9B4-B-E	1/2"	brass		3.50	88.9	1.18	30.0	-	0.83	5	30
1/2"	4CM9B6-B-E	3/4"	brass		3.50	88.9	1.18	30.0	-	0.83	5	30



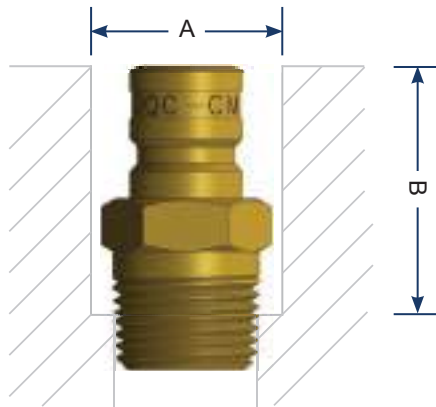
Body Size	CM-Series Industrial Medium Interchange Unvalved Coupler (90 Push-In Barb)											
	Part Detail				Length		Maximum OD		Hex Inch	Weight Lb	Package Qty	
	Part Number	Hose ID	Material		Inch	mm	Inch	mm			Bag	Box
1/4"	2CM9B2-B	1/4"	brass		2.07	52.6	0.69	17.5	-	0.14	10	100
1/4"	2CM9B3-B	3/8"	brass		2.17	55.1	0.69	17.5	-	0.17	10	100
3/8"	3CM9B3-B	3/8"	brass		2.93	74.4	0.95	24.1	-	0.37	10	50
3/8"	3CM9B4-B	1/2"	brass		2.98	75.7	0.95	24.1	-	0.39	10	50

## CM-Series Hydraulic Couplings



Body Size	CM-Series Coupler Rigid Dust Plug						
	Part Detail			Weight Lb	Package Qty		
	Part Number	Lanyard	Body		Bag	Box	
1/4"	2CMPC-B	N/A	brass	0.09	10	100	
3/8"	3CMPC-B	N/A	brass	0.12	10	50	
1/2"	4CMPC-B	N/A	brass	0.15	5	30	

Body Size	CM-Series Industrial Mold Interchange Coupler Seal Kits						
	Part Detail			Seal Kit Contents	Package Qty		
	Part Number	Coupler Style	Seal Material		Bag	Box	
1/4"	2CM-SKIT	all	Silicone	Body Seal	25	200	
3/8"	3CM-SKIT	all	Silicone	Body Seal	25	200	
1/2"	4CM-SKIT	all	Silicone	Body Seal	25	200	



Counterbored mold ports will protect the male threaded nipple, allowing the nipple to be mounted below the surface, simplifying storing and handling of molds. Dixon™ male threaded plugs are constructed of corrosion resistant brass to maximize longevity in moist environments.

Body Size	Part Detail		Dimension A	Dimension B
	Part Number	Threads		
1/4"	CM2M1-B	1/8" - 27 NPTF	17.5 mm (0.69")	17.5 mm (0.69")
1/4"	CM2M2-B	1/4" - 18 NPTF	21.3 mm (0.84")	23.9 mm (0.94")
1/4"	CM2M3-B	3/8" - 18 NPTF	25.4 mm (1.00")	24.6 mm (0.97")
3/8"	CM3M2-B	1/4" - 18 NPTF	17.5 mm (0.69")	23.9 mm (0.94")
3/8"	CM3M3-B	3/8" - 18 NPTF	21.3 mm (0.84")	28.7 mm (1.13")
3/8"	CM3M4-B	1/2" - 14 NPTF	25.4 mm (1.00")	31.8 mm (1.25")
1/2"	CM4M4-B	1/2" - 14 NPTF	31.8 mm (1.25")	38.1 mm (1.50")
1/2"	CM4M6-B	3/4" - 14 NPTF	38.1 mm (1.50")	39.6 mm (1.56")

## AG-Series Hydraulic Couplings



Body Size	AG-Series Agricultural Push-Pull Ball Valve Coupler (Female Threads)											
	Part Detail				Length		Maximum OD		Hex Inch	Weight Lb	Package Qty	
	Part Number	Threads	Material		Inch	mm	Inch	mm			Bag	Box
1/2"	4AGF4-PS	1/2" - 14 NPTF	steel		2.50	63.5	1.49	37.8	1-1/16"	0.75	5	25
1/2"	4AGOF4-PS	3/4" - 16 ORB	steel		2.98	75.8	1.489	37.8	1-1/16"	0.83	5	25
1/2"	4AGOF5-PS	7/8" - 14 ORB	steel		2.98	75.8	1.489	37.8	1-1/16"	0.75	5	25
1/2"	4AGF6-PS	3/4" - 14 NPTF	steel		3.06	77.8	1.489	37.8	1-3/16"	0.75	5	25



Body Size	AG-Series Agricultural Push-Pull Poppet Valve Coupler (Female Threads)											
	Part Detail				Length		Maximum OD		Hex Inch	Weight Lb	Package Qty	
	Part Number	Threads	Material		Inch	mm	Inch	mm			Bag	Box
1/2"	4AGF4-PV-PS	1/2" - 14 NPTF	steel		2.50	63.5	1.49	37.8	1-1/16"	0.75	5	25
1/2"	4AGOF4-PV-PS	3/4" - 16 ORB	steel		2.98	75.8	1.49	37.8	1-1/16"	0.83	5	25
1/2"	4AGOF5-PV-PS	7/8" - 14 ORB	steel		2.98	75.8	1.49	37.8	1-1/16"	0.75	5	25
1/2"	4AGF6-PV-PS	3/4" - 14 NPTF	steel		3.06	77.8	1.49	37.8	1-3/16"	0.75	5	25



Body Size	AG-Series Agricultural Interchange Ball Valve Nipple (Female Threads)											
	Part Detail				Length		Maximum OD		Hex Inch	Weight Lb	Package Qty	
	Part Number	Threads	Material		Inch	mm	Inch	mm			Bag	Box
1/4"	AG2F2	1/4" - 18 NPTF	steel		1.42	36.0	0.86	21.8	3/4"	0.08	10	50
3/8"	AG3F3	3/8" - 18 NPTF	steel		1.59	40.5	1.08	27.4	15/16"	0.16	10	50
1/2"	AG4F4	1/2" - 14 NPTF	steel		1.77	45.0	1.23	31.2	1-1/16"	0.20	5	25
1/2"	AG4BF4	1/2" - 14 BSPP	steel		1.77	45.0	1.23	31.2	1-1/16"	0.20	5	25
1/2"	AG4OF4	3/4" - 16 ORB	steel		1.77	45.0	1.23	31.2	1-1/16"	0.25	5	25
1/2"	AG4OF5	7/8" - 14 ORB	steel		1.77	45.0	1.23	31.2	1-1/16"	0.25	5	25
1/2"	AG4F6	3/4" - 14 NPTF	steel		1.77	45.0	1.37	34.8	1-3/16"	0.25	5	25
3/4"	AG6F6	3/4" - 14 NPTF	steel		2.20	56.0	1.58	40.1	1-3/8"	0.50	-	10
1"	AG8F8	1" - 11 1/2 NPTF	steel		2.48	63.0	1.87	47.5	1-5/8"	0.62	-	10

## AG-Series Hydraulic Couplings



Body Size	AG-Series Agricultural Interchange Poppet Valve Nipple (Female Threads)											
	Part Detail				Length		Maximum OD		Hex Inch	Weight Lb	Package Qty	
	Part Number	Threads	Material		Inch	mm	Inch	mm			Bag	Box
1/4"	AG2F2-PV	1/4" - 18 NPTF	steel		1.42	36.0	0.86	21.8	3/4"	0.08	10	50
3/8"	AG3F3-PV	3/8" - 18 NPTF	steel		1.59	40.5	1.08	27.4	15/16"	0.16	10	50
1/2"	AG4F4-PV	1/2" - 14 NPTF	steel		1.77	45.0	1.23	31.2	1-1/16"	0.20	5	25
1/2"	AG4BF4-PV	1/2"-14 BSPP	steel		1.77	45.0	1.23	31.2	1-1/16"	0.20	5	25
1/2"	AG4OF4-PV	3/4" - 16 ORB	steel		1.77	45.0	1.23	31.2	1-1/16"	0.25	5	25
1/2"	AG4OF5-PV	7/8" - 14 ORB	steel		1.77	45.0	1.23	31.2	1-1/16"	0.25	5	25
1/2"	AG4F6-PV	3/4" - 14 NPTF	steel		1.77	45.0	1.37	34.8	1-3/16"	0.25	5	25
3/4"	AG6F6-PV	3/4" - 14 NPTF	steel		2.20	56.0	1.58	40.1	1-3/8"	0.50	-	10
1"	AG8F8-PV	1" - 11 1/2 NPTF	steel		2.48	63.0	1.87	47.5	1-5/8"	0.62	-	10



Body Size	AG-Series Agricultural Interchange Coupler Dust Plug						
	Part Detail				Weight Lb	Package Qty	
	Part Number	Lanyard	Body			Bag	Box
1/4"	2AGDP	Elastomer	Elastomer		0.02	10	50
3/8"	3AGDP	Elastomer	Elastomer		0.04	10	50
1/2"	For 1/2" Please refer to the color coded K-Series Dust Plugs on pg. 78						
3/4"	6AGDP	Elastomer	Elastomer		0.07	5	25
1"	8AGDP	Elastomer	Elastomer		0.10	5	25



Body Size	AG-Series Agricultural Interchange Nipple Dust Cap						
	Part Detail				Weight Lb	Package Qty	
	Part Number	Lanyard	Body			Bag	Box
1/4"	AG2DC	Elastomer	Elastomer		0.02	10	50
3/8"	AG3DC	Elastomer	Elastomer		0.04	10	50
1/2"	For 1/2" Please refer to the color coded K-Series Dust Caps on pg. 78						
3/4"	AG6DC	Elastomer	Elastomer		0.07	5	25
1"	AG8DC	Elastomer	Elastomer		0.10	5	25

# V-Series Hydraulic Couplings

## Interchange Data:

- Interchangeable to MIL-C-51234
- Snap-Tite H/IH and Faster TNV/TNL

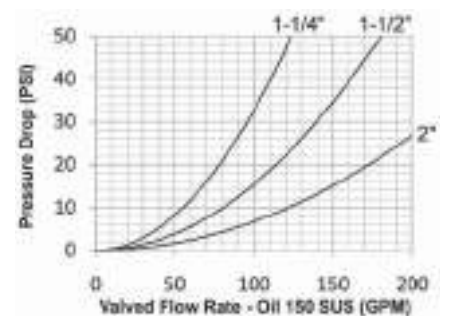
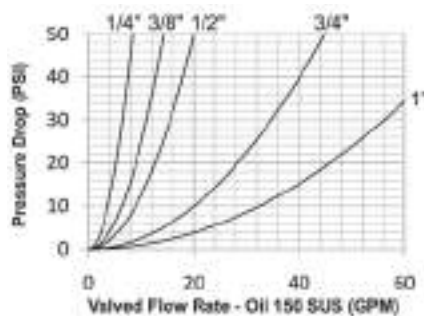
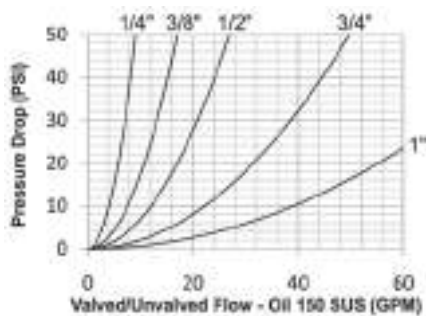
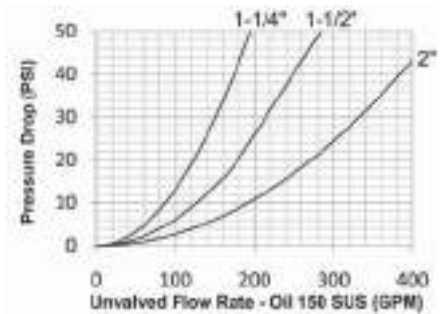
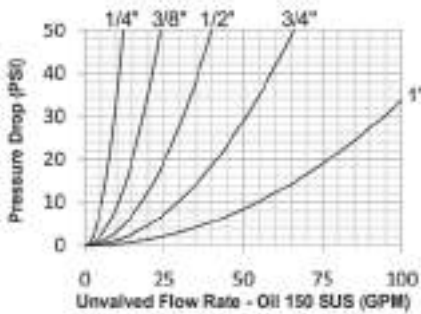
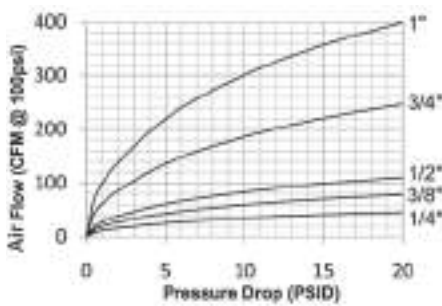
## Materials:

- Machined components are manufactured using solid steel, brass, or 316 stainless steel bar stock.
- Stainless steel balls, retaining rings, and springs maximize corrosion resistance and extend service life.
- Steel componentry is plated using ROHS Compliant Trivalent Chrome.
- Steel coupler sleeves are hardened to resist deformation and maximize service life.
- Steel nipples are machined from high-strength steel and induction hardened.
- Tubular 'TV' valves are constructed from steel bar stock and are designed for optimum performance in pneumatic applications.

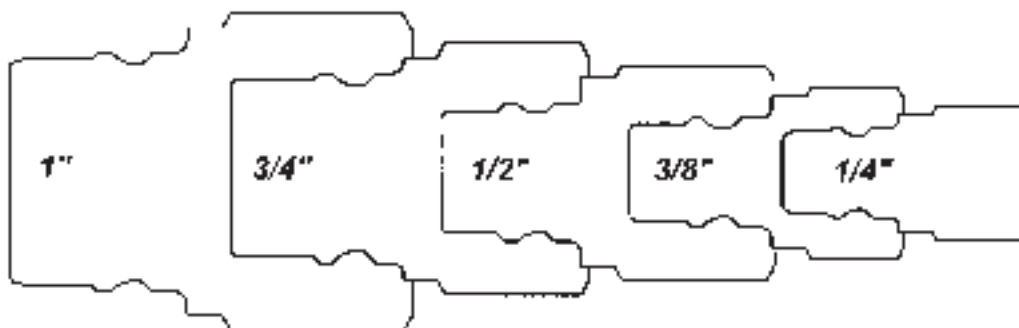
## Seal Components:

- Nitrile (Buna-N) seals are standard, providing a temperature range of -40°F to +250°F (-40°C to +121°C).
- All couplers incorporate a PTFE anti-extrusion ring to protect the seal components from dynamic impulse damage.
- 1/4" to 1" valve seals are crimped in place to maintain integrity during excessive flow conditions and pressurized connection.
- 1 1/4" to 2" valve O-rings are retained by a unique seal-groove profile and are field replaceable.

Note: Air flow data is presented using a coupler with a 'TV' valve and unvalved nipple. This configuration provides the optimal performance for pneumatic applications.



## V Series Profiles



## V-Series Hydraulic Couplings

### Rated Pressure Chart:

Body Size	-Series Snap-Tite // Interchange (Unvalved Connected)											
	Steel Coupler/Plug				Brass Coupler/Plug				316 Stainless Coupler/Plug			
	Maximum Working		Burst		Maximum Working		Burst		Maximum Working		Burst	
	PSI	Bar	PSI	Bar	PSI	Bar	PSI	Bar	PSI	Bar	PSI	Bar
1/4"	6,500	450	12,700	876	2,250	150	5,000	345	5,000	345	10,000	700
3/8"	4,500	310	10,500	700	2,250	150	5,300	350	4,000	275	8,000	550
1/2"	4,000	275	9,600	650	2,000	130	5,700	390	3,750	260	7,500	500
3/4"	3,500	240	9,100	600	2,000	130	5,300	350	2,000	130	7,500	500
1"	2,000	130	9,500	650	1,750	120	5,000	345	2,000	130	5,000	345
1-1/4"	1,750	120	5,000	345	350	24	1,000	70	1,500	100	3,000	200
1-1/2"	1,500	100	5,000	345	350	24	1,200	80	1,500	100	3,000	200
2"	1,500	100	4,000	275	400	28	1,000	70	500	34	1,000	70

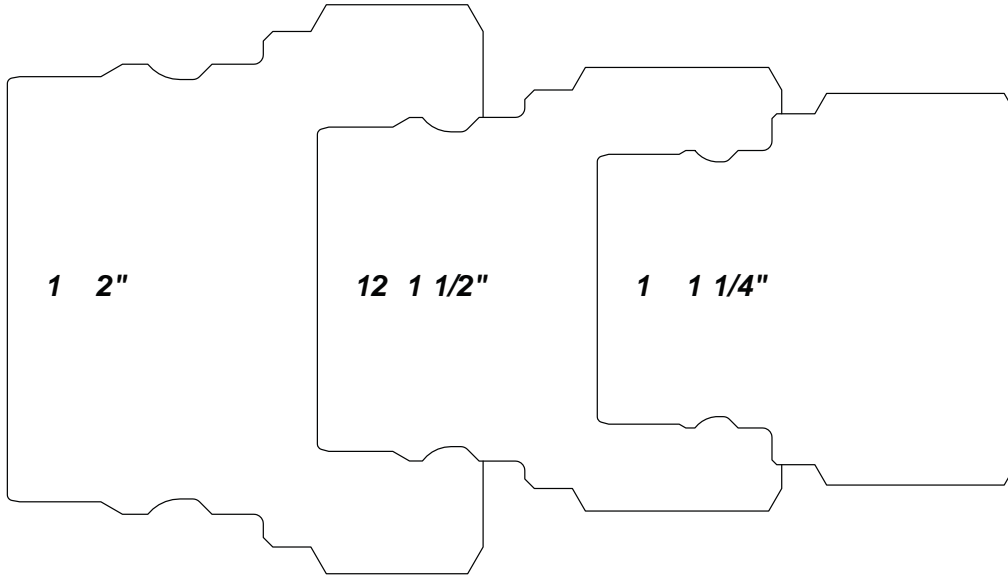
Body Size	-Series Snap-Tite // Interchange (Unvalved Connected)											
	Steel Coupler/Plug				Brass Coupler/Plug				316 SS Coupler/Plug			
	Maximum Working		Burst		Maximum Working		Burst		Maximum Working		Burst	
	PSI	Bar	PSI	Bar	PSI	Bar	PSI	Bar	PSI	Bar	PSI	Bar
1/4"	11,000	760	29,500	2,000	4,000	275	14,200	980	10,000	670	29,200	2,000
3/8"	11,000	760	29,900	2,000	4,000	275	14,500	1,000	8,000	550	27,900	1,900
1/2"	11,000	760	29,300	2,000	4,000	275	14,500	1,000	8,000	550	24,600	1,700
3/4"	9,000	620	19,300	1,300	3,500	250	11,100	750	7,000	480	22,600	1,500
1"	6,000	400	15,900	1,100	3,000	200	8,200	560	4,000	275	15,500	1,000
1-1/4"	5,000	345	10,000	700	1,000	70	4,000	275	3,000	200	10,000	700
1-1/2"	5,000	345	10,000	700	1,000	70	4,000	275	3,000	200	10,000	700
2"	4,000	275	8,000	550	750	50	2,800	190	1,000	70	6,000	400

### Technical Specifications:

Body Size	Interchange Standards			Functional Parameters					
	U.S. Military	International Standards	ANSI/NFPA Standards	Locking Ball Quantity	Air Inclusion	Fluid Loss	Vacuum Inch HG	Flow $\Delta P = 22 \text{ PSI}$	
1/4"	MIL-C-51234	-	-	6	2.0cc	0.2cc	26.7	5.5 GPM	
3/8"	MIL-C-51234	-	-	6	3.5cc	3.2cc	26.7	9.5 GPM	
1/2"	MIL-C-51234	-	-	9	4.0cc	4.0cc	26.7	13 GPM	
3/4"	MIL-C-51234	-	-	9	14.0cc	14.0cc	26.7	30 GPM	
1"	MIL-C-51234	-	-	12	21.0cc	20.0cc	26.7	48 GPM	
1-1/4"	MIL-C-51234	-	-	12	45.0cc	45.0cc	N/R	82 GPM	
1-1/2"	MIL-C-51234	-	-	12	80.0cc	80.0cc	N/R	120 GPM	
2"	MIL-C-51234	-	-	12	150.0cc	150.0cc	N/R	185 GPM	

Note: Minimum burst pressure ratings were established under laboratory conditions using a Static Burst Unit (SBU). For high impulse applications and to meet Det Norske Veritas (DNV) compliance, the operating pressure must be divided by two (2) to ensure a 4:1 safety factor during system operation.

**Large V Series Profiles**



## V-Series Hydraulic Couplings



Body Size	-Series Snap-Tite // Interchange Valved Coupler (Female Threads)											
	Part Detail				Length		Maximum OD		Hex Inch	Weight Lb	Package Qty	
	Part Number	Threads	Material		Inch	mm	Inch	mm			Bag	Box
1/4"	2VF1	1/8" - 27 NPTF	steel		1.68	42.7	0.99	25.1	7/8"	0.22	5	50
1/4"	2VF2	1/4" - 18 NPTF	steel		1.68	42.7	0.99	25.1	7/8"	0.20	5	50
1/4"	2VF2-B	1/4" - 18 NPTF	brass		1.68	42.7	0.99	25.1	7/8"	0.20	5	50
1/4"	2VF2-SS	1/4" - 18 NPTF	316 stainless		1.68	42.7	0.99	25.1	7/8"	0.20	5	50
1/4"	2VBF2	1/4" - 19 BSPP	steel		1.81	46.0	0.99	25.1	7/8"	0.20	5	50
1/4"	2VBF2-B	1/4" - 19 BSPP	brass		1.81	46.0	0.99	25.1	7/8"	0.20	5	50
1/4"	2VBF2-SS	1/4" - 19 BSPP	316 stainless		1.81	46.0	0.99	25.1	7/8"	0.20	5	50
1/4"	2VOF2	7/16" - 20 ORB	steel		1.81	46.0	0.99	25.1	7/8"	0.23	5	50
3/8"	3VF3	3/8" - 18 NPTF	steel		1.94	49.3	1.18	30.0	1"	0.37	5	50
3/8"	3VF3-B	3/8" - 18 NPTF	brass		1.94	49.3	1.18	30.0	1"	0.37	5	50
3/8"	3VF3-SS	3/8" - 18 NPTF	316 stainless		1.94	49.3	1.18	30.0	1"	0.38	5	50
3/8"	3VBF3	3/8" - 19 BSPP	steel		2.01	51.1	1.18	30.0	1"	0.37	5	50
3/8"	3VBF3-B	3/8" - 19 BSPP	brass		2.01	51.1	1.18	30.0	1"	0.37	5	50
3/8"	3VBF3-SS	3/8" - 19 BSPP	316 stainless		2.01	51.1	1.18	30.0	1"	0.38	5	50
3/8"	3VOF3	9/16" - 18 ORB	steel		2.01	51.1	1.18	30.0	1"	0.40	5	50
3/8"	3VF4	1/2" - 14 NPTF	steel		2.01	51.1	1.18	30.0	1"	0.49	5	50
1/2"	4VF4	1/2" - 14 NPTF	steel		2.13	54.1	1.36	34.5	1-3/16"	0.49	5	25
1/2"	4VF4-B	1/2" - 14 NPTF	brass		2.13	54.1	1.36	34.5	1-3/16"	0.49	5	25
1/2"	4VF4-SS	1/2" - 14 NPTF	316 stainless		2.13	54.1	1.36	34.5	1-3/16"	0.52	5	25
1/2"	4VBF4	1/2" - 14 BSPP	steel		2.13	54.1	1.36	34.5	1-3/16"	0.49	5	25
1/2"	4VBF4-B	1/2" - 14 BSPP	brass		2.13	54.1	1.36	34.5	1-3/16"	0.49	5	25
1/2"	4VBF4-SS	1/2" - 14 BSPP	316 stainless		2.13	54.1	1.36	34.5	1-3/16"	0.52	5	25
1/2"	4VOF4	3/4" - 16 ORB	steel		2.13	54.1	1.36	34.5	1-3/16"	0.54	5	25
1/2"	4VF6	3/4" - 14 NPTF	steel		2.13	54.1	1.36	34.5	1-3/16"	0.58	5	25
3/4"	6VF6	3/4" - 14 NPTF	steel		2.47	62.7	1.67	42.4	1-1/2"	0.88	5	20
3/4"	6VF6-B	3/4" - 14 NPTF	brass		2.47	62.7	1.67	42.4	1-1/2"	0.88	5	20
3/4"	6VF6-SS	3/4" - 14 NPTF	316 stainless		2.47	62.7	1.67	42.4	1-1/2"	0.94	5	20
3/4"	6VBF6	3/4" - 14 BSPP	steel		2.96	75.2	1.67	42.4	1-1/2"	0.88	5	20
3/4"	6VBF6-B	3/4" - 14 BSPP	brass		2.96	75.2	1.67	42.4	1-1/2"	0.88	5	20
3/4"	6VBF6-SS	3/4" - 14 BSPP	316 stainless		2.96	75.2	1.67	42.4	1-1/2"	0.94	5	20
3/4"	6VOF6	1-1/16" - 12 ORB	steel		2.96	75.2	1.67	42.4	1-1/2"	0.99	5	20
1"	8VF8	1" - 11 1/2 NPTF	steel		2.70	68.6	2.06	52.3	1-7/8"	1.33	-	10
1"	8VF8-B	1" - 11 1/2 NPTF	brass		2.70	68.6	2.06	52.3	1-7/8"	1.33	-	10
1"	8VF8-SS	1" - 11 1/2 NPTF	316 stainless		2.70	68.6	2.06	52.3	1-7/8"	1.33	-	10
1"	8VBF8	1" - 11 BSPP	steel		2.97	75.4	2.06	52.3	1-7/8"	1.33	-	10
1"	8VBF8-B	1" - 11 BSPP	brass		2.97	75.4	2.06	52.3	1-7/8"	1.33	-	10
1"	8VBF8-SS	1" - 11 BSPP	316 stainless		2.97	75.4	2.06	52.3	1-7/8"	1.33	-	10
1"	8VOF8	1-5/16" - 12 ORB	steel		2.97	75.4	2.06	52.3	1-7/8"	1.42	-	10

## V-Series Hydraulic Couplings



Body Size	-Series Snap-Tite / Interchange alved Nipple (Female Threads)											
	Part Detail				Length		Maximum OD		Hex Inch	Weight Lb	Package Qty	
	Part Number	Threads	Material		Inch	mm	Inch	mm			Bag	Box
1/4"	V2F1	1/8" - 27 NPTF	steel		1.62	41.1	0.97	24.6	7/8"	0.17	5	50
1/4"	V2F2	1/4" - 18 NPTF	steel		1.62	41.1	0.97	24.6	7/8"	0.14	5	50
1/4"	V2F2-B	1/4" - 18 NPTF	brass		1.62	41.1	0.97	24.6	7/8"	0.14	5	50
1/4"	V2F2-SS	1/4" - 18 NPTF	316 stainless		1.62	41.1	0.97	24.6	7/8"	0.15	5	50
1/4"	V2BF2	1/4" - 19 BSPP	steel		1.75	44.5	0.97	24.6	7/8"	0.14	5	50
1/4"	V2BF2-B	1/4" - 19 BSPP	brass		1.75	44.5	0.97	24.6	7/8"	0.14	5	50
1/4"	V2BF2-SS	1/4" - 19 BSPP	316 stainless		1.75	44.5	0.97	24.6	7/8"	0.14	5	50
1/4"	V2OF2	7/16" - 20 ORB	steel		1.75	44.5	0.97	24.6	7/8"	0.16	5	50
3/8"	V3F3	3/8" - 18 NPTF	steel		1.87	47.5	1.10	27.9	1"	0.23	5	50
3/8"	V3F3-B	3/8" - 18 NPTF	brass		1.87	47.5	1.10	27.9	1"	0.23	5	50
3/8"	V3F3-SS	3/8" - 18 NPTF	316 stainless		1.87	47.5	1.10	27.9	1"	0.23	5	50
3/8"	V3BF3	3/8" - 19 BSPP	steel		1.94	49.3	1.10	27.9	1"	0.23	5	50
3/8"	V3BF3-B	3/8" - 19 BSPP	brass		1.94	49.3	1.10	27.9	1"	0.23	5	50
3/8"	V3BF3-SS	3/8" - 19 BSPP	316 stainless		1.94	49.3	1.10	27.9	1"	0.23	5	50
3/8"	V3OF3	9/16" - 18 ORB	steel		1.94	49.3	1.10	27.9	1"	0.25	5	50
3/8"	V3F4	1/2" - 14 NPTF	steel		1.94	49.3	1.10	27.9	1"	0.27	5	50
1/2"	V4F4	1/2" - 14 NPTF	steel		1.99	50.5	1.31	33.3	1-3/16"	0.30	5	25
1/2"	V4F4-B	1/2" - 14 NPTF	brass		1.99	50.5	1.31	33.3	1-3/16"	0.30	5	25
1/2"	V4F4-SS	1/2" - 14 NPTF	316 stainless		1.99	50.5	1.31	33.3	1-3/16"	0.30	5	25
1/2"	V4BF4	1/2" - 14 BSPP	steel		1.99	50.5	1.31	33.3	1-3/16"	0.30	5	25
1/2"	V4BF4-B	1/2" - 14 BSPP	brass		1.99	50.5	1.31	33.3	1-3/16"	0.30	5	25
1/2"	V4BF4-SS	1/2" - 14 BSPP	316 stainless		1.99	50.5	1.31	33.3	1-3/16"	0.30	5	25
1/2"	V4OF4	3/4" - 16 ORB	steel		1.99	50.5	1.31	33.3	1-3/16"	0.33	5	25
1/2"	V4F6	3/4" - 14 NPTF	steel		1.99	50.5	1.31	33.3	1-3/16"	0.38	5	25
3/4"	V6F6	3/4" - 14 NPTF	steel		2.31	58.7	1.65	41.9	1-1/2"	0.60	5	20
3/4"	V6F6-B	3/4" - 14 NPTF	brass		2.31	58.7	1.65	41.9	1-1/2"	0.60	5	20
3/4"	V6F6-SS	3/4" - 14 NPTF	316 stainless		2.31	58.7	1.65	41.9	1-1/2"	0.59	5	20
3/4"	V6BF6	3/4" - 14 BSPP	steel		2.80	71.1	1.65	41.9	1-1/2"	0.60	5	20
3/4"	V6BF6-B	3/4" - 14 BSPP	brass		2.80	71.1	1.65	41.9	1-1/2"	0.60	5	20
3/4"	V6BF6-SS	3/4" - 14 BSPP	316 stainless		2.80	71.1	1.65	41.9	1-1/2"	0.61	5	20
3/4"	V6OF6	1-1/16" - 12 ORB	steel		2.80	71.1	1.65	41.9	1-1/2"	0.66	5	20
1"	V8F8	1" - 11 1/2 NPTF	steel		2.60	66.0	2.06	52.3	1-7/8"	0.93	-	10
1"	V8F8-B	1" - 11 1/2 NPTF	brass		2.60	66.0	2.06	52.3	1-7/8"	0.93	-	10
1"	V8F8-SS	1" - 11 1/2 NPTF	316 stainless		2.60	66.0	2.06	52.3	1-7/8"	0.94	-	10
1"	V8BF8	1" - 11 BSPP	steel		2.87	72.9	2.06	52.3	1-7/8"	0.93	-	10
1"	V8BF8-B	1" - 11 BSPP	brass		2.87	72.9	2.06	52.3	1-7/8"	0.94	-	10
1"	V8BF8-SS	1" - 11 BSPP	316 stainless		2.87	72.9	2.06	52.3	1-7/8"	0.93	-	10
1"	V8OF8	1-5/16" - 12 ORB	steel		2.857	72.6	2.06	52.3	1-7/8"	0.98	-	10

## V-Series Hydraulic Couplings



Body Size	V-Series Snap-Tite / Interchangeable Coupler (Female Threads)											
	Part Detail				Length		Maximum OD		Hex Inch	Weight Lb	Package Qty	
	Part Number	Threads	Material		Inch	mm	Inch	mm			Bag	Box
1-1/4"	10VF10	1-1/4" - 11 1/2 NPTF	steel		3.54	89.9	2.19	55.6	2"	1.94	-	10
1-1/4"	10VF10-B	1-1/4" - 11 1/2 NPTF	brass		3.54	89.9	2.19	55.6	2"	1.94	-	10
1-1/4"	10VF10-SS	1-1/4" - 11 1/2 NPTF	316 stainless		3.54	89.9	2.19	55.6	2"	1.95	-	10
1-1/4"	10VBF10	1-1/4" - 11 BSPP	steel		3.54	89.9	2.19	55.6	2"	1.94	-	10
1-1/4"	10VBF10-B	1-1/4" - 11 BSPP	brass		3.54	89.9	2.19	55.6	2"	1.94	-	10
1-1/4"	10VBF10-SS	1-1/4" - 11 BSPP	316 stainless		3.54	89.9	2.19	55.6	2"	1.95	-	10
1-1/4"	10VOF10	1-5/8" - 12 ORB	steel		3.54	89.9	2.19	55.6	2"	1.92	-	10
1-1/2"	12VF12	1-1/2" - 11 1/2 NPTF	steel		3.27	83.1	2.74	69.6	2-1/2"	2.95	-	5
1-1/2"	12VF12-B	1-1/2" - 11 1/2 NPTF	brass		3.27	83.1	2.74	69.6	2-1/2"	2.95	-	5
1-1/2"	12VF12-SS	1-1/2" - 11 1/2 NPTF	316 stainless		3.27	83.1	2.74	69.6	2-1/2"	2.94	-	5
1-1/2"	12VBF12	1-1/2" - 11 BSPP	steel		3.27	83.1	2.74	69.6	2-1/2"	2.95	-	5
1-1/2"	12VBF12-B	1-1/2" - 11 BSPP	brass		3.27	83.1	2.74	69.6	2-1/2"	2.95	-	5
1-1/2"	12VBF12-SS	1-1/2" - 11 BSPP	316 stainless		3.27	83.1	2.74	69.6	2-1/2"	2.95	-	5
1-1/2"	12VOF12	1-7/8" - 12 ORB	steel		3.27	83.1	2.74	69.6	2-1/2"	3.01	-	5
2"	16VF16	2" - 11 1/2 NPTF	steel		3.92	99.6	3.83	97.3	3-1/2"	6.19	-	5
2"	16VF16-B	2" - 11 1/2 NPTF	brass		3.92	99.6	3.83	97.3	3-1/2"	6.19	-	5
2"	16VF16-SS	2" - 11 1/2 NPTF	316 stainless		3.92	99.6	3.83	97.3	3-1/2"	6.20	-	5
2"	16VBF16	2" - 11 BSPP	steel		3.92	99.6	3.83	97.3	3-1/2"	6.19	-	5
2"	16VBF16-B	2" - 11 BSPP	brass		3.92	99.6	3.83	97.3	3-1/2"	6.19	-	5
2"	16VBF16-SS	2" - 11 BSPP	316 stainless		3.92	99.6	3.83	97.3	3-1/2"	6.19	-	5

## V-Series Hydraulic Couplings



Body Size	V-Series Snap-Tite / Interchangeable Nipple (Female Threads)											
	Part Detail				Length		Maximum OD		Hex Inch	Weight Lb	Package Qty	
	Part Number	Threads	Material		Inch	mm	Inch	mm			Bag	Box
1-1/4"	V10F10	1-1/4" - 11 1/2 NPTF	steel		3.41	86.6	2.19	55.6	2"	0.52	-	10
1-1/4"	V10F10-B	1-1/4" - 11 1/2 NPTF	brass		3.41	86.6	2.19	55.6	2"	0.52	-	10
1-1/4"	V10F10-SS	1-1/4" - 11 1/2 NPTF	316 stainless		3.41	86.6	2.19	55.6	2"	0.50	-	10
1-1/4"	V10BF10	1-1/4" - 11 BSPP	steel		3.41	86.6	2.19	55.6	2"	0.52	-	10
1-1/4"	V10BF10-B	1-1/4" - 11 BSPP	brass		3.41	86.6	2.19	55.6	2"	0.52	-	10
1-1/4"	V10BF10-SS	1-1/4" - 11 BSPP	316 stainless		3.41	86.6	2.19	55.6	2"	0.51	-	10
1-1/4"	V10OF10	1-5/8" - 12 ORB	steel		3.41	86.6	2.19	55.6	2"	0.59	-	10
1-1/2"	V12F12	1-1/2" - 11 1/2 NPTF	steel		3.11	79.0	2.74	69.6	2-1/2"	2.13	-	5
1-1/2"	V12F12-B	1-1/2" - 11 1/2 NPTF	brass		3.11	79.0	2.74	69.6	2-1/2"	2.13	-	5
1-1/2"	V12F12-SS	1-1/2" - 11 1/2 NPTF	316 stainless		3.11	79.0	2.74	69.6	2-1/2"	2.12	-	5
1-1/2"	V12BF12	1-1/2" - 11 BSPP	steel		3.11	79.0	2.74	69.6	2-1/2"	2.13	-	5
1-1/2"	V12BF12-B	1-1/2" - 11 BSPP	brass		3.11	79.0	2.74	69.6	2-1/2"	2.14	-	5
1-1/2"	V12BF12-SS	1-1/2" - 11 BSPP	316 stainless		3.11	79.0	2.74	69.6	2-1/2"	2.14	-	5
1-1/2"	V12OF12	1-7/8" - 12 ORB	steel		3.11	79.0	2.74	69.6	2-1/2"	2.21	-	5
2"	V16F16	2" - 11 1/2 NPTF	steel		3.72	94.5	3.83	97.3	3-1/2"	4.75	-	5
2"	V16F16-B	2" - 11 1/2 NPTF	brass		3.72	94.5	3.83	97.3	3-1/2"	4.75	-	5
2"	V16F16-SS	2" - 11 1/2 NPTF	316 stainless		3.72	94.5	3.83	97.3	3-1/2"	4.76	-	5
2"	V16BF16	2" - 11 BSPP	steel		3.72	94.5	3.83	97.3	3-1/2"	4.75	-	5
2"	V16BF16-B	2" - 11 BSPP	brass		3.72	94.5	3.83	97.3	3-1/2"	4.75	-	5
2"	V16BF16-SS	2" - 11 BSPP	316 stainless		3.72	94.5	3.83	97.3	3-1/2"	4.73	-	5

## V-Series Hydraulic Couplings



Body Size	V-Series Snap-Tite / Interchangeable Coupler (Male Threads)											
	Part Detail				Length		Maximum OD		Hex Inch	Weight Lb	Package Qty	
	Part Number	Threads	Material		Inch	mm	Inch	mm			Bag	Box
1/4"	2VM1	1/8" - 27 NPTF	steel		2.12	53.8	0.99	25.1	7/8"	0.21	5	50
1/4"	2VM2	1/4" - 18 NPTF	steel		2.12	53.8	0.99	25.1	7/8"	0.23	5	50
1/4"	2VM2-B	1/4" - 18 NPTF	brass		2.12	53.8	0.99	25.1	7/8"	0.22	5	50
1/4"	2VM2-SS	1/4" - 18 NPTF	316 stainless		2.12	53.8	0.99	25.1	7/8"	0.23	5	50
3/8"	3VM3	3/8" - 18 NPTF	steel		2.32	58.9	1.18	30.0	1"	0.24	5	50
3/8"	3VM3-B	3/8" - 18 NPTF	brass		2.32	58.9	1.18	30.0	1"	0.24	5	50
3/8"	3VM3-SS	3/8" - 18 NPTF	316 stainless		2.32	58.9	1.18	30.0	1"	0.26	5	50
1/2"	4VM4	1/2" - 14 NPTF	steel		2.54	64.5	1.36	34.5	1-3/16"	0.48	5	25
1/2"	4VM4-B	1/2" - 14 NPTF	brass		2.54	64.5	1.36	34.5	1-3/16"	0.47	5	25
1/2"	4VM4-SS	1/2" - 14 NPTF	316 stainless		2.54	64.5	1.36	34.5	1-3/16"	0.47	5	25
3/4"	6VM6	3/4" - 14 NPTF	steel		3.07	78.0	1.67	42.4	1-1/2"	0.92	5	20
3/4"	6VM6-B	3/4" - 14 NPTF	brass		3.07	78.0	1.67	42.4	1-1/2"	0.91	5	20
3/4"	6VM6-SS	3/4" - 14 NPTF	316 stainless		3.07	78.0	1.67	42.4	1-1/2"	0.91	5	20
1"	8VM8	1" - 11 1/2 NPTF	steel		3.32	84.3	2.06	52.3	1-7/8"	1.35	-	10
1"	8VM8-B	1" - 11 1/2 NPTF	brass		3.32	84.3	2.06	52.3	1-7/8"	1.32	-	10
1"	8VM8-SS	1" - 11 1/2 NPTF	316 stainless		3.32	84.3	2.06	52.3	1-7/8"	1.38	-	10
1-1/4"	10VM10	1-1/4" - 11 1/2 NPTF	steel		3.59	91.2	2.19	55.6	2"	1.84	-	10
1-1/4"	10VM10-B	1-1/4" - 11 1/2 NPTF	brass		3.59	91.2	2.19	55.6	2"	1.78	-	10
1-1/4"	10VM10-SS	1-1/4" - 11 1/2 NPTF	316 stainless		3.59	91.2	2.19	55.6	2"	1.79	-	10
1-1/2"	12VM12	1-1/2" - 11 1/2 NPTF	steel		4.01	101.9	2.74	69.6	2-1/2"	2.98	-	5
1-1/2"	12VM12-B	1-1/2" - 11 1/2 NPTF	brass		4.01	101.9	2.74	69.6	2-1/2"	2.95	-	5
1-1/2"	12VM12-SS	1-1/2" - 11 1/2 NPTF	316 stainless		4.01	101.9	2.74	69.6	2-1/2"	2.95	-	5
2"	16VM16	2" - 11 1/2 NPTF	steel		4.54	115.3	3.83	97.3	3-1/2"	6.01	-	5
2"	16VM16-B	2" - 11 1/2 NPTF	brass		4.54	115.3	3.83	97.3	3-1/2"	6.00	-	5
2"	16VM16-SS	2" - 11 1/2 NPTF	316 stainless		4.54	115.3	3.83	97.3	3-1/2"	6.09	-	5

## V-Series Hydraulic Couplings



Body Size	-Series Snap-Tite / Interchange alved Nipple (Male Threads)											
	Part Detail				Length		Maximum OD		Hex Inch	Weight Lb	Package Qty	
	Part Number	Threads	Material		Inch	mm	Inch	mm			Bag	Box
1/4"	V2M1	1/8" - 27 NPTF	steel		2.06	52.3	0.97	24.6	7/8"	0.15	5	50
1/4"	V2M2	1/4" - 18 NPTF	steel		2.06	52.3	0.97	24.6	7/8"	0.16	5	50
1/4"	V2M2-B	1/4" - 18 NPTF	brass		2.06	52.3	0.97	24.6	7/8"	0.16	5	50
1/4"	V2M2-SS	1/4" - 18 NPTF	316 stainless		2.06	52.3	0.97	24.6	7/8"	0.16	5	50
3/8"	V3M3	3/8" - 18 NPTF	steel		2.25	57.2	1.10	27.9	1"	0.21	5	50
3/8"	V3M3-B	3/8" - 18 NPTF	brass		2.25	57.2	1.10	27.9	1"	0.21	5	50
3/8"	V3M3-SS	3/8" - 18 NPTF	316 stainless		2.25	57.2	1.10	27.9	1"	0.21	5	50
1/2"	V4M4	1/2" - 14 NPTF	steel		2.40	61.0	1.31	33.3	1-3/16"	0.31	5	25
1/2"	V4M4-B	1/2" - 14 NPTF	brass		2.40	61.0	1.31	33.3	1-3/16"	0.31	5	25
1/2"	V4M4-SS	1/2" - 14 NPTF	316 stainless		2.40	61.0	1.31	33.3	1-3/16"	0.33	5	25
3/4"	V6M6	3/4" - 14 NPTF	steel		2.91	73.9	1.65	41.9	1-1/2"	0.62	5	20
3/4"	V6M6-B	3/4" - 14 NPTF	brass		2.91	73.9	1.65	41.9	1-1/2"	0.62	5	20
3/4"	V6M6-SS	3/4" - 14 NPTF	316 stainless		2.91	73.9	1.65	41.9	1-1/2"	0.63	5	20
1"	V8M8	1" - 11 1/2 NPTF	steel		3.22	81.8	2.06	52.3	1-7/8"	1.09	-	10
1"	V8M8-B	1" - 11 1/2 NPTF	brass		3.22	81.8	2.06	52.3	1-7/8"	1.09	-	10
1"	V8M8-SS	1" - 11 1/2 NPTF	316 stainless		3.22	81.8	2.06	52.3	1-7/8"	1.15	-	10
1-1/4"	V10M10	1-1/4" - 11 1/2 NPTF	steel		3.46	87.9	2.19	55.6	2"	1.31	-	10
1-1/4"	V10M10-B	1-1/4" - 11 1/2 NPTF	brass		3.46	87.9	2.19	55.6	2"	1.31	-	10
1-1/4"	V10M10-SS	1-1/4" - 11 1/2 NPTF	316 stainless		3.46	87.9	2.19	55.6	2"	1.35	-	10
1-1/2"	V12M12	1-1/2" - 11 1/2 NPTF	steel		3.85	97.8	2.74	69.6	2-1/2"	2.27	-	5
1-1/2"	V12M12-B	1-1/2" - 11 1/2 NPTF	brass		3.85	97.8	2.74	69.6	2-1/2"	2.27	-	5
1-1/2"	V12M12-SS	1-1/2" - 11 1/2 NPTF	316 stainless		3.85	97.8	2.74	69.6	2-1/2"	2.35	-	5
2"	V16M16	2" - 11 1/2 NPTF	steel		4.34	110.2	3.83	97.3	3-1/2"	4.77	-	5
2"	V16M16-B	2" - 11 1/2 NPTF	brass		4.34	110.2	3.83	97.3	3-1/2"	4.77	-	5
2"	V16M16-SS	2" - 11 1/2 NPTF	316 stainless		4.34	110.2	3.83	97.3	3-1/2"	4.79	-	5

## V-Series Hydraulic Couplings



Body Size	-Series Snap-Tite / Interchange Valved Coupler (JIC Male Threads)											
	Part Detail				Length		Maximum OD		Hex Inch	Weight Lb	Package Qty	
	Part Number	Threads	Material		Inch	mm	Inch	mm			Bag	Box
1/4"	2VJM2	7/16" - 20 JIC	steel		2.12	53.8	0.99	25.1	7/8"	0.25	5	50
3/8"	3VJM3	9/16" - 18 JIC	steel		2.32	58.9	1.18	30.0	1"	0.30	5	50
1/2"	4VJM4	3/4" - 16 JIC	steel		2.54	64.5	1.36	34.5	1-3/16"	0.51	5	25
3/4"	6VJM6	1-1/16" - 12 JIC	steel		3.07	78.0	1.67	42.4	1-1/2"	0.98	5	20
1"	8VJM8	1-5/16" - 12 JIC	steel		3.32	84.3	2.06	52.3	1-7/8"	1.49	-	10
1-1/4"	10VJM10	1-5/8" - 12 JIC	steel		3.59	91.2	2.19	55.6	2"	1.98	-	10




Body Size	-Series Snap-Tite / Interchange Valved Nipple (JIC Male Threads)											
	Part Detail				Length		Maximum OD		Hex Inch	Weight Lb	Package Qty	
	Part Number	Threads	Material		Inch	mm	Inch	mm			Bag	Box
1/4"	V2JM2	7/16" - 20 JIC	steel		2.06	52.3	0.97	24.6	7/8"	0.18	5	50
3/8"	V3JM3	9/16" - 18 JIC	steel		2.25	57.2	1.1	27.9	1"	0.25	5	50
1/2"	V4JM4	3/4" - 16 JIC	steel		2.40	61.0	1.31	33.3	1-3/16"	0.38	5	25
3/4"	V6JM6	1-1/16" - 12 JIC	steel		2.91	73.9	1.65	41.9	1-1/2"	0.72	5	20
1"	V8JM8	1-5/16" - 12 JIC	steel		3.22	81.8	2.06	52.3	1-7/8"	1.36	-	10
1-1/4"	V10JM10	1-5/8" - 12 JIC	steel		3.46	87.9	2.19	55.6	2"	1.46	-	10

## V-Series Hydraulic Couplings



Body Size	-Series Snap-Tite /I Interchange Unvalved Coupler (Female Threads)											
	Part Detail				Length		Maximum OD		Hex Inch	Weight Lb	Package Qty	
	Part Number	Threads	Material		Inch	mm	Inch	mm			Bag	Box
1/4"	2VF2-E	1/4" - 18 NPTF	steel		1.36	34.5	0.99	25.1	7/8"	0.18	5	50
1/4"	2VF2-B-E	1/4" - 18 NPTF	brass		1.36	34.5	0.99	25.1	7/8"	0.18	5	50
1/4"	2VF2-SS-E	1/4" - 18 NPTF	316 stainless		1.36	34.5	0.99	25.1	7/8"	0.18	5	50
1/4"	2VBF2-E	1/4" - 19 BSPP	steel		1.36	34.5	0.99	25.1	7/8"	0.18	5	50
1/4"	2VBF2-B-E	1/4" - 19 BSPP	brass		1.36	34.5	0.99	25.1	7/8"	0.17	5	50
1/4"	2VBF2-SS-E	1/4" - 19 BSPP	316 stainless		1.36	34.5	0.99	25.1	7/8"	0.18	5	50
3/8"	3VF3-E	3/8" - 18 NPTF	steel		1.50	38.1	1.18	30.0	7/8"	0.28	5	50
3/8"	3VF3-B-E	3/8" - 18 NPTF	brass		1.50	38.1	1.18	30.0	7/8"	0.27	5	50
3/8"	3VF3-SS-E	3/8" - 18 NPTF	316 stainless		1.50	38.1	1.18	30.0	7/8"	0.29	5	50
3/8"	3VBF3-E	3/8" - 19 BSPP	steel		1.50	38.1	1.18	30.0	7/8"	0.27	5	50
3/8"	3VBF3-B-E	3/8" - 19 BSPP	brass		1.50	38.1	1.18	30.0	7/8"	0.26	5	50
3/8"	3VBF3-SS-E	3/8" - 19 BSPP	316 stainless		1.50	38.1	1.18	30.0	7/8"	0.29	5	50
1/2"	4VF4-E	1/2" - 14 NPTF	steel		1.64	41.7	1.37	34.8	1-3/16"	0.39	5	25
1/2"	4VF4-B-E	1/2" - 14 NPTF	brass		1.64	41.7	1.37	34.8	1-3/16"	0.39	5	25
1/2"	4VF4-SS-E	1/2" - 14 NPTF	316 stainless		1.64	41.7	1.37	34.8	1-3/16"	0.38	5	25
1/2"	4VBF4-E	1/2" - 14 BSPP	steel		1.64	41.7	1.37	34.8	1-3/16"	0.39	5	25
1/2"	4VBF4-B-E	1/2" - 14 BSPP	brass		1.64	41.7	1.37	34.8	1-3/16"	0.40	5	25
1/2"	4VBF4-SS-E	1/2" - 14 BSPP	316 stainless		1.64	41.7	1.37	34.8	1-3/16"	0.40	5	25
3/4"	6VF6-E	3/4" - 14 NPTF	steel		1.96	49.8	1.67	42.4	1-1/2"	0.64	5	20
3/4"	6VF6-B-E	3/4" - 14 NPTF	brass		1.96	49.8	1.67	42.4	1-1/2"	0.62	5	20
3/4"	6VF6-SS-E	3/4" - 14 NPTF	316 stainless		1.96	49.8	1.67	42.4	1-1/2"	0.61	5	20
3/4"	6VBF6-E	3/4" - 14 BSPP	steel		1.96	49.8	1.67	42.4	1-1/2"	0.64	5	20
3/4"	6VBF6-B-E	3/4" - 14 BSPP	brass		1.96	49.8	1.67	42.4	1-1/2"	0.63	5	20
3/4"	6VBF6-SS-E	3/4" - 14 BSPP	316 stainless		1.96	49.8	1.67	42.4	1-1/2"	0.64	5	20
1"	8VF8-E	1" - 11 1/2 NPTF	steel		2.10	53.3	1.99	50.5	1-13/16"	1.05	-	10
1"	8VF8-B-E	1" - 11 1/2 NPTF	brass		2.10	53.3	1.99	50.5	1-13/16"	1.02	-	10
1"	8VF8-SS-E	1" - 11 1/2 NPTF	316 stainless		2.10	53.3	1.99	50.5	1-13/16"	1.02	-	10
1"	8VBF8-E	1" - 11 BSPP	steel		2.10	53.3	1.99	50.5	1-13/16"	1.04	-	10
1"	8VBF8-B-E	1" - 11 BSPP	brass		2.10	53.3	1.99	50.5	1-13/16"	1.03	-	10
1"	8VBF8-SS-E	1" - 11 BSPP	316 stainless		2.10	53.3	1.99	50.5	1-13/16"	1.04	-	10
1-1/4"	10VF10-E	1-1/4" - 11 1/2 NPTF	steel		2.28	57.9	2.19	55.6	2"	1.08	-	10
1-1/4"	10VF10-B-E	1-1/4" - 11 1/2 NPTF	brass		2.28	57.9	2.19	55.6	2"	1.10	-	10
1-1/4"	10VF10-SS-E	1-1/4" - 11 1/2 NPTF	316 stainless		2.28	57.9	2.19	55.6	2"	1.10	-	10
1-1/4"	10VBF10-E	1-1/4" - 11 BSPP	steel		2.28	57.9	2.19	55.6	2"	1.10	-	10
1-1/4"	10VBF10-B-E	1-1/4" - 11 BSPP	brass		2.28	57.9	2.19	55.6	2"	1.09	-	10
1-1/4"	10VBF10-SS-E	1-1/4" - 11 BSPP	316 stainless		2.28	57.9	2.19	55.6	2"	1.10	-	10
1-1/2"	12VF12-E	1-1/2" - 11 1/2 NPTF	steel		2.57	65.3	2.74	69.6	2-1/2"	1.78	-	5
1-1/2"	12VF12-B-E	1-1/2" - 11 1/2 NPTF	brass		2.57	65.3	2.74	69.6	2-1/2"	1.78	-	5
1-1/2"	12VF12-SS-E	1-1/2" - 11 1/2 NPTF	316 stainless		2.57	65.3	2.74	69.6	2-1/2"	1.78	-	5
2"	16VF16-E	2" - 11 1/2 NPTF	steel		2.48	63.0	3.56	90.4	3-1/4"	3.12	-	5
2"	16VF16-B-E	2" - 11 1/2 NPTF	brass		2.48	63.0	3.56	90.4	3-1/4"	3.13	-	5
2"	16VF16-SS-E	2" - 11 1/2 NPTF	316 stainless		2.48	63.0	3.56	90.4	3-1/4"	3.13	-	5

## V-Series Hydraulic Couplings



Body Size	-Series Snap-Tite /I Interchange Unvalved Nipple (Female Threads)											
	Part Detail				Length		Maximum OD		Hex Inch	Weight Lb	Package Qty	
	Part Number	Threads	Material		Inch	mm	Inch	mm			Bag	Box
1/4"	V2F2-E	1/4" - 18 NPTF	steel		1.27	32.3	0.69	17.5	5/8"	0.05	5	50
1/4"	V2F2-B-E	1/4" - 18 NPTF	brass		1.27	32.3	0.69	17.5	5/8"	0.06	5	50
1/4"	V2F2-SS-E	1/4" - 18 NPTF	316 stainless		1.27	32.3	0.69	17.5	5/8"	0.06	5	50
1/4"	V2BF2-E	1/4" - 19 BSPP	steel		1.27	32.3	0.69	17.5	5/8"	0.06	5	50
1/4"	V2BF2-B-E	1/4" - 19 BSPP	brass		1.27	32.3	0.69	17.5	5/8"	0.06	5	50
1/4"	V2BF2-SS-E	1/4" - 19 BSPP	316 stainless		1.27	32.3	0.69	17.5	5/8"	0.05	5	50
3/8"	V3F3-E	3/8" - 18 NPTF	steel		1.41	35.8	0.90	22.9	13/16"	0.08	5	50
3/8"	V3F3-B-E	3/8" - 18 NPTF	brass		1.41	35.8	0.90	22.9	13/16"	0.08	5	50
3/8"	V3F3-SS-E	3/8" - 18 NPTF	316 stainless		1.41	35.8	0.90	22.9	13/16"	0.08	5	50
3/8"	V3BF3-E	3/8" - 19 BSPP	steel		1.41	35.8	0.90	22.9	13/16"	0.07	5	50
3/8"	V3BF3-B-E	3/8" - 19 BSPP	brass		1.41	35.8	0.90	22.9	13/16"	0.08	5	50
3/8"	V3BF3-SS-E	3/8" - 19 BSPP	316 stainless		1.41	35.8	0.90	22.9	13/16"	0.07	5	50
1/2"	V4F4-E	1/2" - 14 NPTF	steel		1.72	43.7	1.10	27.9	1"	0.18	5	25
1/2"	V4F4-B-E	1/2" - 14 NPTF	brass		1.72	43.7	1.10	27.9	1"	0.18	5	25
1/2"	V4F4-SS-E	1/2" - 14 NPTF	316 stainless		1.72	43.7	1.10	27.9	1"	0.18	5	25
1/2"	V4BF4-E	1/2" - 14 BSPP	steel		1.72	43.7	1.10	27.9	1"	0.17	5	25
1/2"	V4BF4-B-E	1/2" - 14 BSPP	brass		1.72	43.7	1.10	27.9	1"	0.17	5	25
1/2"	V4BF4-SS-E	1/2" - 14 BSPP	316 stainless		1.72	43.7	1.10	27.9	1"	0.16	5	25
3/4"	V6F6-E	3/4" - 14 NPTF	steel		1.86	47.2	1.31	33.3	1-3/16"	0.22	5	20
3/4"	V6F6-B-E	3/4" - 14 NPTF	brass		1.86	47.2	1.31	33.3	1-3/16"	0.22	5	20
3/4"	V6F6-SS-E	3/4" - 14 NPTF	316 stainless		1.86	47.2	1.31	33.3	1-3/16"	0.22	5	20
3/4"	V6BF6-E	3/4" - 14 BSPP	steel		1.86	47.2	1.31	33.3	1-3/16"	0.23	5	20
3/4"	V6BF6-B-E	3/4" - 14 BSPP	brass		1.86	47.2	1.31	33.3	1-3/16"	0.22	5	20
3/4"	V6BF6-SS-E	3/4" - 14 BSPP	316 stainless		1.86	47.2	1.31	33.3	1-3/16"	0.22	5	20
1"	V8F8-E	1" - 11 1/2 NPTF	steel		2.08	52.8	1.65	41.9	1-1/2"	0.38	-	10
1"	V8F8-B-E	1" - 11 1/2 NPTF	brass		2.08	52.8	1.65	41.9	1-1/2"	0.38	-	10
1"	V8F8-SS-E	1" - 11 1/2 NPTF	316 stainless		2.08	52.8	1.65	41.9	1-1/2"	0.38	-	10
1"	V8BF8-E	1" - 11 BSPP	steel		2.08	52.8	1.65	41.9	1-1/2"	0.38	-	10
1"	V8BF8-B-E	1" - 11 BSPP	brass		2.08	52.8	1.65	41.9	1-1/2"	0.38	-	10
1"	V8BF8-SS-E	1" - 11 BSPP	316 stainless		2.08	52.8	1.65	41.9	1-1/2"	0.38	-	10
1-1/4"	V10F10-E	1-1/4" - 11 1/2 NPTF	steel		2.22	56.4	2.06	52.3	1-7/8"	0.57	-	10
1-1/4"	V10F10-B-E	1-1/4" - 11 1/2 NPTF	brass		2.22	56.4	2.06	52.3	1-7/8"	0.56	-	10
1-1/4"	V10F10-SS-E	1-1/4" - 11 1/2 NPTF	316 stainless		2.22	56.4	2.06	52.3	1-7/8"	0.56	-	10
1-1/4"	V10BF10-E	1-1/4" - 11 BSPP	steel		2.22	56.4	2.06	52.3	1-7/8"	0.57	-	10
1-1/4"	V10BF10-B-E	1-1/4" - 11 BSPP	brass		2.22	56.4	2.06	52.3	1-7/8"	0.55	-	10
1-1/4"	V10BF10-SS-E	1-1/4" - 11 BSPP	316 stainless		2.22	56.4	2.06	52.3	1-7/8"	0.55	-	10
1-1/2"	V12F12-E	1-1/2" - 11 1/2 NPTF	steel		2.44	62.0	2.33	59.2	2-1/8"	0.84	-	5
1-1/2"	V12F12-B-E	1-1/2" - 11 1/2 NPTF	brass		2.44	62.0	2.33	59.2	2-1/8"	0.84	-	5
1-1/2"	V12F12-SS-E	1-1/2" - 11 1/2 NPTF	316 stainless		2.44	62.0	2.33	59.2	2-1/8"	0.83	-	5
2"	V16F16-E	2" - 11 1/2 NPTF	steel		2.60	66.0	3.01	76.5	2-3/4"	1.34	-	5
2"	V16F16-B-E	2" - 11 1/2 NPTF	brass		2.60	66.0	3.01	76.5	2-3/4"	1.34	-	5
2"	V16F16-SS-E	2" - 11 1/2 NPTF	316 stainless		2.60	66.0	3.01	76.5	2-3/4"	1.35	-	5

## V-Series Hydraulic Couplings



Body Size	-Series Snap-Tite / Interchange Unvalved Coupler (Male Threads)											
	Part Detail				Length		Maximum OD		Hex Inch	Weight Lb	Package Qty	
	Part Number	Threads	Material		Inch	mm	Inch	mm			Bag	Box
1/4"	2VM2-E	1/4" - 18 NPTF	steel		1.82	46.2	0.99	25.1	5/8"	0.19	5	50
1/4"	2VM2-B-E	1/4" - 18 NPTF	brass		1.82	46.2	0.99	25.1	5/8"	0.19	5	50
1/4"	2VM2-SS-E	1/4" - 18 NPTF	316 stainless		1.82	46.2	0.99	25.1	5/8"	0.19	5	50
3/8"	3VM3-E	3/8" - 18 NPTF	steel		1.76	44.7	1.18	30.0	13-16"	0.28	5	50
3/8"	3VM3-B-E	3/8" - 18 NPTF	brass		1.76	44.7	1.18	30.0	13/16"	0.28	5	50
3/8"	3VM3-SS-E	3/8" - 18 NPTF	316 stainless		1.76	44.7	1.18	30.0	13/16"	0.29	5	50
1/2"	4VM4-E	1/2" - 14 NPTF	steel		2.03	51.6	1.37	34.8	1"	0.38	5	25
1/2"	4VM4-B-E	1/2" - 14 NPTF	brass		2.03	51.6	1.37	34.8	1"	0.36	5	25
1/2"	4VM4-SS-E	1/2" - 14 NPTF	316 stainless		2.03	51.6	1.37	34.8	1"	0.38	5	25
3/4"	6VM6-E	3/4" - 14 NPTF	steel		2.29	58.2	1.67	42.4	1-3/16"	0.62	5	20
3/4"	6VM6-B-E	3/4" - 14 NPTF	brass		2.29	58.2	1.67	42.4	1-3/16"	0.62	5	20
3/4"	6VM6-SS-E	3/4" - 14 NPTF	316 stainless		2.29	58.2	1.67	42.4	1-3/16"	0.60	5	20
1"	8VM8-E	1" - 11 1/2 NPTF	steel		2.39	60.7	1.99	50.5	1-1/2"	0.88	-	10
1"	8VM8-B-E	1" - 11 1/2 NPTF	brass		2.39	60.7	1.99	50.5	1-1/2"	0.90	-	10
1"	8VM8-SS-E	1" - 11 1/2 NPTF	316 stainless		2.39	60.7	1.99	50.5	1-1/2"	0.89	-	10
1-1/4"	10VM10-E	1-1/4" - 11 1/2 NPTF	steel		2.78	70.6	2.19	55.6	1-7/8"	1.20	-	10
1-1/4"	10VM10-SS-E	1-1/4" - 11 1/2 NPTF	316 stainless		2.78	70.6	2.19	55.6	1-7/8"	1.20	-	10
1-1/2"	12VM12-E	1-1/2" - 11 1/2 NPTF	steel		3.08	78.2	2.74	69.6	2-1/8"	2.08	-	5
1-1/2"	12VM12-SS-E	1-1/2" - 11 1/2 NPTF	316 stainless		3.08	78.2	2.74	69.6	2-1/8"	2.08	-	5
2"	16VM16-E	2" - 11 1/2 NPTF	steel		3.10	78.7	3.56	90.4	2-1/2"	3.73	-	5
2"	16VM16-SS-E	2" - 11 1/2 NPTF	316 stainless		3.10	78.7	3.56	90.4	2-1/2"	3.73	-	5

## V-Series Hydraulic Couplings



Body Size	-Series Snap-Tite / Interchange Unvalved Nipple (Male Threads)											
	Part Detail				Length		Maximum OD		Hex Inch	Weight Lb	Package Qty	
	Part Number	Threads	Material		Inch	mm	Inch	mm			Bag	Box
1/4"	V2M2-E	1/4" - 18 NPTF	steel		1.52	38.6	0.69	17.5	5/8"	0.16	5	50
1/4"	V2M2-B-E	1/4" - 18 NPTF	brass		1.52	38.6	0.69	17.5	5/8"	0.16	5	50
1/4"	V2M2-SS-E	1/4" - 18 NPTF	316 stainless		1.52	38.6	0.69	17.5	5/8"	0.16	5	50
3/8"	V3M3-E	3/8" - 18 NPTF	steel		1.72	43.7	0.90	22.9	13-16"	0.11	5	50
3/8"	V3M3-B-E	3/8" - 18 NPTF	brass		1.72	43.7	0.90	22.9	13/16"	0.11	5	50
3/8"	V3M3-SS-E	3/8" - 18 NPTF	316 stainless		1.72	43.7	0.90	22.9	13/16"	0.11	5	50
1/2"	V4M4-E	1/2" - 14 NPTF	steel		1.80	45.7	1.10	27.9	1"	0.15	5	25
1/2"	V4M4-B-E	1/2" - 14 NPTF	brass		1.80	45.7	1.10	27.9	1"	0.15	5	25
1/2"	V4M4-SS-E	1/2" - 14 NPTF	316 stainless		1.80	45.7	1.10	27.9	1"	0.15	5	25
3/4"	V6M6-E	3/4" - 14 NPTF	steel		2.19	55.6	1.31	33.3	1-3/16"	0.30	5	20
3/4"	V6M6-B-E	3/4" - 14 NPTF	brass		2.19	55.6	1.31	33.3	1-3/16"	0.28	5	20
3/4"	V6M6-SS-E	3/4" - 14 NPTF	316 stainless		2.19	55.6	1.31	33.3	1-3/16"	0.28	5	20
1"	V8M8-E	1" - 11 1/2 NPTF	steel		2.31	58.7	1.65	41.9	1-1/2"	0.40	-	10
1"	V8M8-B-E	1" - 11 1/2 NPTF	brass		2.31	58.7	1.65	41.9	1-1/2"	0.40	-	10
1"	V8M8-SS-E	1" - 11 1/2 NPTF	316 stainless		2.31	58.7	1.65	41.9	1-1/2"	0.40	-	10
1-1/4"	V10M10-E	1-1/4" - 11 1/2 NPTF	steel		2.14	54.4	2.06	52.3	1-7/8"	0.83	-	10
1-1/4"	V10M10-SS-E	1-1/4" - 11 1/2 NPTF	316 stainless		2.14	54.4	2.06	52.3	1-7/8"	0.83	-	10
1-1/2"	V12M12-E	1-1/2" - 11 1/2 NPTF	steel		2.34	59.4	2.33	59.2	2-1/8"	1.08	-	5
1-1/2"	V12M12-SS-E	1-1/2" - 11 1/2 NPTF	316 stainless		2.34	59.4	2.33	59.2	2-1/8"	1.07	-	5
2"	V16M16-E	2" - 11 1/2 NPTF	steel		3.06	77.7	2.74	69.6	2-1/2"	1.44	-	5
2"	V16M16-SS-E	2" - 11 1/2 NPTF	316 stainless		3.06	77.7	2.74	69.6	2-1/2"	1.44	-	5



Body Size	-Series Dust Caps and Dust Plugs					
	Part Detail				Package Qty	
	Coupler Dust Plug	Nipple Dust Cap	Material		Bag	Box
1/4"	1HDP	V2DC	Nitrile		10	50
3/8"	3VDP-V3DC	combo dust cap/plug	Nitrile		10	50
1/2"	3KDP-K3DC	combo dust cap/plug	Nitrile		10	50
3/4"	6VDP-V6DC	combo dust cap/plug	Nitrile		5	25
1"	8VDP-V8DC	combo dust cap/plug	Nitrile		5	25

## V-Series Hydraulic Couplings



Body Size	-Series C upler Rigid Dust Plug						
	Part Detail			Weight Lb	Package Qty		
	Part Number	Lanyard	Body		Bag	Box	
1/4"	2VDP-A	steel cable	aluminum	0.02	5	50	
3/8"	3VDP-A	steel cable	aluminum	0.02	5	50	
1/2"	4VDP-A	steel cable	aluminum	0.03	5	25	
3/4"	6VDP-A	steel cable	aluminum	0.09	5	20	
1"	8VDP-A	steel cable	aluminum	0.14	-	10	
1-1/4"	10VDP-A	steel cable	aluminum	0.29	-	10	
1-1/2"	12VDP-A	steel cable	aluminum	0.31	-	10	
2"	16VDP-A	steel cable	aluminum	0.49	-	10	



Body Size	-Series Nipple Rigid Dust Cap						
	Part Detail			Weight Lb	Package Qty		
	Part Number	Lanyard	Body		Bag	Box	
1/4"	V2DC-A	steel cable	aluminum	0.03	5	50	
3/8"	V3DC-A	steel cable	aluminum	0.07	5	50	
1/2"	V4DC-A	steel cable	aluminum	0.13	5	25	
3/4"	V6DC-A	steel cable	aluminum	0.19	5	20	
1"	V8DC-A	steel cable	aluminum	0.26	-	10	
1-1/4"	V10DC-A	steel cable	aluminum	0.25	-	10	
1-1/2"	V12DC-A	steel cable	aluminum	0.37	-	10	
2"	V16DC-A	steel cable	aluminum	0.52	-	10	

## V-Series Hydraulic Couplings

Body Size	-Series Snap-Tite / Interchange Coupler Seal Kits						
	Part Detail				Seal Kit Contents	Package Qty	
	Part Number	Coupler Style	Seal Material			Bag	Box
1/4"	2V-SKIT	all	Nitrile		Body/adapter O-rings and PTFE back-up	25	200
1/4"	F-2V-SKIT	all	FKM		Body/adapter O-rings and PTFE back-up	25	200
1/4"	P-2V-SKIT	all	EPDM		Body/adapter O-rings and PTFE back-up	25	200
3/8"	3V-SKIT	all	Nitrile		Body/adapter O-rings and PTFE back-up	25	200
3/8"	F-3V-SKIT	all	FKM		Body/adapter O-rings and PTFE back-up	25	200
3/8"	P-3V-SKIT	all	EPDM		Body/adapter O-rings and PTFE back-up	25	200
1/2"	4V-SKIT	all	Nitrile		Body/adapter O-rings and PTFE back-up	25	200
1/2"	F-4V-SKIT	all	FKM		Body/adapter O-rings and PTFE back-up	25	200
1/2"	P-4V-SKIT	all	EPDM		Body/adapter O-rings and PTFE back-up	25	200
3/4"	6V-SKIT	all	Nitrile		Body/adapter O-rings and PTFE back-up	25	200
3/4"	F-6V-SKIT	all	FKM		Body/adapter O-rings and PTFE back-up	25	200
3/4"	P-6V-SKIT	all	EPDM		Body/adapter O-rings and PTFE back-up	25	200
1"	8V-SKIT	all	Nitrile		Body/adapter O-rings and PTFE back-up	25	200
1"	F-8V-SKIT	all	FKM		Body/adapter O-rings and PTFE back-up	25	200
1"	P-8V-SKIT	all	EPDM		Body/adapter O-rings and PTFE back-up	25	200
1-1/4"	10V-SKIT	all	Nitrile		Body/adapter/valve O-rings and back-up	10	50
1-1/4"	F-10V-SKIT	all	FKM		Body/adapter/valve O-rings and back-up	10	50
1-1/4"	P-10V-SKIT	all	EPDM		Body/adapter/valve O-rings and back-up	10	50
1-1/2"	12V-SKIT	all	Nitrile		Body/adapter/valve O-rings and back-up	10	50
1-1/2"	F-12V-SKIT	all	FKM		Body/adapter/valve O-rings and back-up	10	50
1-1/2"	P-12V-SKIT	all	EPDM		Body/adapter/valve O-rings and back-up	10	50
2"	16V-SKIT	all	Nitrile		Body/adapter/valve O-rings and back-up	10	50
2"	F-16V-SKIT	all	FKM		Body/adapter/valve O-rings and back-up	10	50
2"	P-16V-SKIT	all	EPDM		Body/adapter/valve O-rings and back-up	10	50

## V-Series Hydraulic Couplings

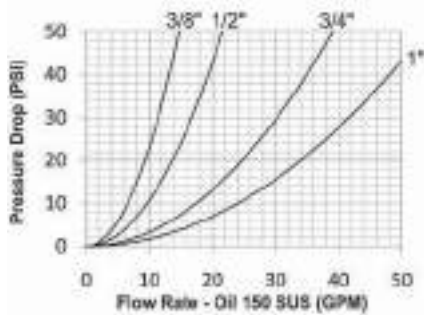
Body Size	-Series Snap-Tite / Interchange Coupler Repair Kits						
	Part Detail				Repair Kit Contents (for one coupler)	Package Qty	
	Part Number	Coupler Material	Seal Material			Bag	Box
1/4"	2V-RKIT	steel	Nitrile		Steel valve assembly and adapter O-ring	1	25
1/4"	2V-BRKIT	brass	Nitrile		Brass valve assembly and adapter O-ring	1	25
1/4"	2V-SSRKIT	316 stainless	Nitrile		316 SS valve assembly and adapter O-ring	1	25
3/8"	3V-RKIT	steel	Nitrile		Steel valve assembly and adapter O-ring	1	25
3/8"	3V-BRKIT	brass	Nitrile		Brass valve assembly and adapter O-ring	1	25
3/8"	3V-SSRKIT	316 stainless	Nitrile		316 SS valve assembly and adapter O-ring	1	25
1/2"	4V-RKIT	steel	Nitrile		Steel valve assembly and adapter O-ring	1	25
1/2"	4V-BRKIT	brass	Nitrile		Brass valve assembly and adapter O-ring	1	25
1/2"	4V-SSRKIT	316 stainless	Nitrile		316 SS valve assembly and adapter O-ring	1	25
3/4"	6V-RKIT	steel	Nitrile		Steel valve assembly and adapter O-ring	1	25
3/4"	6V-BRKIT	brass	Nitrile		Brass valve assembly and adapter O-ring	1	25
3/4"	6V-SSRKIT	316 stainless	Nitrile		316 SS valve assembly and adapter O-ring	1	25
1"	8V-RKIT	steel	Nitrile		Steel valve assembly and adapter O-ring	1	25
1"	8V-BRKIT	brass	Nitrile		Brass valve assembly and adapter O-ring	1	25
1"	8V-SSRKIT	316 stainless	Nitrile		316 SS valve assembly and adapter O-ring	1	25
1-1/4"	140030-10	steel	Nitrile		Steel valve assembly and adapter O-ring	1	25
1-1/4"	140032-10	316 stainless	Nitrile		316 SS valve assembly and adapter O-ring	1	25
1-1/2"	140030-12	steel	Nitrile		Steel valve assembly and adapter O-ring	1	25
1-1/2"	140032-12	316 stainless	Nitrile		316 SS valve assembly and adapter O-ring	1	25
2"	140030-16	steel	Nitrile		Steel valve assembly and adapter O-ring	1	25
2"	140032-16	316 stainless	Nitrile		316 SS valve assembly and adapter O-ring	1	25

Body Size	-Series Snap-Tite / Interchange Nipple Repair Kits						
	Part Detail				Repair Kit Contents (for one nipple)	Package Qty	
	Part Number	Coupler Material	Seal Material			Bag	Box
1/4"	V2-RKIT	steel	Nitrile		Steel valve assembly and adapter O-ring	1	25
1/4"	V2-BRKIT	brass	Nitrile		Brass valve assembly and adapter O-ring	1	25
1/4"	V2-SSRKIT	316 stainless	Nitrile		316 SS valve assembly and adapter O-ring	1	25
3/8"	V3-RKIT	steel	Nitrile		Steel valve assembly and adapter O-ring	1	25
3/8"	V3-BRKIT	brass	Nitrile		Brass valve assembly and adapter O-ring	1	25
3/8"	V3-SSRKIT	316 stainless	Nitrile		316 SS valve assembly and adapter O-ring	1	25
1/2"	V4-RKIT	steel	Nitrile		Steel valve assembly and adapter O-ring	1	25
1/2"	V4-BRKIT	brass	Nitrile		Brass valve assembly and adapter O-ring	1	25
1/2"	V4-SSRKIT	316 stainless	Nitrile		316 SS valve assembly and adapter O-ring	1	25
3/4"	V6-RKIT	steel	Nitrile		Steel valve assembly and adapter O-ring	1	25
3/4"	V6-BRKIT	brass	Nitrile		Brass valve assembly and adapter O-ring	1	25
3/4"	V6-SSRKIT	316 stainless	Nitrile		316 SS valve assembly and adapter O-ring	1	25
1"	V8-RKIT	steel	Nitrile		Steel valve assembly and adapter O-ring	1	25
1"	V8-BRKIT	brass	Nitrile		Brass valve assembly and adapter O-ring	1	25
1"	V8-SSRKIT	316 stainless	Nitrile		316 SS valve assembly and adapter O-ring	1	25
1-1/4"	140030-10	steel	Nitrile		Steel valve assembly and adapter O-ring	1	25
1-1/4"	140032-10	316 stainless	Nitrile		316 SS valve assembly and adapter O-ring	1	25
1-1/2"	140030-12	steel	Nitrile		Steel valve assembly and adapter O-ring	1	25
1-1/2"	140032-12	316 stainless	Nitrile		316 SS valve assembly and adapter O-ring	1	25
2"	140030-16	steel	Nitrile		Steel valve assembly and adapter O-ring	1	25
2"	140032-16	316 stainless	Nitrile		316 SS valve assembly and adapter O-ring	1	25

# TR-Series Hydraulic Couplings

## Interchange Data:

- TEMA European Interchange
- TEMA 3800, 5000, 7500, 10000 Series
- CEJN Series 525



## Materials:

- Machined components are manufactured using solid steel bar stock.
- Stainless steel balls, retaining rings, and springs maximize corrosion resistance and extend service life.
- Steel componentry is plated using ROHS Compliant Trivalent Chrome.
- Steel coupler sleeves are hardened to resist deformation and maximize service life.
- Steel nipples are hardened to provide heavy duty performance.

## Seal Components:

- Nitrile (Buna-N) seals are standard, providing a temperature range of -40°F to +250°F (-40°C to +121°C).
- Couplers have a redundant O-ring sealing system (dual O-rings with inner PTFE back-up ring).
- Valve seals are crimped in place to maintain integrity during excessive flow conditions and pressurized connection

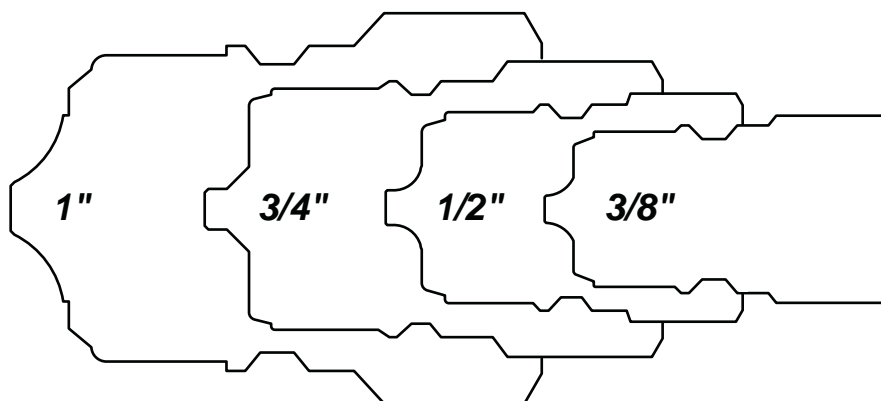
## Rated Pressure Chart:

Body Size	R-Series TEMA European Interchange (Connected)			
	Steel Coupler/Plug			
	Maximum Working		Burst	
	PSI	Bar	PSI	Bar
3/8"	5,000	345	20,000	1,400
1/2"	4,000	275	16,500	1,100
3/4"	4,000	275	15,400	1,000
1"	3,200	220	12,800	900

## Technical Specifications:

Body Size	Interchange Standards				Functional Parameters				
	U.S. Military	U.S. Government	International Standards	ANSI/NFPA Standards	Locking Ball Quantity	Air Inclusion	Fluid Loss	Vacuum Inch HG	Flow $\Delta P = 22 \text{ PSI}$
3/8"	-	-	-	-	9	2.8cc	1.9cc	28	10 GPM
1/2"	-	-	-	-	9	3.9cc	3.1cc	28	15 GPM
3/4"	-	-	-	-	9	10.5cc	10.1cc	28	26 GPM
1"	-	-	-	-	9	14.7cc	14.2cc	28	36 GPM

## TR Interchange Profiles



## TR-Series Hydraulic Couplings



Body Size	TR-Series T MA ur pean Interchange Coupler (Female Threads)											
	Part Detail				Length		Maximum OD		Hex mm	Weight Lb	Package Qty	
	Part Number	Threads	Material		Inch	mm	Inch	mm			Bag	Box
3/8"	3TRF3	3/8" - 18 NPTF	steel		2.52	64.0	1.38	35.0	30	0.51	10	50
3/8"	3TRBF3	3/8" - 19 BSPP	steel		2.52	64.0	1.38	35.0	30	0.51	10	50
1/2"	4TRF4	1/2" - 14 NPTF	steel		2.62	66.5	1.57	40.0	36	0.80	5	25
1/2"	4TRBF4	1/2" - 14 BSPP	steel		2.62	66.5	1.57	40.0	36	0.80	5	25
3/4"	6TRF6	3/4" - 14 NPTF	steel		3.35	85.0	2.05	52.0	41	1.40	-	10
3/4"	6TRBF6	3/4" - 14 BSPP	steel		3.35	85.0	2.05	52.0	41	1.40	-	10
1"	8TRF8	1" - 11 1/2 NPTF	steel		3.90	99.0	2.56	65.0	55	1.95	-	10
1"	8TRBF8	1" - 11 BSPP	steel		3.90	99.0	2.56	65.0	55	1.95	-	10



Body Size	TR-Series T MA ur pean Interchange Nipple (Female Threads)											
	Part Detail				Length		Maximum OD		Hex mm	Weight Lb	Package Qty	
	Part Number	Threads	Material		Inch	mm	Inch	mm			Bag	Box
3/8"	TR3F3	3/8" - 18 NPTF	steel		1.59	40.5	1.00	25.4	22	0.16	10	50
3/8"	TR3BF3	3/8" - 19 BSPP	steel		1.59	40.5	1.00	25.4	22	0.16	10	50
1/2"	TR4F4	1/2" - 14 NPTF	steel		1.63	41.5	1.23	31.1	27	0.26	5	25
1/2"	TR4BF4	1/2" - 14 BSPP	steel		1.63	41.5	1.23	31.1	27	0.26	5	25
3/4"	TR6F6	3/4" - 14 NPTF	steel		2.20	56.0	1.63	41.5	36	0.46	-	10
3/4"	TR6BF6	3/4" - 14 BSPP	steel		2.20	56.0	1.63	41.5	36	0.46	-	10
1"	TR8F8	1" - 11 1/2 NPTF	steel		2.48	63.0	2.09	53.0	46	0.80	-	10
1"	TR8BF8	1" - 11 BSPP	steel		2.48	63.0	2.09	53.0	46	0.80	-	10

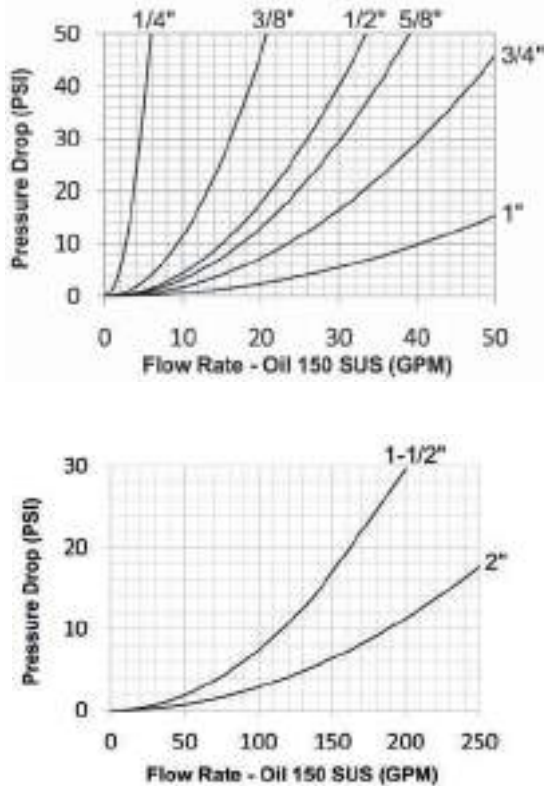
Body Size	TR-Series T MA ur pean Coupler Seal Kits						
	Part Detail				Seal Kit Contents	Package Qty	
	Part Number	Coupler Style	Seal Material			Bag	Box
3/8"	3TR-SKIT	all	Nitrile		Two O-Rings and One PTFE Back-Up Ring	25	200
1/2"	4TR-SKIT	all	Nitrile		Two O-Rings and One PTFE Back-Up Ring	25	200
3/4"	6TR-SKIT	all	Nitrile		Two O-Rings and One PTFE Back-Up Ring	25	200
1"	8TR-SKIT	all	Nitrile		Two O-Rings and One PTFE Back-Up Ring	25	200

Please contact Dixon™ for dust caps and dust plugs

# HT-Series Hydraulic Couplings

## Interchange Data:

- Interchangeable to ISO16028
- Parker FEM-Series, Snap-Tite 74-Series, Hansen FF, Aeroquip/Eaton FD89, Stucchi FIRG/Series 'A', Faster FFN/FFI/2FFN/2FFI, Safeway FF49-Series



## Materials:

- Machined components are manufactured using solid steel or 316 stainless steel bar stock.
- Stainless steel balls, retaining rings, and springs maximize corrosion resistance and extend service life.
- Steel componentry is plated using ROHS Compliant Zinc Nickel for superior corrosion resistance.
- Steel coupler sleeves are hardened to resist deformation and maximize service life.
- Steel nipples are hardened to provide resistance to brinelling during impulse service.

## Seal Components:

- 3/8", 1/2", and 3/4" nipples have molded Polyurethane valve seals, with a temperature range of -65°F to +212°F (-54°C to +100°C).
- 1/4", 5/8" and 1" to 2" nipples have Nitrile-energized PTFE valve seals, with a temperature range of -40°F to +250°F (-40°C to +121°C).
- Couplers have a polyurethane valve stem O-ring, with a temperature range of -65°F to +212°F (-54°C to +100°C).
- Ancillary coupler and nipple seals are Nitrile (Buna-N), temperature range of -40°F to +250°F (-40°C to +121°C).
- PTFE or TPC-ET Anti-Extrusion ring protects main coupling valve seal from dynamic impulse pressure damage.

## Rated Pressure Chart:

Body Size	T-Series ISO16028 Flush ace															
	Steel Coupler/Plug Coupled				3 SS Coupler/Plug Coupled				Steel Coupler Uncoupled				Steel Plug Uncoupled			
	Max. Working		Burst		Max. Working		Burst		Max. Working		Burst		Max. Working		Burst	
	PSI	Bar	PSI	Bar	PSI	Bar	PSI	Bar	PSI	Bar	PSI	Bar	PSI	Bar	PSI	Bar
1/4"	5000	345	20,000	1,379	-	-	-	-	5000	345	20,000	1,379	5000	345	20,000	1,379
3/8"	5000	345	20,000	1,379	3500	241	17,500	1,207	5000	345	20,000	1,379	5000	345	20,000	1,379
1/2"	5000	345	20,000	1,379	3400	234	17,000	1,172	5000	345	20,000	1,379	5000	345	20,000	1,379
5/8"	5000	345	20,000	1,379	2920	201	14,600	1,007	5000	345	20,000	1,379	5000	345	20,000	1,379
3/4"	5000	345	20,000	1,379	2920	201	14,600	1,007	5000	345	20,000	1,379	5000	345	20,000	1,379
1"	5000	345	20,000	1,379	2920	201	14,600	1,007	5000	345	20,000	1,379	5000	345	20,000	1,379
1-1/2"	3000	207	12,000	828	-	-	-	-	3000	207	12,000	828	3000	207	12,000	828
2"	3000	207	12,000	828	-	-	-	-	3000	207	12,000	828	3000	207	12,000	828

## Technical Specifications:

Body Size	Interchange Standards				Functional Parameters					
	U.S. Military	U.S. Government	International Standards	ANSI/NFPA Standards	Locking Ball Quantity	Air Inclusion	Fluid Loss	Vacuum Inch HG	Flow $\Delta P = 15 \text{ PSI}$	
1/4"	-	-	ISO16028	-	12	n/a	0.010cc	N/R	3.2 GPM	
3/8"	-	-	ISO16028	T3.20.15	12	n/a	0.010cc	N/R	11 GPM	
1/2"	-	-	ISO16028	-	12	n/a	0.010cc	N/R	18 GPM	
5/8"	-	-	ISO16028	-	12	n/a	0.020cc	N/R	21 GPM	
3/4"	-	-	ISO16028	-	12	n/a	0.030cc	N/R	28 GPM	
1"	-	-	ISO16028	-	12	n/a	0.030cc	N/R	50 GPM	
1-1/2"	-	-	-	-	18	n/a	0.050cc	N/R	140 GPM	
2"	-	-	-	-	20	n/a	0.070cc	N/R	225 GPM	

## HT-Series Hydraulic Couplings

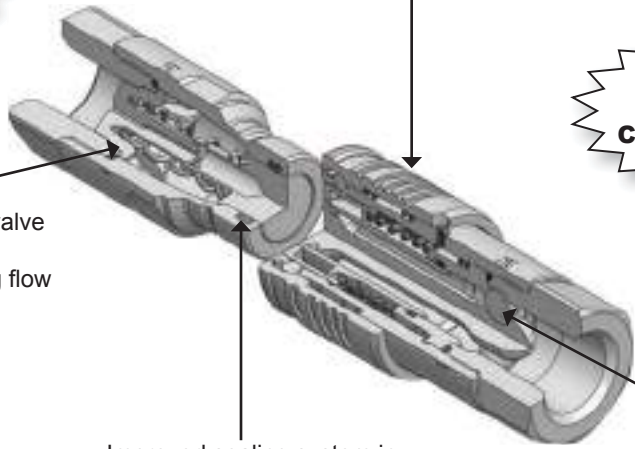
**High Flo  
Performance!**

High strength laser-cut valve guide maximizes valve stability while minimizing flow restriction.

**Compact  
Profile!**

Bulkhead mountable sleeve for breakaway, multi-plate, or Blindmate installations.


**Easily  
Rebuildable  
Coupler & Nipple!**



Improved sealing system incorporates a high performance molded polyurethane or O-ring energized PTFE valve seal.


DORS (dual opposing retention spheres) retention system prevents valve stem ejection during surge flow and pressure spike conditions.

## HT-Series Hydraulic Couplings




Body Size	T-Series ISO16028 Flush Face Interchange Coupler (Female Threads)											
	Part Detail				Length		Maximum OD		Hex Inch	Weight Lb	Package Qty	
	Part Number	Threads	Material		Inch	mm	Inch	mm			Bag	Box
1/4"	2HTF2	1/4" - 18 NPTF	steel		1.98	50.3	1.11	28.3	7/8"	0.23	-	25
1/4"	2HTBF2	1/4" - 19 BSPP	steel		1.98	50.3	1.11	28.3	7/8"	0.23	-	25
1/4"	2HTOF3	9/16" - 18 ORB	steel		1.98	50.3	1.11	28.3	7/8"	0.23	-	25
3/8"	3HTF3	3/8" - 18 NPTF	steel		2.50	63.5	1.24	31.5	1"	0.44	-	25
3/8"	3HTF3-SS	3/8" - 18 NPTF	316 stainless		2.50	63.5	1.24	31.5	1"	0.44	-	25
3/8"	3HTBF3	3/8" - 19 BSPP	steel		2.50	63.5	1.24	31.5	1"	0.44	-	25
3/8"	3HTBF3-SS	3/8" - 19 BSPP	316 stainless		2.50	63.5	1.24	31.5	1"	0.44	-	25
3/8"	3HTOF3	9/16" - 18 ORB	steel		2.50	63.5	1.24	31.5	1"	0.49	-	25
3/8"	3HTF4	1/2" - 14 NPTF	steel		2.72	69.1	1.24	31.5	1-1/8"	0.48	-	25
3/8"	3HTF4-SS	1/2" - 14 NPTF	316 stainless		2.72	69.1	1.24	31.5	1-1/8"	0.48	-	25
3/8"	3HTBF4	1/2" - 14 BSPP	steel		2.72	69.1	1.24	31.5	1-1/8"	0.48	-	25
3/8"	3HTBF4-SS	1/2" - 14 BSPP	316 stainless		2.72	69.1	1.24	31.5	1-1/8"	0.48	-	25
3/8"	3HTOF4	3/4" - 16 ORB	steel		2.72	69.1	1.24	31.5	1-1/8"	0.53	-	25
1/2"	4HTF4	1/2" - 14 NPTF	steel		3.02	76.7	1.54	39.1	1-3/16"	0.86	-	20
1/2"	4HTF4-SS	1/2" - 14 NPTF	316 stainless		3.02	76.7	1.54	39.1	1-3/16"	0.86	-	20
1/2"	4HTBF4	1/2" - 14 BSPP	steel		3.02	76.7	1.54	39.1	1-3/16"	0.86	-	20
1/2"	4HTBF4-SS	1/2" - 14 BSPP	316 stainless		3.02	76.7	1.54	39.1	1-3/16"	0.86	-	20
1/2"	4HTOF4	3/4" - 16 ORB	steel		3.02	76.7	1.54	39.1	1-3/16"	0.86	-	20
1/2"	4HTOF5	7/8" - 14 ORB	steel		3.12	79.2	1.54	39.1	1-5/16"	0.92	-	20
1/2"	4HTF6	3/4" - 14 NPTF	steel		3.22	81.8	1.54	39.1	1-5/16"	0.98	-	20
1/2"	4HTF6-SS	3/4" - 14 NPTF	316 stainless		3.22	81.8	1.54	39.1	1-5/16"	0.98	-	20
1/2"	4HTBF6	3/4" - 14 BSPP	steel		3.22	81.8	1.54	39.1	1-5/16"	0.98	-	20
1/2"	4HTBF6-SS	3/4" - 14 BSPP	316 stainless		3.22	81.8	1.54	39.1	1-5/16"	0.98	-	20
1/2"	4HTOF6	1-1/16" - 12 ORB	steel		3.42	86.9	1.54	39.1	1-5/16"	0.96	-	20
5/8"	5HTOF5	7/8" - 14 ORB	steel		3.32	84.3	1.67	42.4	1-1/2"	1.58	-	10
5/8"	5HTF6	3/4" - 14 NPTF	steel		3.32	84.3	1.67	42.4	1-1/2"	1.51	-	10
5/8"	5HTF6-SS	3/4" - 14 NPTF	316 stainless		3.32	84.3	1.67	42.4	1-1/2"	1.51	-	10
5/8"	5HTBF6	3/4" - 14 BSPP	steel		3.32	84.3	1.67	42.4	1-1/2"	1.51	-	10
5/8"	5HTBF6-SS	3/4" - 14 BSPP	316 stainless		3.32	84.3	1.67	42.4	1-1/2"	1.51	-	10
5/8"	5HTOF6	1-1/16" - 12 ORB	steel		3.32	84.3	1.67	42.4	1-1/2"	1.49	-	10
3/4"	6HTOF5	7/8" - 14 ORB	steel		3.70	94.0	1.85	47.0	1-1/2"	1.82	-	10
3/4"	6HTF6	3/4" - 14 NPTF	steel		3.70	94.0	1.85	47.0	1-1/2"	1.82	-	10
3/4"	6HTF6-SS	3/4" - 14 NPTF	316 stainless		3.70	94.0	1.85	47.0	1-1/2"	1.82	-	10
3/4"	6HTBF6	3/4" - 14 BSPP	steel		3.70	94.0	1.85	47.0	1-1/2"	1.82	-	10
3/4"	6HTBF6-SS	3/4" - 14 BSPP	316 stainless		3.70	94.0	1.85	47.0	1-1/2"	1.82	-	10
3/4"	6HTOF6	1-1/16" - 12 ORB	steel		3.70	94.0	1.85	47.0	1-1/2"	1.91	-	10
3/4"	6HTF8	1" - 11 1/2 NPTF	steel		3.82	97.0	1.92	48.8	1-3/4"	2.06	-	10
3/4"	6HTF8-SS	1" - 11 1/2 NPTF	316 stainless		3.82	97.0	1.92	48.8	1-3/4"	2.06	-	10
3/4"	6HTBF8	1" - 11 BSPP	steel		3.82	97.0	1.92	48.8	1-3/4"	2.06	-	10
3/4"	6HTBF8-SS	1" - 11 BSPP	316 stainless		3.82	97.0	1.92	48.8	1-3/4"	2.06	-	10
3/4"	6HTOF8	1-5/16" - 12 ORB	steel		3.82	97.0	1.92	48.8	1-3/4"	2.16	-	10
1"	8HTF8	1" - 11 1/2 NPTF	steel		4.24	107.7	2.29	58.2	1-3/4"	2.67	-	10
1"	8HTF8-SS	1" - 11 1/2 NPTF	316 stainless		4.24	107.7	2.29	58.2	1-3/4"	2.67	-	10
1"	8HTBF8	1" - 11 BSPP	steel		4.24	107.7	2.29	58.2	1-3/4"	2.67	-	10
1"	8HTBF8-SS	1" - 11 BSPP	316 stainless		4.24	107.7	2.29	58.2	1-3/4"	2.67	-	10
1"	8HTOF8	1-5/16" - 12 ORB	steel		4.24	107.7	2.29	58.2	1-3/4"	2.68	-	10
1"	8HTF10	1-1/4" - 11 1/2 NPTF	steel		4.34	110.2	2.29	58.2	2"	2.75	-	10
1"	8HTF10-SS	1-1/4" - 11 1/2 NPTF	316 stainless		4.34	110.2	2.29	58.2	2"	2.75	-	10
1"	8HTBF10	1-1/4" - 11 BSPP	steel		4.29	109.0	2.29	58.2	2"	2.75	-	10
1"	8HTBF10-SS	1-1/4" - 11 BSPP	316 stainless		4.29	109.0	2.29	58.2	2"	2.75	-	10
1"	8HTOF10	1-5/8" - 12 ORB	steel		4.24	107.7	2.29	58.2	2"	2.84	-	10

## HT-Series Hydraulic Couplings

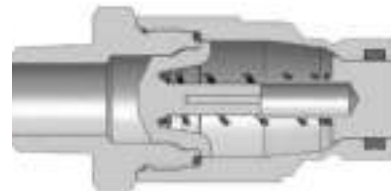


Body Size	T-Series ISO16028 Flush Ace Interchange Nipple (Female Threads)											
	Part Detail				Length		Maximum OD		Hex Inch	Weight Lb	Package Qty	
	Part Number	Threads	Material		Inch	mm	Inch	mm			Bag	Box
1/4"	HT2F2	1/4" - 18 NPTF	steel		1.89	48.00	0.97	24.6	7/8"	0.16	-	25
1/4"	HT2BF2	1/4" - 19 BSPP	steel		1.89	48.00	0.97	24.6	7/8"	0.16	-	25
1/4"	HT2OF3	9/16" - 18 ORB	steel		1.89	48.00	0.97	24.6	7/8"	0.16	-	25
3/8"	HT3F3	3/8" - 18 NPTF	steel		2.48	63.0	1.10	27.9	1"	0.27	-	25
3/8"	HT3F3-SS	3/8" - 18 NPTF	316 stainless		2.48	63.0	1.10	27.9	1"	0.27	-	25
3/8"	HT3BF3	3/8" - 19 BSPP	steel		2.48	63.0	1.10	27.9	1"	0.27	-	25
3/8"	HT3BF3-SS	3/8" - 19 BSPP	316 stainless		2.48	63.0	1.10	27.9	1"	0.27	-	25
3/8"	HT3OF3	9/16" - 18 ORB	steel		2.48	63.0	1.10	27.9	1"	0.34	-	25
3/8"	HT3F4	1/2" - 14 NPTF	steel		2.70	68.6	1.24	31.5	1-1/8"	0.31	-	25
3/8"	HT3F4-SS	1/2" - 14 NPTF	316 stainless		2.70	68.6	1.24	31.5	1-1/8"	0.31	-	25
3/8"	HT3BF4	1/2" - 14 BSPP	steel		2.70	68.6	1.24	31.5	1-1/8"	0.31	-	25
3/8"	HT3BF4-SS	1/2" - 14 BSPP	316 stainless		2.70	68.6	1.24	31.5	1-1/8"	0.31	-	25
3/8"	HT3OF4	3/4" - 16 ORB	steel		2.70	68.6	1.24	31.5	1-1/8"	0.35	-	25
1/2"	HT4F4	1/2" - 14 NPTF	steel		2.63	66.8	1.31	33.3	1-3/16"	0.42	-	20
1/2"	HT4F4-SS	1/2" - 14 NPTF	316 stainless		2.63	66.8	1.31	33.3	1-3/16"	0.42	-	20
1/2"	HT4BF4	1/2" - 14 BSPP	steel		2.63	66.8	1.31	33.3	1-3/16"	0.42	-	20
1/2"	HT4BF4-SS	1/2" - 14 BSPP	316 stainless		2.63	66.8	1.31	33.3	1-3/16"	0.42	-	20
1/2"	HT4OF4	3/4" - 16 ORB	steel		2.63	66.8	1.31	33.3	1-3/16"	0.40	-	20
1/2"	HT4OF5	7/8" - 14 ORB	steel		2.63	69.3	1.31	33.3	1-5/16"	0.43	-	20
1/2"	HT4F6	3/4" - 14 NPTF	steel		2.73	71.9	1.44	36.6	1-5/16"	0.53	-	20
1/2"	HT4F6-SS	3/4" - 14 NPTF	316 stainless		2.83	71.9	1.44	36.6	1-5/16"	0.53	-	20
1/2"	HT4BF6	3/4" - 14 BSPP	steel		2.83	71.9	1.44	36.6	1-5/16"	0.53	-	20
1/2"	HT4BF6-SS	3/4" - 14 BSPP	316 stainless		2.83	71.9	1.44	36.6	1-5/16"	0.53	-	20
1/2"	HT4OF6	1-1/16" - 12 ORB	steel		3.03	77.0	1.44	36.6	1-5/16"	0.58	-	20
5/8"	HT5OF5	7/8" - 14 ORB	steel		2.88	73.2	1.65	41.9	1-1/2"	0.90	-	10
5/8"	HT5F6	3/4" - 14 NPTF	steel		2.88	73.2	1.65	41.9	1-1/2"	0.95	-	10
5/8"	HT5F6-SS	3/4" - 14 NPTF	316 stainless		2.88	73.2	1.65	41.9	1-1/2"	0.95	-	10
5/8"	HT5BF6	3/4" - 14 BSPP	steel		2.88	73.2	1.65	41.9	1-1/2"	0.95	-	10
5/8"	HT5BF6-SS	3/4" - 14 BSPP	316 stainless		2.88	73.2	1.65	41.9	1-1/2"	0.95	-	10
5/8"	HT5OF6	1-1/16" - 12 ORB	steel		2.88	73.2	1.65	41.9	1-1/2"	1.02	-	10
3/4"	HT6OF5	7/8" - 14 ORB	steel		3.42	86.9	1.65	41.9	1-1/2"	1.00	-	10
3/4"	HT6F6	3/4" - 14 NPTF	steel		3.42	86.9	1.65	41.9	1-1/2"	1.00	-	10
3/4"	HT6F6-SS	3/4" - 14 NPTF	316 stainless		3.42	86.9	1.65	41.9	1-1/2"	1.00	-	10
3/4"	HT6BF6	3/4" - 14 BSPP	steel		3.42	86.9	1.65	41.9	1-1/2"	1.00	-	10
3/4"	HT6BF6-SS	3/4" - 14 BSPP	316 stainless		3.42	86.9	1.65	41.9	1-1/2"	1.00	-	10
3/4"	HT6OF6	1-1/16" - 12 ORB	steel		3.42	86.9	1.65	41.9	1-1/2"	1.02	-	10
3/4"	HT6F8	1" - 11 1/2 NPTF	steel		3.54	89.9	1.92	48.8	1-3/4"	1.15	-	10
3/4"	HT6F8-SS	1" - 11 1/2 NPTF	316 stainless		3.54	89.9	1.92	48.8	1-3/4"	1.15	-	10
3/4"	HT6BF8	1" - 11 BSPP	steel		3.54	89.9	1.92	48.8	1-3/4"	1.15	-	10
3/4"	HT6BF8-SS	1" - 11 BSPP	316 stainless		3.54	89.9	1.92	48.8	1-3/4"	1.15	-	10
3/4"	HT6OF8	1-5/16" - 12 ORB	steel		3.54	89.9	1.92	48.8	1-3/4"	1.12	-	10
1"	HT8F8	1" - 11 1/2 NPTF	steel		3.50	88.9	1.96	49.8	1-3/4"	1.69	-	10
1"	HT8F8-SS	1" - 11 1/2 NPTF	316 stainless		3.50	88.9	1.96	49.8	1-3/4"	1.69	-	10
1"	HT8BF8	1" - 11 BSPP	steel		3.50	88.9	1.96	49.8	1-3/4"	1.69	-	10
1"	HT8BF8-SS	1" - 11 BSPP	316 stainless		3.50	88.9	1.96	49.8	1-3/4"	1.69	-	10
1"	HT8OF8	1-5/16" - 12 ORB	steel		3.50	88.9	1.96	49.8	1-3/4"	1.65	-	10
1"	HT8F10	1-1/4" - 11 1/2 NPTF	steel		3.61	91.7	2.19	55.6	2"	1.84	-	10
1"	HT8F10-SS	1-1/4" - 11 1/2 NPTF	316 stainless		3.61	91.7	2.19	55.6	2"	1.84	-	10
1"	HT8BF10	1-1/4" - 11 BSPP	steel		3.55	90.2	2.19	55.6	2"	1.84	-	10
1"	HT8BF10-SS	1-1/4" - 11 BSPP	316 stainless		3.55	90.2	2.19	55.6	2"	1.84	-	10
1"	HT8OF10	1-5/8" - 12 ORB	steel		3.51	89.2	2.19	55.6	2"	1.93	-	10


# HT-Series Hydraulic Couplings



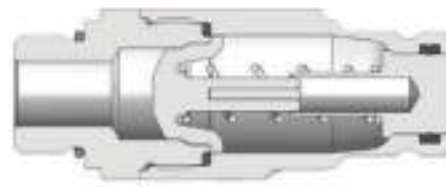
Body Size	T-Series ISO16028 Flush ace Interchange Coupler (Male Threads)											
	Part Detail				Length		Maximum OD		Hex Inch	Weight Lb	Package Qty	
	Part Number	Threads	Material		Inch	mm	Inch	mm			Bag	Box
3/8"	3HTM3	3/8" - 18 NPTF	steel		2.88	73.2	1.24	31.5	1-1/8"	0.46	5	25
3/8"	3HTM4	1/2" - 14 NPTF	steel		2.97	75.4	1.24	31.5	1-1/8"	0.48	5	25
1/2"	4HTM4	1/2" - 14 NPTF	steel		3.42	86.9	1.54	39.1	1-5/16"	0.97	-	20



Body Size	T-Series ISO16028 Flush ace Interchange Nipple (Male Threads)											
	Part Detail				Length		Maximum OD		Hex Inch	Weight Lb	Package Qty	
	Part Number	Threads	Material		Inch	mm	Inch	mm			Bag	Box
3/8"	HT3M3	3/8" - 18 NPTF	steel		2.87	72.9	1.24	31.5	1-1/8"	0.31	5	25
3/8"	HT3M4	1/2" - 14 NPTF	steel		2.96	75.2	1.24	31.5	1-1/8"	0.38	5	25
1/2"	HT4M4	1/2" - 14 NPTF	steel		3.03	77.0	1.44	36.6	1-5/16"	0.42	-	20




Body Size	T-Series ISO16028 Flush ace Interchange Coupler (Male ORB Threads)											
	Part Detail				Length		Maximum OD		Hex Inch	Weight Lb	Package Qty	
	Part Number	Threads	Material		Inch	mm	Inch	mm			Bag	Box
3/8"	3HTOM3	9/16" - 18 ORB	steel		2.75	69.9	1.24	31.5	1-1/8"	0.47	5	25
3/8"	3HTOM4	3/4" - 16 ORB	steel		2.75	69.9	1.24	31.5	1-1/8"	0.47	5	25




Body Size	T-Series ISO16028 Flush ace Interchange Nipple (Male ORB Threads)											
	Part Detail				Length		Maximum OD		Hex Inch	Weight Lb	Package Qty	
	Part Number	Threads	Material		Inch	mm	Inch	mm			Bag	Box
3/8"	HT3OM3	9/16" - 18 ORB	steel		2.73	69.3	1.17	29.7	1-1/8"	0.47	5	25
3/8"	HT3OM4	3/4" - 16 ORB	steel		2.73	69.3	1.17	29.7	1-1/8"	0.47	5	25

## HT-Series Hydraulic Couplings



Body Size	T-Series ISO16028 Flush ace Interchange Coupler (Male Bulb head Threads)											
	Part Detail				Length		Maximum OD		Hex Inch	Weight Lb	Package Qty	
	Part Number	Threads	Material		Inch	mm	Inch	mm			Bag	Box
1/2"	4HTJB5	7/8" - 14 JIC BH	steel		4.38	111.3	1.54	39.1	1-5/16"	1.08	-	20
1/2"	4HTRB5	1" - 14 ORFS BH	steel		4.37	111.0	1.54	39.1	1-5/16"	1.11	-	20
1/2"	4HTJB6	1-1/16" - 12 JIC BH	steel		4.55	115.6	1.54	39.1	1-5/16"	1.22	-	20



Body Size	T-Series ISO16028 Flush ace Interchange Nipple (Male Bulb head Threads)											
	Part Detail				Length		Maximum OD		Hex Inch	Weight Lb	Package Qty	
	Part Number	Threads	Material		Inch	mm	Inch	mm			Bag	Box
1/2"	HT4JB5	7/8" - 14 JIC BH	steel	1637	3.99	101.3	1.44	36.6	1-5/16"	0.42	-	20
1/2"	HT4RB5	1" - 14 ORFS BH	steel	6	3.98	101.1	1.44	36.6	1-5/16"	0.49	-	20
1/2"	HT4JB6	1-1/16" - 12 JIC BH	steel		4.16	115.6	1.44	36.6	1-5/16"	0.54	-	20



Body Size	T-Series ISO16028 Flush ace Interchange Coupler (Female Threads)											
	Part Detail				Length		Maximum OD		Hex Inch	Weight Lb	Package Qty	
	Part Number	Threads	Material		Inch	mm	Inch	mm			Bag	Box
1-1/2"	12HTF12	1-1/2" - 11 1/2 NPT	steel		5.23	132.7	3.37	85.5	2-1/2"	7.6	-	1
1-1/2"	12HTBF12	1-1/2 - 11 BSPP	steel		5.23	132.7	3.37	85.5	2-1/2"	7.6	-	1
1-1/2"	12HTOF12	1-7/8" - 12 ORB	steel		5.23	132.7	3.37	85.5	2-1/2"	7.6	-	1
2"	16HTF16	2" - 11 1/2 NPTF	steel		6.75	171.3	3.95	100.3	3-1/2"	13.8	-	1
2"	16HTBF16	2" - 11 BSPP	steel		6.75	171.3	3.95	100.3	3-1/2"	13.8	-	1
2"	16HTOF16	2-1/2" - 12 ORB	steel		6.75	171.3	3.95	100.3	3-1/2"	13.8	-	1



Body Size	T-Series ISO16028 Flush ace Interchange Nipple (Female Threads)											
	Part Detail				Length		Maximum OD		Hex Inch	Weight Lb	Package Qty	
	Part Number	Threads	Material		Inch	mm	Inch	mm			Bag	Box
1-1/2"	HT12F12	1-1/2" - 11 1/2 NPT	steel		4.25	107.9	2.75	69.8	2-1/2"	3.5	-	1
1-1/2"	HT12BF12	1-1/2 - 11 BSPP	steel		4.25	107.9	2.75	69.8	2-1/2"	3.5	-	1
1-1/2"	HT12OF12	1-7/8" - 12 ORB	steel		4.25	107.9	2.75	69.8	2-1/2"	3.5	-	1
2"	HT16F16	2" - 11 1/2 NPTF	steel		4.62	117.3	3.29	83.5	3"	5.1	-	1
2"	HT16BF16	2" - 11 BSPP	steel		4.62	117.3	3.29	83.5	3"	5.1	-	1
2"	HT16OF16	2-1/2" - 12 ORB	steel		4.62	117.3	3.29	83.5	3"	5.1	-	1

# HT-Series Hydraulic Couplings



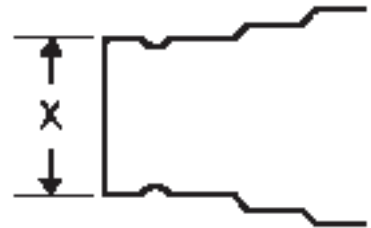
Body Size	T-Series ISO16028 Flush Face Coupler Dust Plug				
	Part Detail		Weight Lb	Package Qty	
	Part Number	Body		Bag	Box
1/4"	2HTDP	Nitrile	0.05	5	50
3/8"	3HTDP	Nitrile	0.05	5	50
1/2"	4HTDP	Nitrile	0.06	5	50
5/8"	5HTDP	Nitrile	0.07	5	50
3/4"	6HTDP	Nitrile	0.07	5	50
1"	8HTDP	Nitrile	0.15	5	50



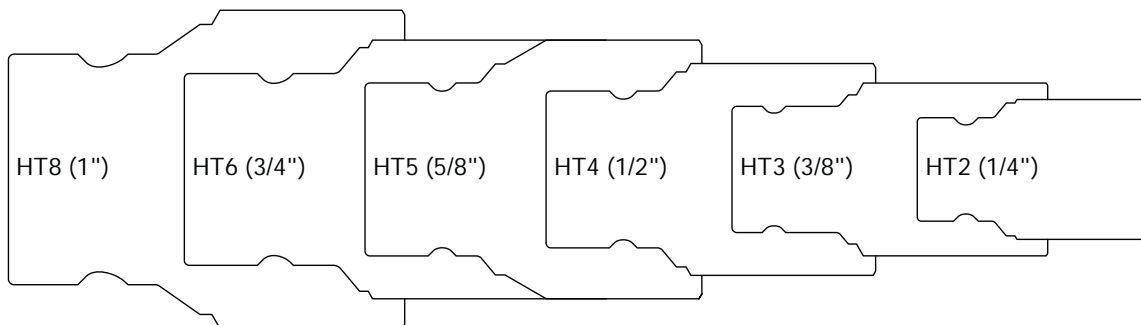
Body Size	T-Series ISO16028 Flush Face Nipple Dust Cap				
	Part Detail		Weight Lb	Package Qty	
	Part Number	Body		Bag	Box
1/4"	HT2DC	Nitrile	0.04	5	50
3/8"	HT3DC	Nitrile	0.04	5	50
1/2"	HT4DC	Nitrile	0.04	5	50
5/8"	HT5DC	Nitrile	0.06	5	50
3/4"	HT6DC	Nitrile	0.06	5	50
1"	HT8DC	Nitrile	0.10	5	50

## Using the Nipple Profile Dimensions to Select Proper Size

ISO16028 Body Size	Minimum Dimension 'X' Measurement	Maximum Dimension 'X' Measurement
1/4"	0.634" (16.10 mm)	0.638" (16.20 mm)
3/8"	0.774" (19.66 mm)	0.779" (19.79 mm)
1/2"	0.963" (24.45 mm)	0.968" (24.58 mm)
5/8"	1.061" (26.95 mm)	1.066" (27.08 mm)
3/4"	1.176" (29.87 mm)	1.181" (30.00 mm)
1"	1.415" (35.94mm)	1.420" (36.07 mm)



## Using the Profile Layover to Select Proper Size



## HT-Series Hydraulic Couplings



Body Size	T-Series ISO16028 Flush Face Interchange Coupler Bulkhead Kits						
	Part Detail				Bulkhead Kit Contents	Package Qty	
	Part Number	Mounting Hole ID	Ring Material			Bag	Box
1/4"	2HT-BMK	1.125"	Steel		Two 360° retaining rings	1	25
3/8"	3HT-BMK	1.250"	Steel		Two 360° retaining rings	1	25
1/2"	4HT-BMK	1.560"	Steel		Two 360° retaining rings	1	25
5/8"	5HT-BMK	1.685"	Steel		Two 360° retaining rings	1	25
3/4"	6HT-BMK	1.870"	Steel		Two 360° retaining rings	1	25
1"	8HT-BMK	2.310"	Steel		Two 360° retaining rings	1	25

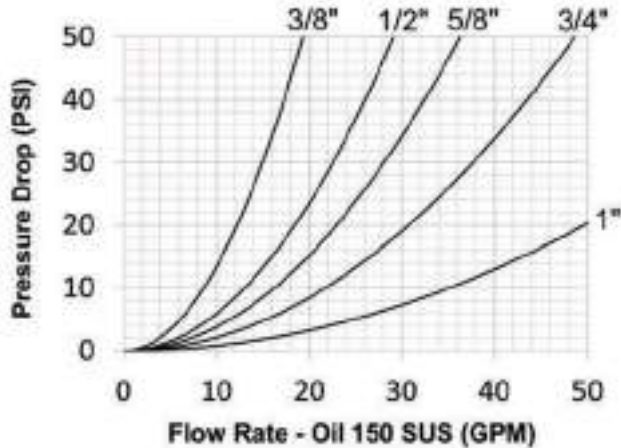
Body Size	T-Series ISO16028 Flush Face Interchange Coupler Seal Kits						
	Part Detail				Seal Kit Contents	Package Qty	
	Part Number	Coupler Style	Seal Material			Bag	Box
1/4"	2HT-SKIT	all	Nitrile		Stem/adaptor/gland O-ring, gland B.U.	25	200
3/8"	3HT-SKIT	all	Nitrile		Stem/adaptor/gland O-ring, gland B.U.	25	200
1/2"	4HT-SKIT	all	Nitrile		Stem/adaptor/gland O-ring, gland B.U.	25	200
5/8"	5HT-SKIT	all	Nitrile		Stem/adaptor/gland O-ring, gland B.U.	25	200
3/4"	6HT-SKIT	all	Nitrile		Stem/adaptor/gland O-ring, gland B.U.	25	200
1"	8HT-SKIT	all	Nitrile		Stem/adaptor/gland O-ring, gland B.U.	25	200

Body Size	T-Series ISO16028 Flush Face Interchange Nipple Seal Kits						
	Part Detail				Seal Kit Contents	Package Qty	
	Part Number	Nipple Style	Seal Material			Bag	Box
1/4"	HT2-SKIT-V2	all	Nitrile		Main valve seal and adapter O-ring	25	200
3/8"	HT3-SKIT-V2	all	Nitrile		Main valve seal and adapter O-ring	25	200
1/2"	HT4-SKIT-V2	all	Nitrile		Main valve seal and adapter O-ring	25	200
5/8"	HT5-SKIT-V2	all	Nitrile		Main valve seal and adapter O-ring	25	200
3/4"	HT6-SKIT-V2	all	Nitrile		Main valve seal and adapter O-ring	25	200
1"	HT8-SKIT-V2	all	Nitrile		Main valve seal and adapter O-ring	25	200

# HTE-Series Hydraulic Couplings

## Interchange Data:

- Parker FEC-Series, Stucchi APM-Series, Faster 3FFH-Series



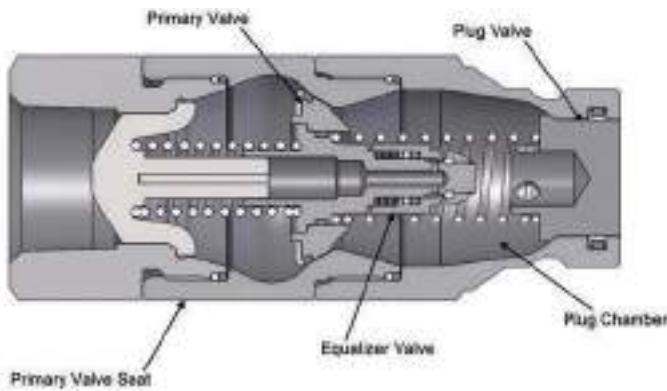
## Materials:

- Machined components are manufactured using solid steel bar stock.
- Steel componentry is plated using a ROHS Compliant Zinc Nickel process providing superior corrosion resistance.
- Stainless steel retaining rings and springs maximize corrosion resistance and extend service life.
- Nipples are hardened to provide resistance to brinelling during impulse service.

## Seal Components:

- 3/8", 1/2", and 3/4" nipples have molded Polyurethane valve seals, with a temperature range of -65°F to +212°F (-54°C to +100°C).
- 5/8" and 1" nipples have Nitrile-Energized PTFE valve seals, with a temperature range of -40°F to +250°F (-40°C to +121°C).
- Ancillary nipple seals are Nitrile (Buna-N), temperature range of -40°F to +250°F (-40°C to +121°C).

## Component Terminology



## Benefits of the new Equalizer valve system!

- Non-linear connection force at all pressures
- No maximum connection-pressure restrictions
- Head pressure or valve bleed-by has minimal effect on connection force
- Less susceptible to system contamination
- Design is scalable performing similarly in all sizes
- Smooth connection action

## Rated Pressure Chart:

Body Size	T-Series ISO16028 Connect Under Pressure Flush Nipple											
	Steel HT Coupler/ HTE-Plug Coupled				HTE-Plug Uncoupled				Air Inclusion	Fluid Loss	Vacuum Inch HG	Flow $\Delta P = 14.5 \text{ PSI}$
	Max. Working		Burst		Max. Working		Burst					
	PSI	Bar	PSI	Bar	PSI	Bar	PSI	Bar				
3/8"	5000	345	20,000	1,380	5000	345	20,000	1,380	n/a	0.010cc	N/R	9.5 GPM
1/2"	5000	345	20,000	1,380	5000	345	20,000	1,380	n/a	0.010cc	N/R	15 GPM
5/8"	5000	345	20,000	1,380	5000	345	20,000	1,380	n/a	0.020cc	N/R	18 GPM
3/4"	5000	345	20,000	1,380	5000	345	20,000	1,380	n/a	0.030cc	N/R	24 GPM
1"	5000	345	20,000	1,380	5000	345	20,000	1,380	n/a	0.030cc	N/R	44 GPM

# HTE-Series Hydraulic Couplings

## The Equalizer Connection Process

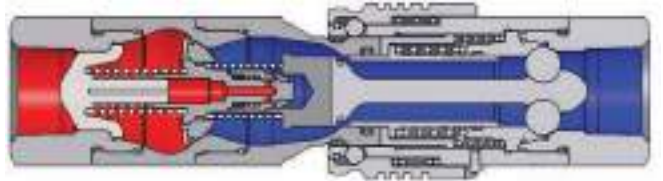
### Stage 1: The Disconnected State

The plug has residual pressure trapped behind the primary valve, while the coupler has no trapped pressure.



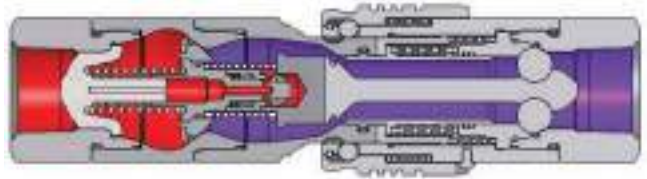
### Stage 2: Plug Chamber Evacuated

The plug valve is opened, then the socket valve opens, evacuating the plug chamber to the unpressurized socket.



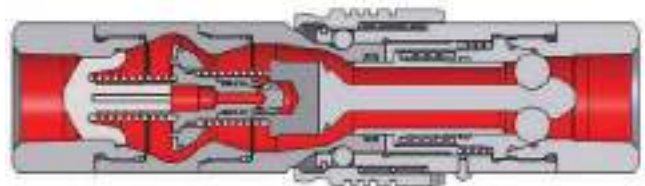
### Stage 3: Release Pressure

The connection continues, with the Equalizer valve being activated, releasing the trapped pressure into the plug chamber, then to the unpressurized socket.




### Stage 4: Complete the connection

The primary valve can now open easily, since there is no longer any pressure trapped behind it, allowing the socket to fully engage the plug.



## HTE-Series Hydraulic Couplings



- For use with HT-Series Couplers

Body Size	T-Series ISO 16028 Connect Under Pressure Flush Face Nipple (Female Threads)											
	Part Detail				Length		Maximum OD		Hex mm	Weight Lb	Package Qty	
	Part Number	Threads	Material		Inch	mm	Inch	mm			Bag	Box
3/8"	HTE3F4	1/2"-14 NPTF	steel		3.25	82.6	1.30	33.0	1-1/8"	0.95	-	10
3/8"	HTE3BF4	1/2"-14 BSPP	steel		3.25	82.6	1.30	33.0	1-1/8"	0.95	-	10
3/8"	HTE3OF4	3/4"-16 ORB	steel		3.25	82.6	1.30	33.0	1-1/8"	0.95	-	10
1/2"	HTE4F4	1/2"-14 NPTF	steel		3.40	86.4	1.30	33.0	1-3/16"	1.07	-	10
1/2"	HTE4BF4	1/2"-14 BSPP	steel		3.40	86.4	1.30	33.0	1-3/16"	1.07	-	10
1/2"	HTE4OF4	3/4"-16 ORB	steel		3.40	86.4	1.30	33.0	1-3/16"	1.07	-	10
1/2"	HTE4OF5	7/8"-14 ORB	steel		3.40	86.4	1.30	33.0	1-1/2"	1.10	-	10
1/2"	HTE4F6	3/4"-14 NPTF	steel		3.60	91.4	1.65	41.9	1-1/2"	1.10	-	10
1/2"	HTE4BF6	3/4"-14 BSPP	steel		3.60	91.4	1.65	41.9	1-1/2"	1.10	-	10
1/2"	HTE4OF6	1-1/16"-12 ORB	steel		3.60	91.4	1.65	41.9	1-1/2"	1.10	-	10
5/8"	HTE5OF5	7/8"-14 ORB	steel		3.75	95.3	1.65	41.9	1-1/2"	1.55	-	10
5/8"	HTE5F6	3/4"-14 NPTF	steel		3.75	95.3	1.65	41.9	1-1/2"	1.55	-	10
5/8"	HTE5BF6	3/4"-14 BSPP	steel		3.75	95.3	1.65	41.9	1-1/2"	1.55	-	10
5/8"	HTE5OF6	1-1/16"-12 ORB	steel		3.75	95.3	1.65	41.9	1-1/2"	1.75	-	10
3/4"	HTE6F6	3/4"-14 NPTF	steel		4.25	108.0	1.96	49.8	1-1/2"	1.80	-	5
3/4"	HTE6BF6	3/4"-14 BSPP	steel		4.25	108.0	1.96	49.8	1-1/2"	1.80	-	5
3/4"	HTE6OF6	1-1/16"-12 ORB	steel		4.25	108.0	1.96	49.8	1-1/2"	1.80	-	5
3/4"	HTE6F8	1"-11 1/2 NPTF	steel		4.40	111.8	1.96	49.8	1-3/4"	2.10	-	5
3/4"	HTE6BF8	1"-11 BSPP	steel		4.40	111.8	1.96	49.8	1-3/4"	2.10	-	5
3/4"	HTE6OF8	1-5/16"-12 ORB	steel		4.40	111.8	1.96	49.8	1-3/4"	2.10	-	5
1"	HTE8F8	1"-11 1/2 NPTF	steel		4.88	124.0	1.96	49.8	1-3/4"	2.15	-	5
1"	HTE8BF8	1"-11 BSPP	steel		4.88	124.0	1.96	49.8	1-3/4"	2.15	-	5
1"	HTE8OF8	1-5/16"-12 ORB	steel		4.88	124.0	1.96	49.8	1-3/4"	2.15	-	5
1"	HTE8F10	1-1/4"-11 1/2 NPTF	steel		5.00	127.0	2.47	62.7	2-3/16"	2.40	-	5
1"	HTE8BF10	1-1/4"-11 BSPP	steel		5.00	127.0	2.47	62.7	2-3/16"	2.40	-	5
1"	HTE8OF10	1-5/8"-12 ORB	steel		5.00	127.0	2.47	62.7	2-3/16"	2.40	-	5

# ST-Series Hydraulic Couplings

## Interchange Data:

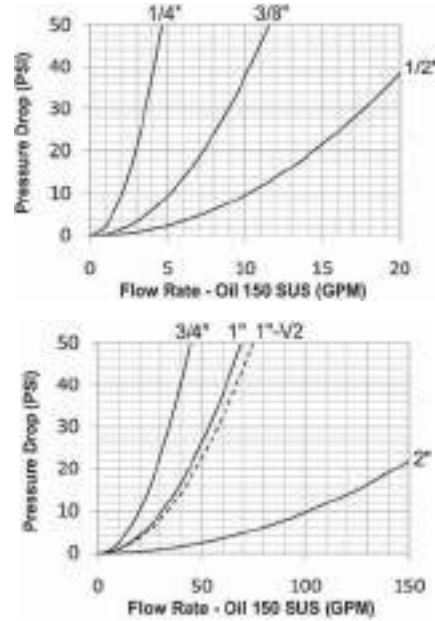
- Interchangeable with Snap-Tite 71-Series

## Materials:

- Machined components are manufactured using solid steel or 316 stainless bar stock.
- Stainless steel balls, retaining rings, and springs maximize corrosion resistance and extend service life.
- Steel componentry is plated using ROHS Compliant Trivalent Chrome.
- Steel coupler sleeves are hardened to resist deformation and maximize service life.
- Steel nipples are hardened to provide heavy duty performance.

## Seal Components:

- Nitrile (Buna-N) seals are standard, providing a temperature range of -40°F to +250°F (-40°C to +121°C).
- All couplers and nipples incorporate PTFE or TPC-ET anti-extrusion rings to protect the seal components from dynamic impulse damage.



## Rated Pressure Chart:

Body Size	ST-Series Snap-Tite 71-Series Interchange							
	Steel Coupler/Plug Coupled				316 Stainless Coupler/Plug Coupled			
	Maximum Working		Burst		Maximum Working		Burst	
	PSI	Bar	PSI	Bar	PSI	Bar	PSI	Bar
1/4"	10,000	700	27,300	1,800	5,000	345	28,000	1,900
3/8"	10,000	700	27,300	1,800	5,000	345	28,000	1,900
1/2"	10,000	700	22,500	1,500	5,000	345	25,000	1,700
3/4"	7,500	500	20,200	1,400	5,000	345	22,800	1,550
1"	7,500	500	19,400	1,300	4,000	275	18,500	1,250
1"- 2	8,500	585	25,900	1,750	-	-	-	-
2"	5,000	345	16,000	1,100	3,000	200	10,000	700

## Technical Specifications:

Body Size	Interchange Standards				Functional Parameters				
	U.S. Military	U.S. Government	International Standards	ANSI/NFPA Standards	Locking Ball Quantity	Air Inclusion	Fluid Loss	Vacuum Inch HG	Flow $\Delta P = 22 \text{ PSI}$
1/4"	-	-	-	-	10	0.01cc	0.02cc	N/R	3.1 GPM
3/8"	-	-	-	-	10	0.02cc	0.02cc	N/R	7.7 GPM
1/2"	-	-	-	-	12	0.03cc	0.03cc	N/R	15 GPM
3/4"	-	-	-	-	12	0.04cc	0.06cc	N/R	30 GPM
1"	-	-	-	-	12	0.06cc	0.07cc	N/R	45 GPM
1"- 2	-	-	-	-	12	0.09cc	0.10cc	N/R	50 GPM
2"	-	-	-	-	15	3.14cc	5.25cc	N/R	150 GPM

Note: Minimum burst pressure ratings were established under laboratory conditions using a Static Burst Unit (SBU). For high impulse applications and to meet Det Norske Veritas (DNV) compliance, the burst pressure must be divided by four (4) to ensure a 4:1 safety factor during system operation.

## ST-Series Hydraulic Couplings



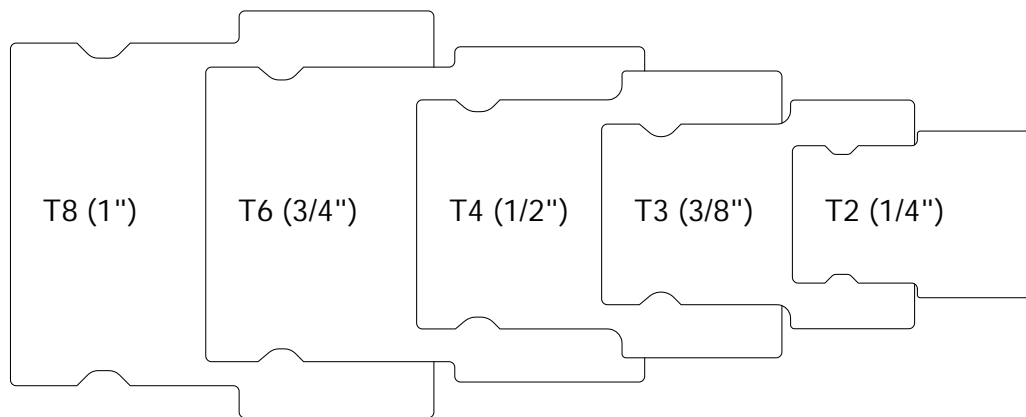
Body Size	ST-Series Snap-Tite 71-Series Interchange Coupler (Female Threads)											
	Part Detail				Length		Maximum OD		Hex Inch	Weight Lb	Package Qty	
	Part Number	Threads	Material		Inch	mm	Inch	mm			Bag	Box
1/4"	2STF2	1/4" - 18 NPTF	steel		1.96	49.8	1.23	31.2	15/16"	0.25	5	25
1/4"	2STF2-SS	1/4" - 18 NPTF	316 stainless		1.96	49.8	1.23	31.2	15/16"	0.26	5	25
1/4"	2STBF2	1/4" - 19 BSPP	steel		1.96	49.8	1.23	31.2	15/16"	0.25	5	25
1/4"	2STBF2-SS	1/4" - 19 BSPP	316 stainless		1.96	49.8	1.23	31.2	15/16"	0.26	5	25
3/8"	3STF2	1/4" - 18 NPTF	steel		2.36	59.9	1.6	40.6	1-3/16"	0.38	5	25
3/8"	3STF3	3/8" - 18 NPTF	steel		2.36	59.9	1.6	40.6	1-3/16"	0.37	5	25
3/8"	3STF3-SS	3/8" - 18 NPTF	316 stainless		2.36	59.9	1.6	40.6	1-3/16"	0.38	5	25
3/8"	3STBF3	3/8" - 19 BSPP	steel		2.36	59.9	1.6	40.6	1-3/16"	0.37	5	25
3/8"	3STBF3-SS	3/8" - 19 BSPP	316 stainless		2.36	59.9	1.6	40.6	1-3/16"	0.38	5	25
3/8"	3STF4	1/2" - 14 NPTF	steel		2.36	59.9	1.6	40.6	1-3/16"	0.36	5	25
3/8"	3STF4-SS	1/2" - 14 NPTF	316 stainless		2.36	59.9	1.6	40.6	1-3/16"	0.37	5	25
3/8"	3STBF4	1/2" - 14 BSPP	steel		2.36	59.9	1.6	40.6	1-3/16"	0.36	5	25
3/8"	3STBF4-SS	1/2" - 14 BSPP	316 stainless		2.36	59.9	1.6	40.6	1-3/16"	0.37	5	25
1/2"	4STF4	1/2" - 14 NPTF	steel		2.77	70.4	1.98	50.3	1-1/2"	0.47	-	20
1/2"	4STF4-SS	1/2" - 14 NPTF	316 stainless		2.77	70.4	1.98	50.3	1-1/2"	0.49	-	20
1/2"	4STBF4	1/2" - 14 BSPP	steel		2.77	70.4	1.98	50.3	1-1/2"	0.47	-	20
1/2"	4STBF4-SS	1/2" - 14 BSPP	316 stainless		2.77	70.4	1.98	50.3	1-1/2"	0.49	-	20
1/2"	4STOF4	3/4" - 16 ORB	steel		2.77	70.4	1.98	50.3	1-1/2"	0.49	-	20
3/4"	6STF6	3/4" - 14 NPTF	steel		3.03	77.0	2.35	59.7	1-3/4"	1.98	-	10
3/4"	6STF6-SS	3/4" - 14 NPTF	316 stainless		3.03	77.0	2.35	59.7	1-3/4"	2.05	-	10
3/4"	6STBF6	3/4" - 14 BSPP	steel		3.03	77.0	2.351	59.7	1-3/4"	1.98	-	10
3/4"	6STBF6-SS	3/4" - 14 BSPP	316 stainless		3.03	77.0	2.35	59.7	1-3/4"	2.05	-	10
3/4"	6STOF6	1-1/16" - 12 ORB	steel		3.03	77.0	2.35	59.7	1-3/4"	1.89	-	10
1"	8STF8	1" - 11 1/2 NPTF	steel		3.33	84.6	2.73	69.3	2"	2.78	-	5
1"	8STF8-SS	1" - 11 1/2 NPTF	316 stainless		3.33	84.6	1.55	39.3	2"	2.83	-	5
1"	8STBF8	1" - 11 BSPP	steel		3.33	84.6	2.73	69.3	2"	2.78	-	5
1"	8STBF8-SS	1" - 11 BSPP	316 stainless		3.33	84.6	2.73	69.3	2"	2.83	-	5
1"	8STOF8	1-5/16" - 12 ORB	steel		3.33	84.6	2.73	69.3	2"	2.71	-	5
1"	8STF10	1-1/4" - 11 1/2 NPTF	steel		3.67	93.2	2.73	69.3	2"	2.84	-	5
1"	8STF10-SS	1-1/4" - 11 1/2 NPTF	316 stainless		3.67	93.2	2.73	69.3	2"	2.90	-	5
1"	8STBF10	1-1/4" - 11 BSPP	steel		3.67	93.2	2.73	69.3	2"	2.84	-	5
1"	8STBF10-SS	1-1/4" - 11 BSPP	316 stainless		3.67	93.2	2.73	69.3	2"	2.90	-	5
1"	8STOF10	1-5/8" - 12 ORB	steel		3.67	93.2	2.73	69.3	2"	2.79	-	5

## ST-Series Hydraulic Couplings




Body Size	ST-Series Snap-Tite 71-Series 'Old Style' Interchange Coupler (Female Threads)											
	Part Detail				Length		Maximum OD		Hex Inch	Weight Lb	Package Qty	
	Part Number	Threads	Material		Inch	mm	Inch	mm			Bag	Box
1"	8STF8-V2	1" - 11 1/2 NPTF	steel		4.55	115.6	2.74	69.6	2"	2.83	-	5
1"	8STBF8-V2	1" - 11 BSPP	steel		4.55	115.6	2.74	69.6	2"	2.84	-	5
1"	8STF10-V2	1-1/4" - 11 1/2 NPTF	steel		4.90	124.5	2.74	69.6	2"	2.87	-	5
2"	16STF12	1-1/2" - 11 1/2 NPTF	steel		6.20	157.5	4.47	113.5	3.78"	9.07	-	1
2"	16STBF12	1-1/2" - 11 BSPP	steel		6.20	157.5	4.47	113.5	3.78"	9.07	-	1
2"	16STOF12	1-7/8" - 12 ORB	steel		6.20	157.5	4.47	113.5	3.78"	8.96	-	1
2"	16STF16	2" - 11 1/2 NPTF	steel		6.20	157.5	4.47	113.5	3.78"	8.74	-	1
2"	16STF16-SS	2" - 11 1/2 NPTF	316 stainless		6.20	157.5	4.47	113.5	3.78"	8.74	-	1
2"	16STBF16	2" - 11 BSPP	steel		6.20	157.5	4.47	113.5	3.78"	8.74	-	1
2"	16STOF16	2-1/2" - 12 ORB	steel		6.20	157.5	4.47	113.5	3.78"	8.63	-	1

### ST Series Profiles



Note: Minimum burst pressure ratings were established under laboratory conditions using a Static Burst Unit (SBU). For high impulse applications and to meet Det Norske Veritas (DNV) compliance, the burst pressure must be divided by four (4) to ensure a 4:1 safety factor during system operation.

## ST-Series Hydraulic Couplings



Body Size	ST-Series Snap-Tite 71-Series Interchange Nipple (Female Threads)											
	Part Detail				Length		Maximum OD		Hex Inch	Weight Lb	Package Qty	
	Part Number	Threads	Material		Inch	mm	Inch	mm			Bag	Box
1/4"	ST2F2	1/4" - 18 NPTF	steel		1.84	46.7	0.90	22.9	13/16"	0.16	5	25
1/4"	ST2F2-SS	1/4" - 18 NPTF	316 stainless		1.84	46.7	0.90	22.9	13/16"	0.16	5	25
1/4"	ST2BF2	1/4" - 19 BSPP	steel		1.84	46.7	0.90	22.9	13/16"	0.16	5	25
1/4"	ST2BF2-SS	1/4" - 19 BSPP	316 stainless		1.84	46.7	0.90	22.9	13/16"	0.16	5	25
3/8"	ST3F2	1/4" - 18 NPTF	steel		2.32	58.9	1.48	37.6	1"	0.29	5	25
3/8"	ST3F3	3/8" - 18 NPTF	steel		2.32	58.9	1.48	37.6	1"	0.26	5	25
3/8"	ST3F3-SS	3/8" - 18 NPTF	316 stainless		2.32	58.9	1.48	37.6	1"	0.26	5	25
3/8"	ST3BF3	3/8" - 19 BSPP	steel		2.32	58.9	1.48	37.6	1"	0.26	5	25
3/8"	ST3BF3-SS	3/8" - 19 BSPP	316 stainless		2.32	58.9	1.48	37.6	1"	0.26	5	25
3/8"	ST3F4	1/2" - 14 NPTF	steel		2.32	58.9	1.48	37.6	1"	0.26	5	25
3/8"	ST3F4-SS	1/2" - 14 NPTF	316 stainless		2.32	58.9	1.48	37.6	1"	0.26	5	25
3/8"	ST3BF4	1/2" - 14 BSPP	steel		2.32	58.9	1.48	37.6	1"	0.26	5	25
3/8"	ST3BF4-SS	1/2" - 14 BSPP	316 stainless		2.32	58.9	1.48	37.6	1"	0.26	5	25
1/2"	ST4F4	1/2" - 14 NPTF	steel		2.37	60.2	1.65	41.9	1-1/2"	0.42	-	20
1/2"	ST4F4-SS	1/2" - 14 NPTF	316 stainless		2.37	60.2	1.65	41.9	1-1/2"	0.42	-	20
1/2"	ST4BF4	1/2" - 14 BSPP	steel		2.37	60.2	1.65	41.9	1-1/2"	0.42	-	20
1/2"	ST4BF4-SS	1/2" - 14 BSPP	316 stainless		2.37	60.2	1.65	41.9	1-1/2"	0.42	-	20
1/2"	ST4OF4	3/4" - 16 ORB	steel		2.37	60.2	1.65	41.9	1-1/2"	0.42	-	20
3/4"	ST6F6	3/4" - 14 NPTF	steel		2.96	75.2	1.92	48.8	1-3/4"	1.09	-	10
3/4"	ST6F6-SS	3/4" - 14 NPTF	316 stainless		2.96	75.2	1.92	48.8	1-3/4"	1.14	-	10
3/4"	ST6BF6	3/4" - 14 BSPP	steel		2.96	75.2	1.92	48.8	1-3/4"	1.09	-	10
3/4"	ST6BF6-SS	3/4" - 14 BSPP	316 stainless		2.96	75.2	1.92	48.8	1-3/4"	1.14	-	10
3/4"	ST6OF6	1-1/16" - 12 ORB	steel		2.96	75.2	1.92	48.8	1-3/4"	1.01	-	10
1"	ST8F8	1" - 11 1/2 NPTF	steel		3.22	81.8	2.10	53.3	1-7/8"	1.48	-	5
1"	ST8F8-SS	1" - 11 1/2 NPTF	316 stainless		3.22	81.8	2.10	53.3	1-7/8"	1.56	-	5
1"	ST8BF8	1" - 11 BSPP	steel		3.22	81.8	2.10	53.3	1-7/8"	1.48	-	5
1"	ST8BF8-SS	1" - 11 BSPP	316 stainless		3.22	81.8	2.10	53.3	1-7/8"	1.56	-	5
1"	ST8OF8	1-5/16" - 12 ORB	steel		3.22	81.8	2.10	53.3	1-7/8"	1.37	-	5
1"	ST8F10	1-1/4" - 11 1/2 NPTF	steel		3.48	88.4	2.20	55.9	2"	1.63	-	5
1"	ST8F10-SS	1-1/4" - 11 1/2 NPTF	316 stainless		3.48	88.4	2.20	55.9	2"	1.69	-	5
1"	ST8BF10	1-1/4" - 11 BSPP	steel		3.48	88.4	2.20	55.9	2"	1.63	-	5
1"	ST8BF10-SS	1-1/4" - 11 BSPP	316 stainless		3.48	88.4	2.20	55.9	2"	1.69	-	5
1"	ST8OF10	1-5/8" - 12 ORB	steel		3.48	88.4	2.20	55.9	2"	1.54	-	5

## ST-Series Hydraulic Couplings



Body Size	ST-Series Snap-Tite 71-Series 'Old Style' Interchange Nipple (Female Threads)											
	Part Detail				Length		Maximum OD		Hex Inch	Weight Lb	Package Qty	
	Part Number	Threads	Material		Inch	mm	Inch	mm			Bag	Box
1"	ST8F8-V2	1" - 11 1/2 NPTF	steel		3.26	82.8	1.92	48.8	1-3/4"	1.53	-	5
1"	ST8BF8-V2	1" - 11 BSPP	steel		3.26	82.8	1.92	48.8	1-3/4"	1.48	-	5
1"	ST8F10-V2	1-1/4" - 11 1/2 NPTF	steel		3.5	88.9	1.98	50.3	2"	1.48	-	5
2"	ST16F12	1-1/2" - 11 1/2 NPTF	steel		4.50	114.3	3.48	88.4	3-1/4"	4.32	-	1
2"	ST16BF12	1-1/2" - 11 BSPP	steel		4.50	114.3	3.48	88.4	3-1/4"	4.32	-	1
2"	ST16OF12	1-7/8" - 12 ORB	steel		4.50	114.3	3.48	88.4	3-1/4"	4.21	-	1
2"	ST16F16	2" - 11 1/2 NPTF	steel		4.50	114.3	3.48	88.4	3-1/4"	4.16	-	1
2"	ST16F16-SS	2" - 11 1/2 NPTF	316 stainless		4.50	114.3	3.48	88.4	3-1/4"	4.16	-	1
2"	ST16BF16	2" - 11 BSPP	steel		4.50	114.3	3.48	88.4	3-1/4"	4.16	-	1
2"	ST16OF16	2-1/2" - 12 ORB	steel		4.50	114.3	3.48	88.4	3-1/4"	4.05	-	1



Body Size	ST-Series Coupler Dust Plug						
	Part Detail				Weight Lb	Package Qty	
	Part Number	Lanyard	Body			Bag	Box
1/4"	2STDP-A	steel cable	aluminum		0.15	5	25
3/8"	3STDP-A	steel cable	aluminum		0.18	5	25
1/2"	4STDP-A	steel cable	aluminum		0.23	5	25
3/4"	6STDP-A	steel cable	aluminum		0.36	-	10
1"	8STDP-A	steel cable	aluminum		0.39	-	10
1"- 2"	8STDP-A-V2	steel cable	aluminum		0.48	-	10
2"	16STDP-A	steel cable	aluminum		0.94	-	1



Body Size	ST-Series Nipple Dust Cap						
	Part Detail				Weight Lb	Package Qty	
	Part Number	Lanyard	Body			Bag	Box
1/4"	ST2DC-A	steel cable	aluminum		0.16	5	25
3/8"	ST3DC-A	steel cable	aluminum		0.19	5	25
1/2"	ST4DC-A	steel cable	aluminum		0.22	5	25
3/4"	ST6DC-A	steel cable	aluminum		0.26	-	10
1"	ST8DC-A	steel cable	aluminum		0.28	-	10
1-1/2"	ST8DC-A-V2	steel cable	aluminum		0.46	-	10
2"	ST16DC-A	steel cable	aluminum		0.76	-	1

## ST-Series Hydraulic Couplings



Body Size	ST-Series Snap-Tite 71-Series Interchange Coupler Bulkhead Kits						
	Part Detail				Bulkhead Kit Contents	Package Qty	
	Part Number	Mounting Hole ID	Ring Material			Bag	Box
1/4"	2ST-BMK	1.250"	steel		Two 360° retaining rings	1	25
3/8"	3ST-BMK	1.625"	steel		Two 360° retaining rings	1	25
1/2"	4ST-BMK	2.000"	steel		Two 360° retaining rings	1	25
3/4"	6ST-BMK	2.375"	steel		Two 360° retaining rings	1	25

Body Size	ST-Series Snap-Tite 71-Series Interchange Coupler Seal Kits						
	Part Detail				Seal Kit Contents	Package Qty	
	Part Number	Coupler Style	Seal Material			Bag	Box
1/4"	2ST-SKIT	all	Nitrile		Two seals and anti-extrusion rings	25	200
3/8"	3ST-SKIT	all	Nitrile		Two seals and anti-extrusion rings	25	200
1/2"	4ST-SKIT	all	Nitrile		Two seals and anti-extrusion rings	25	200
3/4"	6ST-SKIT	all	Nitrile		Two seals and anti-extrusion rings	25	200
1"	8ST-SKIT	all	Nitrile		Two seals and anti-extrusion rings	25	200
1"	8ST-SKIT-V2	all	Nitrile		Three seals and two anti-extrusion rings	25	200
2"	16ST-SKIT	all	Nitrile		Three seals and two anti-extrusion rings	10	100

Body Size	ST-Series Snap-Tite 71-Series Interchange Nipple Seal Kits						
	Part Detail				Seal Kit Contents	Package Qty	
	Part Number	Coupler Style	Seal Material			Bag	Box
1/4"	ST2-SKIT	all	Nitrile		Valve O-ring/back-up and adapter O-ring	25	200
3/8"	ST3-SKIT	all	Nitrile		Valve O-ring/back-up and adapter O-ring	25	200
1/2"	ST4-SKIT	all	Nitrile		Valve O-ring/back-up and adapter O-ring	25	200
3/4"	ST6-SKIT	all	Nitrile		Valve O-ring/back-up and adapter O-ring	25	200
1"	ST8-SKIT	all	Nitrile		Valve O-ring/back-up and adapter O-ring	25	200
2"	ST16-SKIT	all	Nitrile		Main valve seal	25	200

# PD-Series Hydraulic Couplings

### Interchange Data:

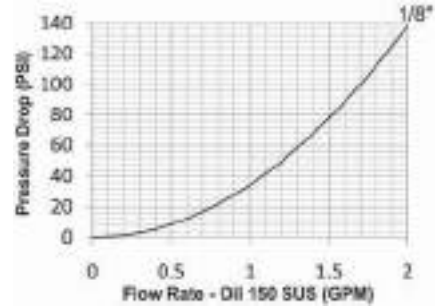
- Interchangeable to ISO15171-1
- Parker PD-Series, Aeroquip FD90, Tomco Series DK

### Seal Components:

- Nitrile (Buna-N) seals are standard, providing a temperature range of -40°F to +250°F (-40°C to +121°C).
- PTFE anti-extrusion ring protects main coupler O-ring from dynamic impulse pressure damage.

### Materials:

- Machined components are manufactured using solid steel bar stock.
- Stainless steel springs. Carbon steel balls and retaining rings.
- Steel nipples are machined from solid steel bar stock and hardened.
- Steel componentry is plated using ROHS Compliant Trivalent Chrome.




### Rated Pressure Chart:


Body Size	PD-Series ISO15171-1 Diagnostic Interchange							
	Steel Coupler/Plug Connected				Steel Plug Disconnected			
	Maximum Working		Burst		Maximum Working		Burst	
	PSI	Bar	PSI	Bar	PSI	Bar	PSI	Bar
1/8"	6,000	400	18,700	1,300	6,000	400	24,000	1,600

### Technical Specifications:

Body Size	Interchange Standards				Functional Parameters				
	U.S. Military	U.S. Government	International Standards	ANSI/NFPA Standards	Locking Ball Quantity	Air Inclusion	Fluid Loss	Vacuum Rating	Flow $\Delta P = 22 \text{ PSI}$
1/8"	-	-	ISO15171-1	SAE J1502	10	0.02	0.1	27.4	0.8



Body Size	PD-Series ISO15171-1 Diagnostic Coupler (Female Threads)											
	Part Detail				Length		Maximum OD		Hex mm	Weight Lb	Package Qty	
	Part Number	Threads	Material		Inch	mm	Inch	mm			Bag	Box
1/8"	1PDF1	1/8" - 27 NPT	steel		2.13	54.102	0.98	24.892	21	0.18	10	100
1/8"	1PDF2	1/4" - 18 NPT	steel		2.13	54.102	0.98	24.892	21	0.16	10	100



Body Size	PD-Series ISO15171-1 Diagnostic Nipple (Female Threads)											
	Part Detail				Length		Maximum OD		Hex mm	Weight Lb	Package Qty	
	Part Number	Threads	Material		Inch	mm	Inch	mm			Bag	Box
1/8"	PD1F1	1/8" - 27 NPT	steel		1.88	47.752	0.76	19.304	17	0.04	10	100
1/8"	PD1F2	1/4" - 18 NPT	steel		1.88	47.752	0.76	19.304	17	0.04	10	100

## PD-Series Hydraulic Couplings



Body Size	PD-Series ISO15171-1 Diagnostic Coupler (Male Threads)											
	Part Detail				Length		Maximum OD		Hex mm	Weight Lb	Package Qty	
	Part Number	Threads	Material		Inch	mm	Inch	mm			Bag	Box
1/8"	1PDM2	1/4" - 18 NPT	steel		2.28	57.9	0.98	24.9	21	0.18	10	100



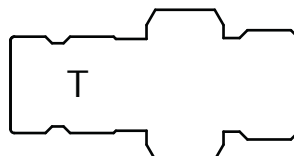
Body Size	PD-Series ISO15171-1 Diagnostic Nipple (Male Threads)											
	Part Detail				Length		Maximum OD		Hex mm	Weight Lb	Package Qty	
	Part Number	Threads	Material		Inch	mm	Inch	mm			Bag	Box
1/8"	PD1M1	1/8" - 27 NPT	steel		1.98	50.292	0.76	19.304	17	0.05	10	100
1/8"	PD1M2	1/4" - 18 NPT	steel		1.48	37.592	0.76	19.304	17	0.04	10	100



Body Size	PD-Series ISO15171-1 Diagnostic Nipple (Male ORB Threads)											
	Part Detail				Length		Maximum OD		Hex mm	Weight Lb	Package Qty	
	Part Number	Threads	Material		Inch	mm	Inch	mm			Bag	Box
1/8"	PD1OM2	7/16" - 20 ORB	steel		1.93	49.0	0.76	19.304	17	0.06	10	100
1/8"	PD1OM3	9/16" - 18 ORB	steel		1.48	37.592	0.76	19.304	17	0.06	10	100

Body Size	PD-Series Nipple Dust Cap											
	Part Detail				Package Qty							
	Part Number	Material			Bag				Box			
1/8"	H1DC	Nitrile		5				50				

### PD Series Profile



# VEP-Series Hydraulic Couplings

## Interchange Data:

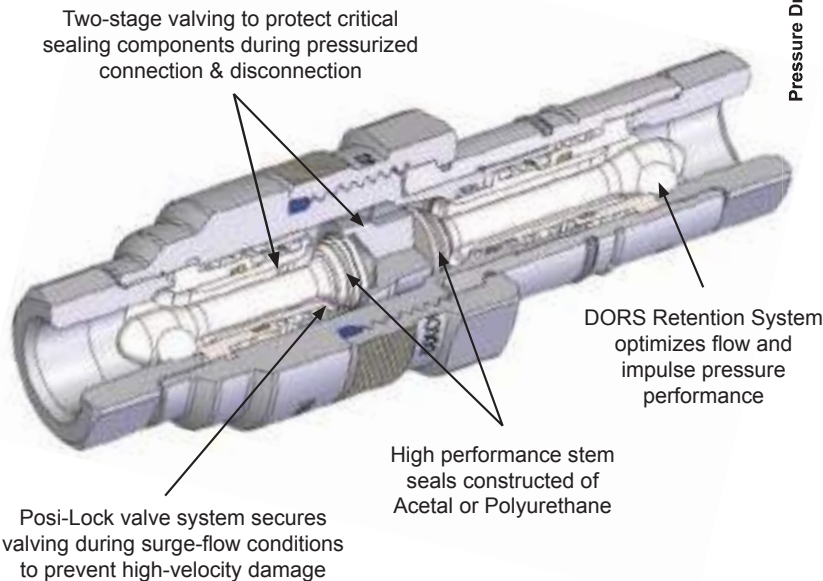
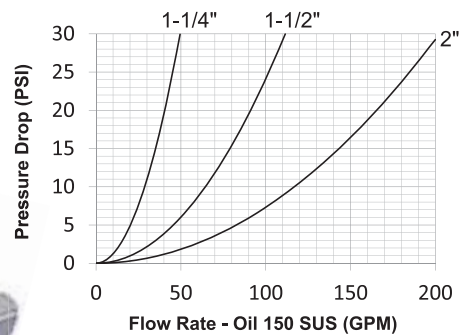
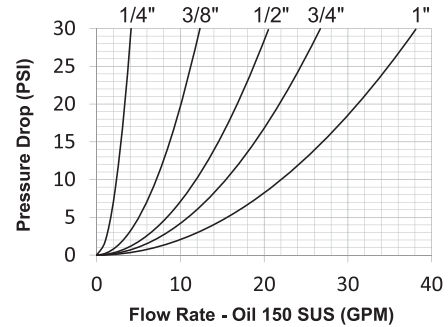
- Interchangeable with Stucchi VEP-P/VEP-HD Series, DNP PST4/FSI Series, Voswinkel FT Series, Parker FET-Series, and Holmbury HFT Series.

## Seal Components:

- Nipples have Nitrile-Energized PTFE valve seals, with a temperature range of -40°F to +250°F (-40°C to +121°C)
- 3/8" nipples have molded Polyurethane valve seals, with a temperature range of -65°F to +212°F (-54°C to +100°C)
- 1/4" to 3/4" valve stems have molded Acetal seals, with a temperature range of -65°F to +212°F (-54°C to +100°C)
- 1" to 2" valve stems have molded Polyurethane seals, with a temperature range of -65°F to +212°F (-54°C to +100°C)
- Ancillary coupler and nipple seals are Nitrile (Buna-N), with a temperature range of -40°F to +250°F (-40°C to +121°C)
- TPC-ET Anti-Extrusion ring protects main coupling valve seal from dynamic impulse pressure damage

## Materials:

- Machined components are manufactured using solid steel bar stock
- Stainless steel retaining rings and springs maximize corrosion resistance and extend service life
- Steel componentry is plated using ROHS Compliant Zinc Nickel for superior corrosion resistance.



## Rated Pressure Chart:

Body Size	P-Series Interchange															
	Pressure Rating				Burst Pressure						Max. Pressure Connect <sup>3</sup>		Max. Pressure Disconnect <sup>3</sup>		Rated Flow $\Delta P=21.75\text{psi}$	
	ISO Working		Max. Impulse <sup>2</sup>		Connected		Coupler		Plug		PSI	MPa	PSI	MPa	GPM	L/min
	PSI	MPa	PSI	MPa	PSI	MPa	PSI	MPa	PSI	MPa	PSI	MPa	PSI	MPa		
1/4"	6,000	40	9,000	62	24,000	165	22,000	152	22,000	152	5,500	38	5,500	38	3.5	13
3/8"	5,500	38	8,000	55	22,000	152	18,000	124	20,000	138	4,500	31	4,500	31	10.5	40
1/2"	5,500	38	8,000	55	22,000	152	18,000	124	20,000	138	4,500	31	4,500	31	17.5	66
3/4"	5,500	38	8,000	55	22,000	152	18,000	124	20,000	138	4,500	31	4,500	31	22.7	85
1"	5,500	38	7,500	52	22,000	152	14,500	100	20,000	138	3,625	25	3,625	25	32.5	123
1-1/4"	5,000	35	7,000	48	20,000	138	14,500	100	16,000	110	3,625	25	3,625	25	46.4	174
1-1/2"	4,500	31	5,800	40	18,000	124	12,000	83	14,500	100	3,000	21	3,000	21	95.0	360
2"	4,000	28	5,000	35	18,000	124	12,000	83	14,500	100	3,000	21	3,000	21	172.5	653

<sup>1</sup> Couplings Impulse tested in accordance with ISO7241-2 for 1,000,000 cycles connected and 100,000 cycles disconnected at 133% of ISO Working Pressure.

<sup>2</sup> Couplings Impulse tested in accordance with ISO7241-2 for 100,000 cycles connected and disconnected at Maximum Impulse pressure listed

<sup>3</sup> System temperature for Maximum Connect/Disconnect Pressure must not exceed 150°F (65°C)

# VEP-Series Hydraulic Couplings

## How to Connect & Disconnect the VEP-Series Coupling

1. Prior to connecting, thoroughly clean all mating surfaces and threads on both halves, then pull the coupler sleeve forward.
2. To initiate the connection, align the coupler and plug, pushing/turning the coupler sleeve towards the plug while engaging the threads. Keep the mating halves aligned during the connection process.
3. Allow the threads to pull the coupler onto the plug, do not push the coupler onto the plug.
4. The first phase of the connection should be threaded by hand, without the use of tools. Please note the connection sleeve may seize when dirt and debris accumulate in the threads - wipe away debris with a cloth, compressed air, or a brush.
5. The second phase of the connection may require a wrench if the pressure is higher than anticipated.
6. Continue to thread the coupler sleeve onto the plug until the end of the sleeve meets the plug body.
7. To disconnect, use a wrench to break the coupler sleeve free and keep the mating halves aligned during the disconnection process.



Body Size	P-Series Interchange Coupler (Female Threads)									
	Part Detail		Length		Maximum OD		Hex mm	Weight Lb	Box Qty	
	Part Number	Threads	Inch	mm	Inch	mm				
1/4"	2VEPF2	1/4" - 18 NPTF	2.14	54.4	1.49	37.8	22	0.49	20	
1/4"	2VEPBF2	1/4" - 19 BSPP	2.14	54.4	1.49	37.8	22	0.49	20	
1/4"	2VEPOF3	9/16" - 18 ORB	2.14	54.4	1.49	37.8	22	0.49	20	
3/8"	3VEPF3	3/8" - 18 NPTF	2.55	64.8	1.62	41.1	25	0.63	20	
3/8"	3VEPBF3	3/8" - 19 BSPP	2.55	64.8	1.62	41.1	25	0.63	20	
3/8"	3VEPOF4	3/4" - 16 ORB	2.77	70.4	1.62	41.1	25	0.67	20	
3/8"	3VEPF4	1/2" - 14 NPTF	2.77	70.4	1.62	41.1	28	0.66	20	
3/8"	3VEPBF4	1/2" - 14 BSPP	2.77	70.4	1.62	41.1	28	0.66	20	
1/2"	4VEPF4	1/2" - 14 NPTF	3.08	78.2	1.98	50.3	30	1.36	15	
1/2"	4VEPBF4	1/2" - 14 BSPP	3.08	78.2	1.98	50.3	30	1.36	15	
1/2"	4VEPOF4	3/4" - 16 ORB	3.08	78.2	1.98	50.3	30	1.38	15	
1/2"	4VEPOF5	7/8" - 14 ORB	3.18	80.8	1.98	50.3	32	1.43	15	
1/2"	4VEPF6	3/4" - 14 NPTF	3.38	85.9	1.98	50.3	38	1.57	15	
1/2"	4VEPBF6	3/4" - 14 BSPP	3.38	85.9	1.98	50.3	38	1.57	15	
1/2"	4VEPOF6	1-1/16" - 12 ORB	3.58	90.9	1.98	50.3	38	1.59	15	
3/4"	6VEPF6	3/4" - 14 NPTF	3.37	85.6	2.19	55.6	38	1.70	1	
3/4"	6VEPBF6	3/4" - 14 BSPP	3.37	85.6	2.19	55.6	38	1.70	1	
3/4"	6VEPOF6	1-1/16" - 12 ORB	3.37	85.6	2.19	55.6	38	1.70	1	
1"	8VEPF8	1" - 11 1/2 NPTF	3.89	98.8	2.46	62.5	44	2.44	1	
1"	8VEPBF8	1" - 11 BSPP	3.89	98.8	2.46	62.5	44	2.44	1	
1"	8VEPOF8	1-5/16" - 12 ORB	3.89	98.8	2.46	62.5	44	2.44	1	
1-1/4"	10VEPF10	1-1/4" - 11 1/2 NPTF	4.40	111.8	2.70	68.6	55	3.76	1	
1-1/4"	10VEPBF10	1-1/4" - 11 BSPP	4.40	111.8	2.70	68.6	55	3.76	1	
1-1/4"	10VEPOF10	1-5/8" - 12 ORB	4.40	111.8	2.70	68.6	55	3.75	1	
1-1/2"	12VEPF12	1-1/2" - 11 1/2 NPTF	5.28	134.1	3.74	95.0	63	9.09	1	
1-1/2"	12VEPBF12	1-1/2" - 11 BSPP	5.28	134.1	3.74	95.0	63	9.09	1	
1-1/2"	12VEPOF12	1-7/8" - 12 ORB	5.28	134.1	3.74	95.0	63	9.10	1	
2"	16VEPF16	2" - 11 1/2 NPTF	9.42	239.3	7.39	187.7	89	33.56	1	
2"	16VEPBF16	2" - 11 BSPP	9.42	239.3	7.39	187.7	89	33.56	1	
2"	16VEPOF16	2-1/2" - 12 ORB	9.42	239.3	7.39	187.7	89	33.56	1	

## VEP-Series Hydraulic Couplings



Body Size	P-Series Interchange Nipples (Female Threads)									
	Part Detail			Length		Maximum OD		Hex mm	Weight Lb	Box Qty
	Part Number	Threads		Inch	mm	Inch	mm			
1/4"	VEP2F2	1/4" - 18 NPTF		2.67	67.8	1.35	34.3	22	0.53	20
1/4"	VEP2BF2	1/4"-19 BSPP		2.67	67.8	1.35	34.3	22	0.53	20
1/4"	VEP2OF3	9/16" - 18 ORB		2.67	67.8	1.35	34.3	22	0.53	20
3/8"	VEP3F3	3/8" - 18 NPTF		3.28	83.3	1.48	37.6	25	0.76	20
3/8"	VEP3BF3	3/8" - 19 BSPP		3.28	83.3	1.48	37.6	25	0.76	20
3/8"	VEP3OF4	3/4" - 16 ORB		3.50	88.9	1.48	37.6	25	0.79	20
3/8"	VEP3F4	1/2" - 14 NPTF		3.50	88.9	1.48	37.6	28	0.78	20
3/8"	VEP3BF4	1/2" - 14 BSPP		3.50	88.9	1.48	37.6	28	0.78	20
1/2"	VEP4F4	1/2" - 14 NPTF		3.87	98.3	1.86	47.2	30	1.30	10
1/2"	VEP4BF4	1/2" - 14 BSPP		3.87	98.3	1.86	47.2	30	1.30	10
1/2"	VEP4OF4	3/4" - 16 ORB		3.87	98.3	1.86	47.2	30	1.30	10
1/2"	VEP4OF5	7/8" - 14 ORB		3.97	100.8	1.86	47.2	32	1.35	10
1/2"	VEP4F6	3/4" - 14 NPTF		4.07	103.4	1.86	47.2	38	1.49	10
1/2"	VEP4BF6	3/4" - 14 BSPP		4.07	103.4	1.86	47.2	38	1.49	10
1/2"	VEP4OF6	1-1/16" - 12 ORB		4.27	108.5	1.86	47.2	38	1.51	10
3/4"	VEP6F6	3/4" - 14 NPTF		4.12	104.6	1.98	50.3	38	1.84	1
3/4"	VEP6BF6	3/4" - 14 BSPP		4.12	104.6	1.98	50.3	38	1.84	1
3/4"	VEP6OF6	1-1/16" - 12 ORB		4.12	104.6	1.98	50.3	38	1.84	1
1"	VEP8F8	1" - 11 1/2 NPTF		4.95	125.7	2.20	55.9	44	2.65	1
1"	VEP8BF8	1" - 11 BSPP		4.95	125.7	2.20	55.9	44	2.65	1
1"	VEP8OF8	1-5/16" - 12 ORB		4.95	125.7	2.20	55.9	44	2.65	1
1-1/4"	VEP10F10	1-1/4" - 11 1/2 NPTF		5.43	137.9	2.73	69.3	55	3.18	1
1-1/4"	VEP10BF10	1-1/4" - 11 BSPP		5.43	137.9	2.73	69.3	55	3.18	1
1-1/4"	VEP10OF10	1-5/8" - 12 ORB		5.43	137.9	2.73	69.3	55	3.17	1
1-1/2"	VEP12F12	1-1/2" - 11 1/2 NPTF		6.63	168.4	3.74	95.0	63	9.02	1
1-1/2"	VEP12BF12	1-1/2" - 11 BSPP		6.63	168.4	3.74	95.0	63	9.02	1
1-1/2"	VEP12OF12	1-7/8" - 12 ORB		6.63	168.4	3.74	95.0	63	9.03	1
2"	VEP16F16	2" - 11 1/2 NPTF		11.08	281.4	5.70	144.8	89	28.35	1
2"	VEP16BF16	2" - 11 BSPP		11.08	281.4	5.70	144.8	89	28.35	1
2"	VEP16OF16	2-1/2" - 12 ORB		11.08	281.4	5.70	144.8	89	28.35	1

Body Size	P-Series Rigid Dust Plug				
	Part Number		Weight Lb	Package Qty	
				Bag	Box
1/4"	2VEPDP-A		0.06	5	50
3/8"	3VEPDP-A		0.13	5	50
1/2"	4VEPDP-A		0.13	5	25
3/4"	6VEPDP-A		0.19	5	25
1"	8VEPDP-A		0.31	-	10
1-1/4"	10VEPDP-A		0.38	-	10
1-1/2"	12VEPDP-A		1.00	-	5
2"	16VEPDP-A		3.80	-	1



Body Size	P-Series Rigid Dust Cap				
	Part Number		Weight Lb	Package Qty	
				Bag	Box
1/4"	VEP2DC-A		0.06	5	50
3/8"	VEP3DC-A		0.13	5	50
1/2"	VEP4DC-A		0.16	5	50
3/4"	VEP6DC-A		0.25	5	25
1"	VEP8DC-A		0.38	-	10
1-1/4"	VEP10DC-A		0.63	-	10
1-1/2"	VEP12DC-A		1.50	-	5
2"	VEP16DC-A		4.00	-	1



VEP Series dust caps and plus are aluminum with a steel cable

# W-Series Hydraulic Couplings

## Interchange Data:

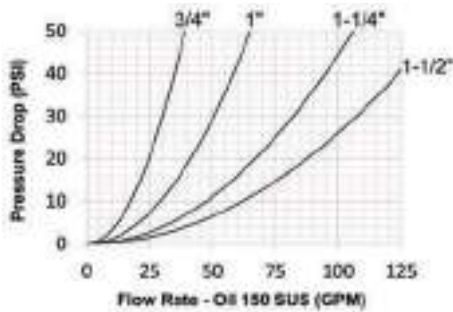
- Aeroquip 5100-Series, Parker 6100-Series
- Snap-Tite 78-Series, Faster Series-FB, Safeway S51-Series

## Materials:

- Machined components are manufactured using solid steel and brass bar stock.
- Stainless steel retaining rings, and springs maximize corrosion resistance and extend service life.
- Steel componentry is plated using ROHS Compliant Trivalent Chrome.
- Rugged steel wing nut for threaded connect and disconnect operation.
- For steel models, coupler valve sleeve and nipple valve are constructed of brass.

## Seal Components:

- Nitrile (Buna-N) seals are standard, providing a temperature range of -40°F to +250°F (-40°C to +121°C).
- Couplings have a TPC-ET back-up ring on the valve sleeve to extend service life.
- Main coupler valve has a bonded face-seal to improve seal integrity during pressurized connection/disconnection.
- Nipple valve seal is crimped to improve seal integrity and prolong service life.
- External O-ring on plug indicates full connection and acts as a contamination shield in connected mode.
- Redundant O-ring on the coupler body will engage nipple for secondary sealing support.



## Rated Pressure Chart:

Body Size	-Series Wingstyle Interchange (Connected)			
	Coupler/Plug			
	Maximum Working		Burst	
	PSI	Bar	PSI	Bar
3/4"	3,000	207	13,000	897
1"	4,000	276	16,000	1,103
1-1/4"	3,000	207	12,000	828
1-1/2"	2,500	172	10,000	690

## Technical Specifications:

Body Size	Interchange Standards				Functional Parameters				
	U.S. Military	U.S. Government	International Standards	ANSI/NFPA Standards	Locking Mechanism	Air Inclusion	Fluid Loss	Vacuum Inch HG	Flow $\Delta P = 32 \text{ PSI}$
3/4"	-	-	-	-	Threaded	0.34cc	0.26cc	27.4	31 GPM
1"	-	-	-	-	Threaded	0.50cc	0.35cc	27.4	52 GPM
1-1/4"	-	-	-	-	Threaded	0.68cc	0.70cc	27.4	85 GPM
1-1/2"	-	-	-	-	Threaded	0.60cc	0.94cc	27.4	110 GPM

\*\*Impulse Testing conducted in accordance with ISO7241-2 at 133% of Working Pressure for 1,000,000 cycles both connected and disconnected.

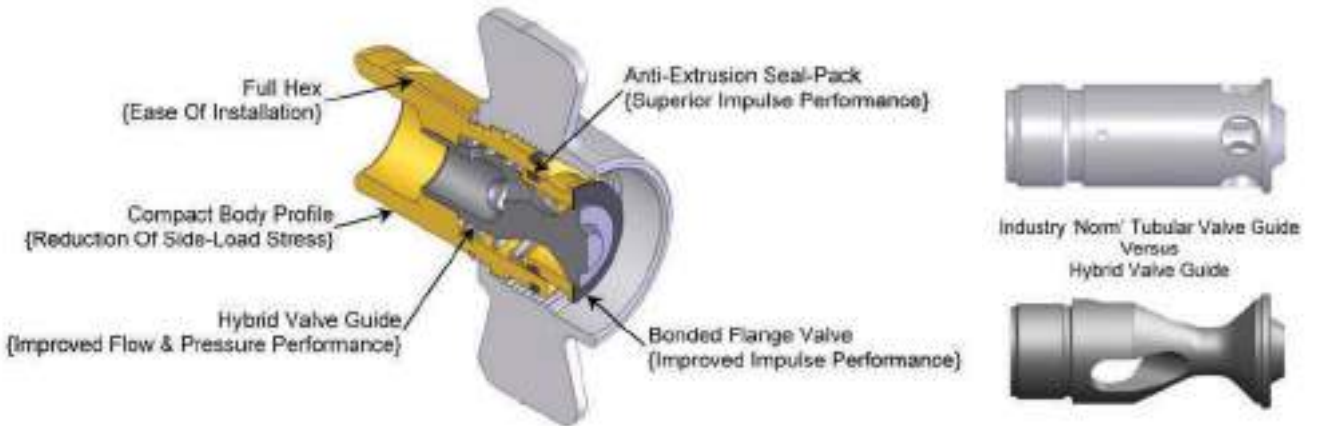
Although the wingstyle couplings are able to connect and disconnect while under pressure, it is recommended that hydraulic power supply be de-energized during connection to ensure operator safety. If it is not possible to de-energize the circuit, operators must be aware of their surroundings to ensure that an attachment or tool does not put them at risk, once hydraulic power is applied during the connection process.



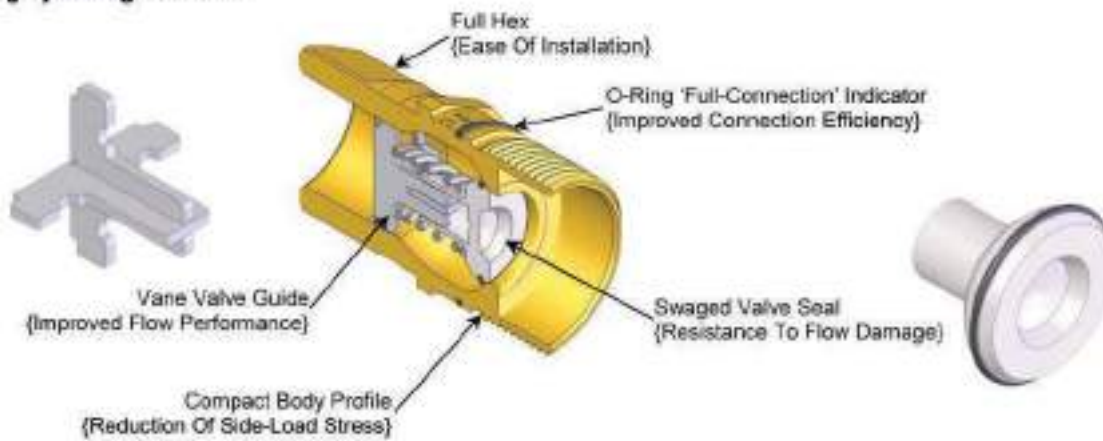
W-Series couplings are not recommended for continuous hydraulic impulse applications at rated pressures.

# W-Series Hydraulic Couplings

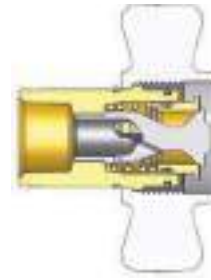
## Wingstyle Socket Features



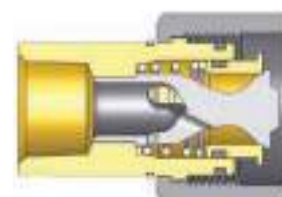
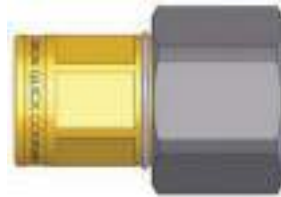
## Wingstyle Plug Features



## W-Series Hydraulic Couplings

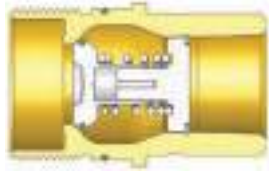


Body Size	-Series Kingstyle Interchange Coupler (Female Threads)											
	Part Detail				Length		Maximum OD		Flats Inch	Weight Lb	Package Qty	
	Part Number	Threads	Material		Inch	mm	Inch	mm			Bag	Box
3/4"	6WF4-B	1/2" - 14 NPTF	brass		2.73	69.3	4.09	103.9	1-5/32"	1.20	-	10
3/4"	6WBF4-B	1/2" - 14 BSPP	brass		2.73	69.3	4.09	103.9	1-5/32"	1.20	-	10
3/4"	6WF6-B	3/4" - 14 NPTF	brass		2.73	69.3	4.09	103.9	1-5/32"	1.20	-	10
3/4"	6WBF6-B	3/4" - 14 BSPP	brass		2.73	69.3	4.09	103.9	1-5/32"	1.20	-	10
1"	8WF8-B	1" - 11 1/2 NPTF	brass		3.33	84.6	4.49	114.0	1-15/32"	1.90	-	10
1"	8WF8	1" - 11 1/2 NPTF	steel		3.33	84.6	4.49	114.0	1-15/32"	1.95	-	10
1"	8WBF8-B	1" - 11 BSPP	brass		3.33	84.6	4.49	114.0	1-15/32"	1.90	-	10
1-1/4"	10WF10-B	1-1/4" - 11 1/2 NPTF	brass		3.64	92.5	5.27	133.9	1-25/32"	3.00	-	5
1-1/4"	10WBF10-B	1-1/4" - 11 BSPP	brass		3.64	92.5	5.27	133.9	1-25/32"	3.00	-	5
1-1/2"	12WF12-B	1-1/2" - 11 1/2 NPTF	brass		3.67	93.2	5.35	135.9	2-7/64"	3.60	-	5
1-1/2"	12WBF12-B	1-1/2" - 11 BSPP	brass		4.08	103.6	5.35	135.9	2-7/64"	3.60	-	5



Body Size	-Series Kingstyle Interchange e-Nut Coupler (Female Threads)											
	Part Detail				Length		Maximum OD		Flats Inch	Weight Lb	Package Qty	
	Part Number	Threads	Material		Inch	mm	Inch	mm			Bag	Box
3/4"	6WF4-B-HN	1/2" - 14 NPTF	brass		2.73	69.3	1.92	48.8	1-5/32"	1.05	-	10
3/4"	6WBF4-B-HN	1/2" - 14 BSPP	brass		2.73	69.3	1.92	48.8	1-5/32"	1.05	-	10
3/4"	6WF6-B-HN	3/4" - 14 NPTF	brass		2.73	69.3	1.92	48.8	1-5/32"	1.05	-	10
3/4"	6WBF6-B-HN	3/4" - 14 BSPP	brass		2.73	69.3	1.92	48.8	1-5/32"	1.05	-	10
1"	8WF8-B-HN	1" - 11 1/2 NPTF	brass		3.33	84.6	2.33	59.2	1-15/32"	1.70	-	10
1"	8WF8-HN	1" - 11 1/2 NPTF	steel		3.33	84.6	2.33	59.2	1-15/32"	1.75	-	10
1"	8WBF8-B-HN	1" - 11 BSPP	brass		3.33	84.6	2.33	59.2	1-15/32"	1.70	-	10
1-1/4"	10WF10-B-HN	1-1/4" - 11 1/2 NPTF	brass		3.64	92.5	2.75	69.9	1-25/32"	2.70	-	5
1-1/4"	10WBF10-B-HN	1-1/4" - 11 BSPP	brass		3.64	92.5	2.75	69.9	1-25/32"	2.70	-	5
1-1/2"	12WF12-B-HN	1-1/2" - 11 1/2 NPTF	brass		3.67	93.2	3.01	76.5	2-7/64"	3.15	-	5
1-1/2"	12WBF12-B-HN	1-1/2" - 11 BSPP	brass		3.67	93.2	3.01	76.5	2-7/64"	3.15	-	5

## W-Series Hydraulic Couplings



Body Size	-Series Kingstyle Interchange Nipple (Female Threads)											
	Part Detail				Length		Maximum OD		Hex Inch	Weight Lb	Package Qty	
	Part Number	Threads	Material		Inch	mm	Inch	mm			Bag	Box
3/4"	W6F4-B	1/2" - 14 NPTF	brass		2.85	72.4	1.75	44.5	1-5/16"	0.82	-	10
3/4"	W6BF4-B	1/2" - 14 BSPP	brass		2.85	72.4	1.75	44.5	1-5/16"	0.82	-	10
3/4"	W6F6-B	3/4" - 14 NPTF	brass		2.85	72.4	1.75	44.5	1-5/16"	0.79	-	10
3/4"	W6BF6-B	3/4" - 14 BSPP	brass		2.85	72.4	1.75	44.5	1-5/16"	0.79	-	10
1"	W8F8-B	1" - 11 1/2 NPTF	brass		3.15	80.0	2.00	50.8	1-9/16"	1.10	-	10
1"	W8F8	1" - 11 1/2 NPTF	steel		3.15	80.0	2.00	50.8	1-9/16"	1.10	-	10
1"	W8BF8-B	1" - 11 BSPP	brass		3.15	80.0	2.00	50.8	1-9/16"	1.10	-	10
1-1/4"	W10F10-B	1-1/4" - 11 1/2 NPTF	brass		3.39	86.1	2.37	60.2	1-15/16"	1.40	-	5
1-1/4"	W10BF10-B	1-1/4" - 11 BSPP	brass		3.39	86.1	2.37	60.2	1-15/16"	1.40	-	5
1-1/2"	W12F12-B	1-1/2" - 11 1/2 NPTF	brass		3.74	95.0	2.73	69.3	2-1/4"	2.26	-	5
1-1/2"	W12BF12-B	1-1/2" - 11 BSPP	brass		3.74	95.0	2.73	69.3	2-1/4"	2.26	-	5



nipple not included with flange

Body Size	-Series Kingstyle Interchange Nipple Mounting Flange						
	Part Detail				Weight Lb	Package Qty	
	Part Number	Bolt Hole Size	Material			Bag	Box
3/4"	W6-BMF	0.201"	steel		0.07	5	50
1"	W8-BMF	0.201"	steel		0.07	5	50
1-1/4"	W10-BMF	0.201"	steel		0.29	5	50
1-1/2"	W12-BMF	0.201"	steel		0.76	5	50

## W-Series Hydraulic Couplings



Body Size	-Series Ringstyle Interchange Coupler Rigid Dust Plug						
	Part Detail				Weight Lb	Package Qty	
	Part Number	Lanyard	Body			Bag	Box
3/4"	6WDP	steel cable	steel		0.31	10	50
1"	8WDP	steel cable	steel		0.48	10	50
1-1/4"	10WDP	steel cable	steel		0.61	5	25
1-1/2"	12WDP	steel cable	steel		1.20	-	20



Body Size	-Series Ringstyle Interchange Nipple Rigid Dust Cap						
	Part Detail				Weight Lb	Package Qty	
	Part Number	Lanyard	Body			Bag	Box
3/4"	W6DC	steel cable	steel		0.36	10	50
1"	W8DC	steel cable	steel		0.37	10	50
1-1/4"	W10DC	steel cable	steel		0.62	5	25
1-1/2"	W12DC	steel cable	steel		1.03	-	20

Body Size	-Series Ringstyle Interchange Coupler Repair Kits						
	Part Detail				Repair Kit Contents (for one coupler)	Package Qty	
	Part Number	Coupler Style	Seal Material			Bag	Box
3/4"	6W-RKIT-V2	all	Nitrile		Bonded valve, O-rings, and PTFE backup	1	25
1"	8W-RKIT-V2	all	Nitrile		Bonded valve, O-rings, and PTFE backup	1	25
1-1/4"	10W-RKIT-V2	all	Nitrile		Bonded valve, O-rings, and PTFE backup	1	25
1-1/2"	12W-RKIT-V2	all	Nitrile		Bonded valve, O-rings, and PTFE backup	1	25

Body Size	-Series Ringstyle Interchange Nipple Repair Kits						
	Part Detail				Repair Kit Contents (for one coupler)	Package Qty	
	Part Number	Coupler Style	Seal Material			Bag	Box
3/4"	W6-RKIT-V2	all	Nitrile		Valve assembly and O-ring	1	25
1"	W8-RKIT-V2	all	Nitrile		Valve assembly and O-ring	1	25
1-1/4"	W10-RKIT-V2	all	Nitrile		Valve assembly and O-ring	1	25
1-1/2"	W12-RKIT-V2	all	Nitrile		Valve assembly and O-ring	1	25

# WS-Series Hydraulic Couplings

### Interchange Data:

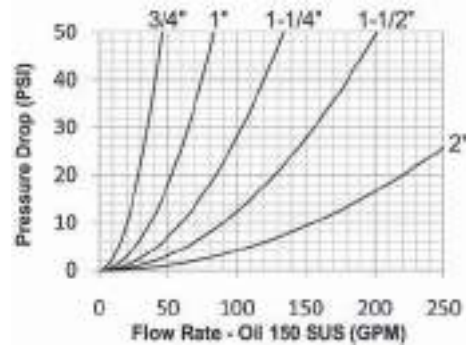
- Snap-Tite 75-Series, Hydraulics Inc. Series-5TV, DNP VFF-HD, Stucchi VOF, Faster OGV, Eaton FD85, Holmbury LC

### Materials:

- Machined components are manufactured using solid steel or 316 stainless steel bar stock.
- Stainless steel retaining rings, and springs maximize corrosion resistance and extend service life.
- Steel componentry is plated using ROHS Compliant Zinc Nickel for superior corrosion resistance.
- Rugged high-strength steel sand-cast wing nut for threaded connect and disconnect operation.
- 316 stainless steel nipple connection-threads are coated to prevent galling during connection/disconnection.

### Seal Components:

- Nitrile (Buna-N) seals are standard, providing a temperature range of -40°F to +250°F (-40°C to +121°C).
- PTFE anti-extrusion ring protects main coupling O-ring from dynamic impulse pressure damage.
- Main valve seal is 'housed' to improve seal integrity during pressurized connection/disconnection.



### Rated Pressure Chart:

Body Size	S-Series High Pressure Wingstyle Interchange (Connected)							
	Steel Coupler/Plug				3 SS Coupler/Plug			
	Maximum Working		Burst		Maximum Working		Burst	
	PSI	Bar	PSI	Bar	PSI	Bar	PSI	Bar
3/4"	5,000	345	32,800	2,200	3,000	200	20,000	1,400
1"	5,000	345	25,100	1,700	3,000	200	20,000	1,400
1-1/4"	5,000	345	25,100	1,700	3,000	200	15,000	1,000
1-1/2"	5,000	345	20,000	1,400	3,000	200	15,000	1,000
2"	5,000	345	15,000	1,000	3,000	200	15,000	1,000

### Technical Specifications:

Body Size	Interchange Standards				Functional Parameters				
	U.S. Military	U.S. Government	International Standards	ANSI/NFPA Standards	Locking Mechanism	Air Inclusion	Fluid Loss	Vacuum Inch HG	Flow $\Delta P = 30 \text{ PSI}$
3/4"	-	-	-	-	Threaded	10cc	10cc	27.4	35 GPM
1"	-	-	-	-	Threaded	23cc	15cc	27.4	65 GPM
1-1/4"	-	-	-	-	Threaded	50cc	30cc	27.4	105 GPM
1-1/2"	-	-	-	-	Threaded	100cc	60cc	27.4	160 GPM
2"	-	-	-	-	Threaded	200cc	135cc	27.4	270 GPM

## WS-Series Hydraulic Couplings



Body Size	S-Series High Pressure Single Style Interchange Coupler (Female Threads)											
	Part Detail				Length		Maximum OD		Hex Inch	Weight Lb	Package Qty	
	Part Number	Threads	Material		Inch	mm	Inch	mm			Bag	Box
3/4"	6WSF4	1/2" - 14 NPTF	steel		2.76	70.1	3.23	82.0	-	1.86	-	5
3/4"	6WSF6	3/4" - 14 NPTF	steel		2.76	70.1	3.23	82.0	-	1.80	-	5
3/4"	6WSF6-SS	3/4" - 14 NPTF	316 stainless		2.76	70.1	3.23	82.0	-	1.80	-	5
3/4"	6WSBF6	3/4" - 14 BSPP	steel		2.76	70.1	3.23	82.0	-	1.80	-	5
3/4"	6WSBF6-SS	3/4" - 14 BSPP	316 stainless		2.76	70.1	3.23	82.0	-	1.80	-	5
3/4"	6WSOF6	1-1/16" - 12 ORB	steel		2.76	70.1	3.23	82.0	-	1.78	-	5
1"	8WSF8	1" - 11 1/2 NPTF	steel		3.45	87.6	4.00	101.6	-	3.30	-	5
1"	8WSF8-SS	1" - 11 1/2 NPTF	316 stainless		3.45	87.6	4.00	101.6	-	3.30	-	5
1"	8WSBF8	1" - 11 BSPP	steel		3.45	87.6	4.00	101.6	-	3.30	-	5
1"	8WSBF8-SS	1" - 11 BSPP	316 stainless		3.45	87.6	4.00	101.6	-	3.30	-	5
1"	8WSOF8	1-5/16" - 12 ORB	steel		3.45	87.6	4.00	101.6	-	3.26	-	5
1-1/4"	10WSF10	1-1/4" - 11 1/2 NPTF	steel		4.40	111.8	4.65	118.1	-	5.70	-	1
1-1/4"	10WSF10-SS	1-1/4" - 11 1/2 NPTF	316 stainless		4.40	111.8	4.65	118.1	-	5.70	-	1
1-1/4"	10WSBF10	1-1/4" - 11 BSPP	steel		4.40	111.8	4.65	118.1	-	5.70	-	1
1-1/4"	10WSBF10-SS	1-1/4" - 11 BSPP	316 stainless		4.40	111.8	4.65	118.1	-	5.70	-	1
1-1/4"	10WSOF10	1-5/8" - 12 ORB	steel		4.40	111.8	4.65	118.1	-	5.68	-	1
1-1/2"	12WSF12	1-1/2" - 11 1/2 NPTF	steel		5.13	130.3	5.43	137.9	-	8.90	-	1
1-1/2"	12WSF12-SS	1-1/2" - 11 1/2 NPTF	316 stainless		5.13	130.3	5.43	137.9	-	8.90	-	1
1-1/2"	12WSBF12	1-1/2" - 11 BSPP	steel		5.13	130.3	5.43	137.9	-	8.90	-	1
1-1/2"	12WSBF12-SS	1-1/2" - 11 BSPP	316 stainless		5.13	130.3	5.43	137.9	-	8.90	-	1
1-1/2"	12WSOF12	1-7/8" - 12 ORB	steel		5.13	130.3	5.43	137.9	-	8.87	-	1
2"	16WSF16	2" - 11 1/2 NPTF	steel		6.09	154.7	6.73	170.9	-	17.10	-	1
2"	16WSF16-SS	2" - 11 1/2 NPTF	316 stainless		6.09	154.7	6.73	170.9	-	17.10	-	1
2"	16WSBF16	2" - 11 BSPP	steel		6.09	154.7	6.73	170.9	-	17.10	-	1
2"	16WSBF16-SS	2" - 11 BSPP	316 stainless		6.09	154.7	6.73	170.9	-	17.10	-	1
2"	16WSOF16	2-1/2" - 12 ORB	steel		6.09	154.7	6.73	170.9	-	16.96	-	1



WS coupler with view port example



WS coupler with wrench flats example  
\* Wrench flats may result in reduced pressure performance.

## WS-Series Hydraulic Couplings



Body Size	S-Series High Pressure Interchange Nipple (Female Threads)											
	Part Detail				Length		Maximum OD		Hex Inch	Weight Lb	Package Qty	
	Part Number	Threads	Material		Inch	mm	Inch	mm			Bag	Box
3/4"	WS6F4	1/2" - 14 NPTF	steel		3.27	83.1	1.74	44.2	-	1.23	-	5
3/4"	WS6F6	3/4" - 14 NPTF	steel		3.27	83.1	1.74	44.2	-	1.20	-	5
3/4"	WS6F6-SS	3/4" - 14 NPTF	316 stainless		3.27	83.1	1.74	44.2	-	1.20	-	5
3/4"	WS6BF6	3/4" - 14 BSPP	steel		3.27	83.1	1.74	44.2	-	1.20	-	5
3/4"	WS6BF6-SS	3/4" - 14 BSPP	316 stainless		3.27	83.1	1.74	44.2	-	1.20	-	5
3/4"	WS6OF6	1-1/16" - 12 ORB	steel		3.27	83.1	1.74	44.2	-	1.17	-	5
1"	WS8F8	1" - 11 1/2 NPTF	steel		4.18	106.2	2.25	57.2	-	2.50	-	5
1"	WS8F8-SS	1" - 11 1/2 NPTF	316 stainless		4.18	106.2	2.25	57.2	-	2.50	-	5
1"	WS8BF8	1" - 11 BSPP	steel		4.18	106.2	2.25	57.2	-	2.50	-	5
1"	WS8BF8-SS	1" - 11 BSPP	316 stainless		4.18	106.2	2.25	57.2	-	2.50	-	5
1"	WS8OF8	1-5/16" - 12 ORB	steel		4.18	106.2	2.25	57.2	-	2.46	-	5
1-1/4"	WS10F10	1-1/4" - 11 1/2 NPTF	steel		5.38	136.7	2.63	66.8	-	4.10	-	1
1-1/4"	WS10F10-SS	1-1/4" - 11 1/2 NPTF	316 stainless		5.38	136.7	2.63	66.8	-	4.10	-	1
1-1/4"	WS10BF10	1-1/4" - 11 BSPP	steel		5.38	136.7	2.63	66.8	-	4.10	-	1
1-1/4"	WS10BF10-SS	1-1/4" - 11 BSPP	316 stainless		5.38	136.7	2.63	66.8	-	4.10	-	1
1-1/4"	WS10OF10	1-5/8" - 12 ORB	steel		5.38	136.7	2.63	66.8	-	4.18	-	1
1-1/2"	WS12F12	1-1/2" - 11 1/2 NPTF	steel		5.98	151.9	3.25	82.6	-	6.90	-	1
1-1/2"	WS12F12-SS	1-1/2" - 11 1/2 NPTF	316 stainless		5.98	151.9	3.25	82.6	-	6.90	-	1
1-1/2"	WS12BF12	1-1/2" - 11 BSPP	steel		5.98	151.9	3.25	82.6	-	6.90	-	1
1-1/2"	WS12BF12-SS	1-1/2" - 11 BSPP	316 stainless		5.98	151.9	3.25	82.6	-	6.90	-	1
1-1/2"	WS12OF12	1-7/8" - 12 ORB	steel		5.98	151.9	3.25	82.6	-	6.86	-	1
2"	WS16F16	2" - 11 1/2 NPTF	steel		7.05	179.1	4.00	101.6	-	12.50	-	1
2"	WS16F16-SS	2" - 11 1/2 NPTF	316 stainless		7.05	179.1	4.00	101.6	-	12.50	-	1
2"	WS16BF16	2" - 11 BSPP	steel		7.05	179.1	4.00	101.6	-	12.50	-	1
2"	WS16BF16-SS	2" - 11 BSPP	316 stainless		7.05	179.1	4.00	101.6	-	12.50	-	1
2"	WS16OF16	2-1/2" - 12 ORB	steel		7.05	179.1	4.00	101.6	-	12.44	-	1

## WS-Series Hydraulic Couplings



Body Size	S-Series Coupler Rigid Dust Plug						
	Part Detail			Weight Lb	Package Qty		
	Part Number	Lanyard	Body		Bag	Box	
3/4"	6WSDP-A	steel cable	aluminum	0.31	5	25	
1"	8WSDP-A	steel cable	aluminum	0.48	-	10	
1-1/4"	10WSDP-A	steel cable	aluminum	0.61	-	10	
1-1/2"	12WSDP-A	steel cable	aluminum	0.86	-	5	
2"	16WSDP-A	steel cable	aluminum	1.05	-	5	



Body Size	S-Series Nipple Rigid Dust Cap						
	Part Detail			Weight Lb	Package Qty		
	Part Number	Lanyard	Body		Bag	Box	
3/4"	WS6DC-A	steel cable	aluminum	0.31	5	25	
1"	WS8DC-A	steel cable	aluminum	0.48	-	10	
1-1/4"	WS10DC-A	steel cable	aluminum	0.61	-	10	
1-1/2"	WS12DC-A	steel cable	aluminum	0.86	-	10	
2"	WS16DC-A	steel cable	aluminum	1.05	-	5	

## WS-Series Hydraulic Couplings

Body Size	S-Series High Pressure Ringstyle Interchange Coupler Seal Kits						
	Part Detail				Seal Kit Contents	Package Qty	
	Part Number	Coupler Style	Seal Material			Bag	Box
3/4"	6WS-SKIT	all	Nitrile		Body / valve seals and retaining rings	25	200
1"	8WS-SKIT	all	Nitrile		Body / valve seals and retaining rings	25	200
1-1/4"	10WS-SKIT	all	Nitrile		Body / valve seals and retaining rings	25	100
1-1/2"	12WS-SKIT	all	Nitrile		Body / valve seals and retaining rings	25	100
2"	16WS-SKIT	all	Nitrile		Body / valve seals and retaining rings	25	100

Body Size	S-Series BOP Ringstyle Interchange Coupler Seal Kits						
	Part Detail				Seal Kit Contents	Package Qty	
	Part Number	Coupler Style	Seal Material			Bag	Box
3/4"	6BOP-SKIT	all	FR FKM		Body / valve seals and retaining rings	25	200
1"	8BOP-SKIT	all	FR FKM		Body / valve seals and retaining rings	25	200
1-1/4"	10BOP-SKIT	all	FR FKM		Body / valve seals and retaining rings	25	100
1-1/2"	12BOP-SKIT	all	FR FKM		Body / valve seals and retaining rings	25	100
2"	16BOP-SKIT	all	FR FKM		Body / valve seals and retaining rings	25	100

Body Size	S-Series High Pressure Ringstyle Interchange Coupler Repair Kits						
	Part Detail				Repair Kit Contents (for one coupler or nipple)	Package Qty	
	Part Number	Coupler Style	Seal Material			Bag	Box
3/4"	6WS-RKIT	all	Nitrile		Valve assembly, O-ring, and PTFE B.U.	1	25
1"	8WS-RKIT	all	Nitrile		Valve assembly, O-ring, and PTFE B.U.	1	25
1-1/4"	10WS-RKIT	all	Nitrile		Valve assembly, O-ring, and PTFE B.U.	1	25
1-1/2"	12WS-RKIT	all	Nitrile		Valve assembly, O-ring, and PTFE B.U.	1	25
2"	16WS-RKIT	all	Nitrile		Valve assembly, O-ring, and PTFE B.U.	1	25

# T-Series Hydraulic Couplings

**Interchange Data:**

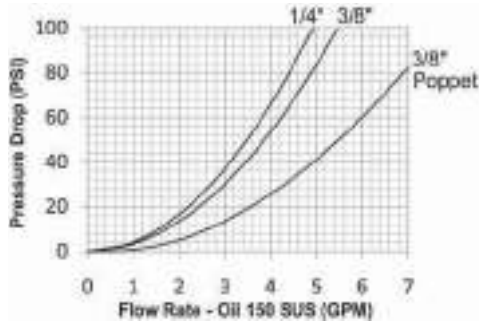
- High Pressure Screw-Together Interchange
- Parker/Pioneer 3000-Series, Enerpac C604, Stucchi IVHP
- Hansen WS56000, Snap-Tite 76-Series, DNP PVM

**Seal Components:**

- Urethane seal is standard in ball valve couplers and provides resistance to extrusion when subjected to high pressure - temperature range -40°F to +180°F (-40°C to +82°C).
- Nitrile seals are standard in poppet valve couplings, providing a temperature range of -40°F to +250°F (-40°C to +121°C).

**Materials:**

- Machined components are manufactured using solid steel or 316 stainless steel bar stock.
- Chrome steel ball valve is mechanically seated to improve low pressure sealing performance.
- Steel nipples are machined from solid high strength steel bar stock.
- Steel componentry is plated using ROHS Compliant Trivalent Chrome.




**Rated Pressure Chart:**

Body Size	T-Series High Pressure Enerpac Interchange (Connected)															
	Steel Ball Coupler/Plug				3 SS Ball Coupler/Plug				Steel Poppet Coupler/Plug				3 SS Poppet Coupler/Plug			
	Max. Working		Burst		Max. Working		Burst		Max. Working		Burst		Max. Working		Burst	
	PSI	Bar	PSI	Bar	PSI	Bar	PSI	Bar	PSI	Bar	PSI	Bar	PSI	Bar	PSI	Bar
1/4"	10,000	700	34,300	2,350	-	-	-	-	-	-	-	-	-	-	-	-
3/8"	10,000	700	30,000	2,050	10,000	700	30,900	2,100	10,000	700	36,800	2,500	10,000	700	36,500	2,500

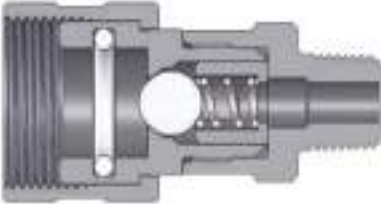
**Technical Specifications:**

Body Size	Interchange Standards				Functional Parameters				
	U.S. Military	U.S. Government	International Standards	ANSI/NFPA Standards	Valve Style	Air Inclusion	Fluid Loss	Vacuum Inch HG	Flow $\Delta P = 60 \text{ PSI}$
1/4"	-	-	ISO14540	-	Ball	0.97	0.56	N/R	3.8 GPM
3/8"	-	-	ISO14540	-	Ball	2.04	0.98	N/R	4.2 GPM
3/8"	-	-	ISO14540	-	Poppet	1.56	0.77	N/R	6 GPM


## T-Series Hydraulic Couplings



Body Size	T-Series High Pressure Ball Interchange Coupler (Female Threads)											
	Part Detail			Length		Maximum OD		Hex Inch	Weight Lb	Package Qty		
	Part Number	Threads	Material	Inch	mm	Inch	mm			Bag	Box	
3/8"	3TF3	3/8" - 18 NPTF	steel	2.83	71.9	1.39	35.3	1"	0.49	5	25	



Body Size	T-Series High Pressure Ball Interchange Coupler (Male Threads)											
	Part Detail			Length		Maximum OD		Hex Inch	Weight Lb	Package Qty		
	Part Number	Threads	Material	Inch	mm	Inch	mm			Bag	Box	
1/4"	2TM2	1/4" - 18 NPTF	steel	2.36	59.9	1.14	29.0	13/16"	0.25	5	50	
3/8"	3TM3	3/8" - 18 NPTF	steel	2.58	65.6	1.39	35.3	1"	0.49	5	25	
3/8"	3TM3-SS	3/8" - 18 NPT	316 stainless	2.83	71.9	1.39	35.3	1"	0.49	5	25	



Body Size	T-Series High Pressure Pallet Interchange Coupler (Male Threads)											
	Part Detail			Length		Maximum OD		Hex Inch	Weight Lb	Package Qty		
	Part Number	Threads	Material	Inch	mm	Inch	mm			Bag	Box	
3/8"	3TM3-PV	3/8" - 18 NPT	steel	2.78	70.7	1.36	34.5	1"	0.49	5	25	
3/8"	3TM3-SS-PV	3/8" - 18 NPT	316 stainless	2.78	70.7	1.36	34.5	1"	0.49	5	25	



Body Size	T-Series High Pressure Ball Interchange Nipple (Female Threads)											
	Part Detail			Length		Maximum OD		Hex Inch	Weight Lb	Package Qty		
	Part Number	Threads	Material	Inch	mm	Inch	mm			Bag	Box	
1/4"	T2F2	1/4" - 18 NPTF	steel	1.30	33.0	1.12	28.5	3/4"	0.14	5	50	
3/8"	T3F3	3/8" - 18 NPTF	steel	1.56	39.6	1.24	31.5	15/16"	0.23	5	25	
3/8"	T3F3-SS	3/8" - 18 NPT	316 stainless	1.56	39.6	1.24	31.5	15/16"	0.23	5	25	

## T-Series Hydraulic Couplings



Body Size	T-Series High Pressure Pallet Interchange Nipple (Female Threads)											
	Part Detail				Length		Maximum OD		Hex Inch	Weight Lb	Package Qty	
	Part Number	Threads	Material		Inch	mm	Inch	mm			Bag	Box
3/8"	T3F3-PV	3/8" - 18 NPT	steel		1.53	38.9	1.19	30.226	15/16"	0.23	5	25
3/8"	T3F3-SS-PV	3/8" - 18 NPT	316 stainless		1.53	38.9	1.19	30.226	15/16"	0.23	5	25



Body Size	T-Series Coupler Rigid Dust Plug						
	Part Detail				Weight Lb	Package Qty	
	Part Number	Lanyard	Body			Bag	Box
1/4"	2TDP	rubber	steel		0.10	5	50
3/8"	3TDP	rubber	steel		0.16	5	25



Body Size	T-Series Nipple Rigid Dust Cap						
	Part Detail				Weight Lb	Package Qty	
	Part Number	Lanyard	Body			Bag	Box
1/4"	T2DC	steel cable	steel		0.12	5	50
3/8"	T3DC	steel cable	steel		0.19	5	25

Body Size	T-Series High Pressure Interpac Interchange Coupler Seal Kits						
	Part Detail				Seal Kit Contents	Package Qty	
	Part Number	Coupler Style	Seal Material			Bag	Box
1/4"	2T-SKIT	ball valve	urethane		Body seal	25	200
3/8"	3T-SKIT	ball valve	urethane		Body seal	25	200

## CVV-Series Hydraulic Couplings

### Interchange Data:

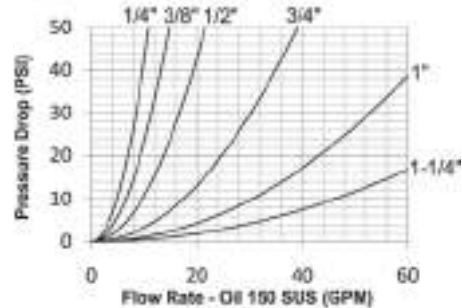
- European Screw-Together Interchange
- Inteva STG-Series, Faster CVV-Series, DNP PVV3, Voswinkel Type-HS

### Materials:

- Machined components are manufactured using solid steel bar stock.
- Steel retaining rings, and springs maximize service life in rugged environments.
- Steel componentry is plated using ROHS Compliant Trivalent Chrome.

### Seal Components:

- Nitrile (Buna-N) seals are standard, providing a temperature range of -13°F to +257°F (-25°C to +125°C).
- Nipples have a PTFE Anti-Extrusion ring to prevent O-ring damage during dynamic impulse service.



### Rated Pressure Chart:

Body Size	CVV-Series European Screw-Together Interchange			
	Coupler/Plug Coupled			
	Maximum Working		Burst	
	PSI	Bar	PSI	Bar
1/4"	6,500	450	26,000	1,800
3/8"	6,500	450	26,000	1,800
1/2"	5,800	400	23,200	1,600
3/4"	5,800	400	23,200	1,600
1"	4,400	300	17,600	1,200
1-1/4"	4,400	300	17,600	1,200

### Technical Specifications:

Body Size	Interchange Standards				Functional Parameters				
	U.S. Military	U.S. Government	International Standards	ANSI/NFPA Standards	Locking Mechanism	Air Inclusion	Fluid Loss	Vacuum Inch HG	Flow $\Delta P = 22 \text{ PSI}$
1/4"	-	-	-	-	Threaded	N/A	N/A	27.4	7 GPM
3/8"	-	-	-	-	Threaded	N/A	N/A	27.4	10 GPM
1/2"	-	-	-	-	Threaded	N/A	N/A	27.4	15 GPM
3/4"	-	-	-	-	Threaded	N/A	N/A	27.4	26 GPM
1"	-	-	-	-	Threaded	N/A	N/A	27.4	45 GPM
1-1/4"	-	-	-	-	Threaded	N/A	N/A	27.4	70 GPM

Note: Threaded sleeves enable easy connection and disconnection while system is under residual pressure only.

## CVV-Series Hydraulic Couplings



Body Size	C-Series Interchange Coupler (Female Threads)											
	Part Detail				Length		Maximum OD		Hex mm	Weight Lb	Package Qty	
	Part Number	Threads	Material		Inch	mm	Inch	mm			Bag	Box
1/4"	2CVVF2	1/4" - 18 NPTF	steel		2.33	59.3	1.34	34.0	19	0.26	10	50
1/4"	2CVVBF2	1/4" - 19 BSPP	steel		2.33	59.3	1.34	34.0	19	0.26	10	50
1/4"	2CVVFM1415	M14X1.5	steel		2.33	59.3	1.34	34.0	19	0.29	10	50
3/8"	3CVVF3	3/8" - 18 NPTF	steel		2.41	61.2	1.34	34.0	22	0.50	10	30
3/8"	3CVVBF3	3/8" - 19 BSPP	steel		2.41	61.2	1.34	34.0	22	0.50	10	30
3/8"	3CVVFM1615	M16X1.5	steel		2.41	61.2	1.34	34.0	22	0.48	10	30
1/2"	4CVVF4	1/2" - 14 NPTF	steel		2.66	67.5	1.65	41.8	27	0.75	5	25
1/2"	4CVVOF4	3/4" - 16 ORB	steel		2.66	67.5	1.65	41.8	27	0.75	5	25
1/2"	4CVVBF4	1/2" - 14 BSPP	steel		2.66	67.5	1.65	41.8	27	0.76	5	25
1/2"	4CVVFM1815	M18X1.5	steel		2.66	67.5	1.65	41.8	27	0.78	5	25
1/2"	4CVVOF5	7/8" - 14ORB	steel		2.66	67.5	1.65	41.8	27	0.78	5	25
1/2"	4CVVFM2215	M22X1.5	steel		2.66	67.5	1.65	41.8	27	0.75	5	25
3/4"	6CVVF6	3/4" - 14 NPTF	steel		3.15	80.0	1.89	48.0	36	1.28	-	10
3/4"	6CVVBF6	3/4" - 14 BSPP	steel		3.15	80.0	1.89	48.0	36	1.28	-	10
3/4"	6CVVFM2215	M22X1.5	steel		3.15	80.0	1.89	48.0	36	1.28	-	10
1"	8CVVF8	1" - 11 1/2 NPTF	steel		3.30	83.9	2.35	59.8	41	1.78	-	10
1"	8CVVBF8	1" - 11 BSPP	steel		3.30	83.9	2.35	59.8	41	1.78	-	10
1-1/4"	10CVVF10	1-1/4" - 11 1/2 NPTF	steel		5.59	142.0	3.14	79.8	50	2.64	-	10
1-1/4"	10CVVBF10	1-1/4" - 11 BSPP	steel		5.59	142.0	3.14	79.8	50	2.64	-	10

## CVV-Series Hydraulic Couplings



Body Size	C -Series ur pean Interchange Nipple (Female Threads)											
	Part Detail				Length		Maximum OD		Hex mm	Weight Lb	Package Qty	
	Part Number	Threads	Material		Inch	mm	Inch	mm			Bag	Box
1/4"	CVV2F2	1/4" - 18 NPTF	steel		2.36	60.0	0.94	24.0	19	0.25	10	50
1/4"	CVV2BF2	1/4" - 19 BSPP	steel		2.36	60.0	0.94	24.0	19	0.25	10	50
1/4"	CVV2FM1415	M14X1.5	steel		2.36	60.0	0.94	24.0	19	0.23	10	50
3/8"	CVV3F3	3/8" - 18 NPTF	steel		2.52	64.0	1.10	28.0	22	0.49	10	30
3/8"	CVV3BF3	3/8" - 19 BSPP	steel		2.52	64.0	1.10	28.0	22	0.49	10	30
3/8"	CVV3FM1615	M16X1.5	steel		2.52	64.0	1.10	28.0	22	0.46	10	30
1/2"	CVV4F4	1/2" - 14 NPTF	steel		2.76	70.0	1.42	36.0	27	0.75	5	25
1/2"	CVV4OF4	3/4" - 16 ORB	steel		2.76	70.0	1.42	36.0	27	0.75	5	25
1/2"	CVV4BF4	1/2" - 14 BSPP	steel		2.76	70.0	1.42	36.0	27	0.76	5	25
1/2"	CVV4FM1815	M18X1.5	steel		2.76	70.0	1.42	36.0	27	0.78	5	25
1/2"	CVV4OF5	7/8" - 14ORB	steel		2.76	70.0	1.42	36.0	27	0.78	5	25
1/2"	CVV4FM2215	M22X1.5	steel		2.76	70.0	1.42	36.0	27	0.75	5	25
3/4"	CVV6F6	3/4" - 14 NPTF	steel		3.39	86.0	1.65	42.0	36	1.28	-	10
3/4"	CVV6BF6	3/4" - 14 BSPP	steel		3.39	86.0	1.65	42.0	36	1.28	-	10
3/4"	CVV6FM2215	M22X1.5	steel		3.39	86.0	1.65	42.0	36	1.28	-	10
1"	CVV8F8	1" - 11 1/2 NPTF	steel		3.94	100.0	1.89	48.0	41	1.78	-	10
1"	CVV8BF8	1" - 11 BSPP	steel		3.94	100.0	1.89	48.0	41	1.78	-	10
1-1/4"	CVV10F10	1-1/4" - 11 1/2 NPTF	steel		5.91	150.0	2.76	70.0	50	2.64	-	10
1-1/4"	CVV10BF10	1-1/4" - 11 BSPP	steel		5.91	150.0	2.76	70.0	50	2.64	-	10

## CVV-Series Hydraulic Couplings



Body Size	CVV-Series European Interchange Dust Plug						
	Part Detail				Weight Lb	Package Qty	
	Part Number	Lanyard	Body			Bag	Box
1/4"	2CVVDP	plastic	plastic		0.02	5	25
3/8"	3CVVDP	plastic	plastic		0.03	5	25
1/2"	4CVVDP	plastic	plastic		0.06	5	25
3/4"	6CVVDP	plastic	plastic		0.07	5	25
1"	8CVVDP	plastic	plastic		0.08	5	25
1-1/4"	10CVVDP	plastic	plastic		0.11	-	10



Body Size	CVV-Series European Interchange Dust Cap						
	Part Detail				Weight Lb	Package Qty	
	Part Number	Lanyard	Body			Bag	Box
1/4"	CVV2DC	plastic	plastic		0.02	5	25
3/8"	CVV3DC	plastic	plastic		0.03	5	25
1/2"	CVV4DC	plastic	plastic		0.04	5	25
3/4"	CVV6DC	plastic	plastic		0.08	5	25
1"	CVV8DC	plastic	plastic		0.10	5	25
1-1/4"	CVV10DC	plastic	plastic		0.15	-	10