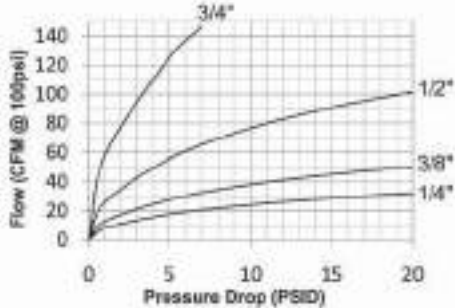


DF-Series Pneumatic Couplings

Interchange Data:

- Parker 20-Series Manual Interchange (F-Series)
- Parker 30-Series Automatic Interchange (D-Series)
- Foster 3, 4, 5, and 6 Series
- Hansen 1000, 400, 500 (F-Series)
- Hansen 3000, 4000, 5000, 6000 (D-Series)



Materials:

- Machined components are manufactured using solid steel, brass, or 303 stainless steel bar stock.
- Stainless steel balls, retaining rings, and springs maximize corrosion resistance and extend service life.
- Steel componentry is plated using ROHS Compliant Trivalent Chrome.
- Automatic couplers constructed of brass with steel tubular valve as standard (3/8" to 3/4" couplers have steel prong valves).
- 1/4" manual couplers constructed of brass with steel sleeve and steel tubular valve as standard.
- 3/8" and 1/2" manual couplers constructed of steel as standard with steel tubular valve.

Seal Components:

- Nitrile (Buna-N) seals are standard, providing a temperature range of -40°F to +250°F (-40°C to +121°C).

Rated Pressure Charts:

Body Size	D-Series Automatic Industrial Interchange (Connected)															
	Brass Coupler/Steel Plug				Brass Coupler/Plug				Steel Coupler/Plug				303 Stainless Coupler/Plug			
	Max. Working		Burst		Max. Working		Burst		Max. Working		Burst		Max. Working		Burst	
	PSI	Bar	PSI	Bar	PSI	Bar	PSI	Bar	PSI	Bar	PSI	Bar	PSI	Bar	PSI	Bar
1/4"	500	35	16,000	1,100	300	20	16,000	1,100	-	-	-	-	500	35	26,000	1,795
3/8"	500	35	15,500	1,070	300	20	14,500	1,000	-	-	-	-	500	35	25,500	1,760
1/2"	500	35	14,000	965	300	20	10,500	725	-	-	-	-	500	35	20,500	1,415
3/4"	500	35	10,000	670	-	-	-	-	-	-	-	-	-	-	-	-

Body Size	F-Series Manual Industrial Interchange (Connected)															
	Brass Coupler/Steel Plug				Brass Coupler/Plug				Steel Coupler/Plug				303 Stainless Coupler/Plug			
	Max. Working		Burst		Max. Working		Burst		Max. Working		Burst		Max. Working		Burst	
	PSI	Bar	PSI	Bar	PSI	Bar	PSI	Bar	PSI	Bar	PSI	Bar	PSI	Bar	PSI	Bar
1/4"	500	35	9,000	620	300	20	8,500	586	500	35	6,500	448	500	35	11,500	795
3/8"	500	35	11,500	790	300	20	10,000	690	500	35	19,500	1,345	500	35	20,500	1,415
1/2"	-	-	-	-	-	-	-	-	500	35	15,500	1,070	500	35	15,000	1,035

Technical Specifications:

Body Size	Interchange Standards				Functional Parameters				
	U.S. Military	U.S. Government	International Standards	ANSI/NFPA Standards	Locking Ball Quantity	Air Inclusion	Fluid Loss	Vacuum Rating	Flow $\Delta P=15$ PSI
1/4"	MIL-C-4109F	A-A-59439	ISO6150B	T3.20.14-1990	6	N/A	N/A	N/R	27 CFM
3/8"	-	-	ISO6150B	T3.20.14-1990	6	N/A	N/A	N/R	45 CFM
1/2"	MIL-C-4109F	A-A-59439	ISO6150B	T3.20.14-1990	6	N/A	N/A	N/R	91 CFM
3/4"	-	-	-	T3.20.14-1990	9	N/A	N/A	N/R	200 CFM

DF-Series Pneumatic Couplings



Body Size	D-Series Automatic Industrial Interchange Coupler (Female Threads)											
	Part Detail				Length		Maximum OD		Hex Inch	Weight Lb	Package Qty	
	Part Number	Threads	Material		Inch	mm	Inch	mm			Bag	Box
1/4"	2DF1-B	1/8" - 27 NPTF	brass		2.19	55.6	0.99	25.1	11/16"	0.30	10	100
1/4"	2DF2-B	1/4" - 18 NPTF	brass		2.38	60.5	0.99	25.1	11/16"	0.28	10	100
1/4"	2DF2-S	1/4" - 18 NPTF	303 stainless		2.38	60.5	0.99	25.1	11/16"	0.29	10	100
1/4"	2DBF2-B	1/4" - 19 BSPP	brass		2.38	60.5	0.99	25.1	11/16"	0.28	10	100
1/4"	2DF3-B	3/8" - 18 NPTF	brass		2.38	60.5	0.99	25.1	11/16"	0.30	10	100
1/4"	2DF3-S	3/8" - 18 NPTF	303 stainless		2.38	60.5	0.99	25.1	13/16"	0.30	10	100
1/4"	2DBF3-B	3/8" - 19 BSPP	brass		2.38	60.5	0.99	25.1	13/16"	0.30	10	100
3/8"	3DF2-B	1/4" - 18 NPTF	brass		2.50	63.5	1.26	32.0	7/8"	0.43	10	50
3/8"	3DF3-B	3/8" - 18 NPTF	brass		2.60	66.0	1.26	32.0	7/8"	0.42	10	50
3/8"	3DF3-S	3/8" - 18 NPTF	303 stainless		2.60	66.0	1.26	32.0	7/8"	0.42	10	50
3/8"	3DBF3-B	3/8" - 19 BSPP	brass		2.60	66.0	1.26	32.0	7/8"	0.42	10	50
3/8"	3DF4-B	1/2" - 14 NPTF	brass		2.80	71.1	1.26	32.0	1"	0.46	10	50
1/2"	4DF3-B	3/8" - 18 NPTF	brass		3.10	78.7	1.38	35.1	1-1/16"	0.56	5	30
1/2"	4DF4-B	1/2" - 14 NPTF	brass		3.30	83.8	1.38	35.1	1-1/16"	0.66	5	30
1/2"	4DF4-S	1/2" - 14 NPTF	303 stainless		3.30	83.8	1.38	35.1	1-1/16"	0.67	5	30
1/2"	4DBF4-B	1/2" - 14 BSPP	brass		3.30	83.8	1.38	35.1	1-1/16"	0.66	5	30
1/2"	4DF6-B	3/4" - 14 NPTF	brass		3.40	86.4	1.38	35.1	1-3/16"	0.73	5	30
3/4"	6DF4-B	1/2" - 14 NPTF	brass		2.95	74.9	1.73	43.9	1-5/16"	1.10	-	20
3/4"	6DF6-B	3/4" - 14 NPTF	brass		2.99	75.9	1.73	43.9	1-5/16"	1.10	-	20
3/4"	6DF8-B	1" - 11 1/2 NPTF	brass		3.18	80.8	1.73	43.9	1-1/2"	1.24	-	20



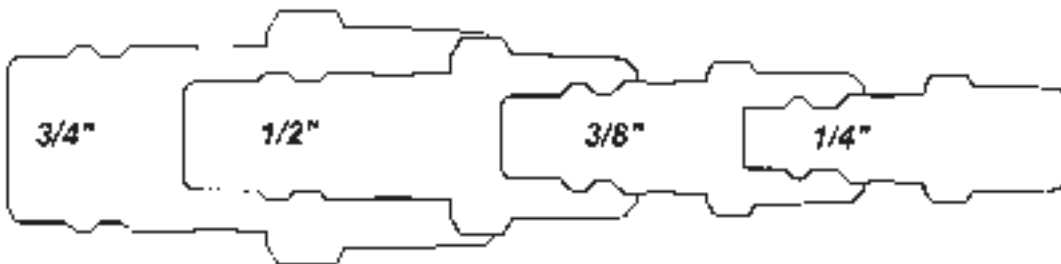
Body Size	F-Series Manual Industrial Interchange Coupler (Female Threads)											
	Part Detail				Length		Maximum OD		Hex Inch	Weight Lb	Package Qty	
	Part Number	Threads	Material		Inch	mm	Inch	mm			Bag	Box
1/4"	2FF1-B	1/8" - 27 NPTF	brass		1.91	48.6	0.93	23.5	3/4"	0.20	10	100
1/4"	2FBF1-B	1/8" - 28 BSPP	brass		1.91	48.6	0.93	23.5	3/4"	0.20	10	100
1/4"	2FF2	1/4" - 18 NPTF	steel		2.07	52.6	0.93	23.5	3/4"	0.20	10	100
1/4"	2FF2-B	1/4" - 18 NPTF	brass		2.07	52.6	0.93	23.5	3/4"	0.19	10	100
1/4"	2FF2-S	1/4" - 18 NPTF	303 stainless		2.07	52.6	0.93	23.5	3/4"	0.20	10	100
1/4"	2FBF2-B	1/4" - 19 BSPP	brass		2.07	52.6	0.93	23.5	3/4"	0.19	10	100
1/4"	2FF3-B	3/8" - 18 NPTF	brass		2.10	53.4	0.93	23.5	13/16"	0.19	10	100
1/4"	2FF3-S	3/8" - 18 NPTF	303 stainless		2.10	53.4	0.93	23.5	13/16"	0.18	10	100
1/4"	2FBF3-B	3/8" - 19 BSPP	brass		2.13	54.2	0.93	23.5	13/16"	0.19	10	100
3/8"	3FF2	1/4" - 18 NPTF	steel		2.41	61.2	1.13	28.6	7/8"	0.30	10	50
3/8"	3FF3	3/8" - 18 NPTF	steel		2.41	61.2	1.13	28.6	7/8"	0.32	10	50
3/8"	3FF3-S	3/8" - 18 NPTF	303 stainless		2.41	61.2	1.13	28.6	7/8"	0.32	10	50
3/8"	3FBF3	3/8" - 19 BSPP	steel		2.42	61.5	1.13	28.6	7/8"	0.32	10	50
3/8"	3FF4	1/2" - 14 NPTF	steel		2.63	66.9	1.13	28.6	1"	0.34	10	50
1/2"	4FF3	3/8" - 18 NPTF	steel		2.85	72.5	1.24	31.4	1"	0.46	5	30
1/2"	4FF4	1/2" - 14 NPTF	steel		3.06	77.8	1.24	31.4	1"	0.56	5	30
1/2"	4FF4-S	1/2" - 14 NPTF	303 stainless		3.06	77.8	1.24	31.4	1"	0.56	5	30
1/2"	4FBF4	1/2" - 14 BSPP	steel		3.09	78.4	1.24	31.4	1"	0.56	5	30
1/2"	4FF6	3/4" - 14 NPTF	steel		3.15	79.9	1.24	31.4	1-3/16"	0.63	5	30

DF-Series Pneumatic Couplings



Body Size	DF-Series Industrial Interchange Nipple (Female Threads)											
	Part Detail				Length		Maximum OD		Hex Inch	Weight Lb	Package Qty	
	Part Number	Threads	Material		Inch	mm	Inch	mm			Bag	Box
1/4"	D2F1	1/8" - 27 NPTF	steel		1.44	36.6	0.65	16.5	9/16"	0.03	10	100
1/4"	D2F2	1/4" - 18 NPTF	steel		1.66	42.2	0.79	20.1	11/16"	0.03	10	100
1/4"	D2F2-B	1/4" - 18 NPTF	brass		1.66	42.2	0.79	20.1	11/16"	0.05	10	100
1/4"	D2F2-S	1/4" - 18 NPTF	303 stainless		1.66	42.2	0.79	20.1	11/16"	0.05	10	100
1/4"	D2BF2	1/4" - 19 BSPP	steel		1.66	42.2	0.79	20.1	11/16"	0.03	10	100
1/4"	D2F3	3/8" - 18 NPTF	steel		1.66	42.2	1.01	25.7	7/8"	0.08	10	100
1/4"	D2F3-B	3/8" - 18 NPTF	brass		1.66	42.2	1.01	25.7	7/8"	0.08	10	100
1/4"	D2F3-S	3/8" - 18 NPTF	303 stainless		1.66	42.2	1.01	25.7	7/8"	0.08	10	100
1/4"	D2BF3	3/8" - 19 BSPP	steel		1.66	42.2	1.01	25.7	7/8"	0.08	10	100
3/8"	D3F2	1/4" - 18 NPTF	steel		1.78	45.2	0.79	20.1	11/16"	0.06	10	50
3/8"	D3F3	3/8" - 18 NPTF	steel		1.78	45.2	1.01	25.7	7/8"	0.09	10	50
3/8"	D3F3-B	3/8" - 18 NPTF	brass		1.78	45.2	1.01	25.7	7/8"	0.10	10	50
3/8"	D3F3-S	3/8" - 18 NPTF	303 stainless		1.78	45.2	1.01	25.7	7/8"	0.09	10	50
3/8"	D3BF3	3/8" - 19 BSPP	steel		1.78	45.2	1.01	25.7	7/8"	0.09	10	50
3/8"	D3F4	1/2" - 14 NPTF	steel		1.94	49.3	1.16	29.5	1"	0.13	10	50
1/2"	D4F3	3/8" - 18 NPTF	steel		2.10	53.3	1.01	25.7	7/8"	0.12	10	50
1/2"	D4F4	1/2" - 14 NPTF	steel		2.27	57.7	1.16	29.5	1"	0.17	10	50
1/2"	D4F4-B	1/2" - 14 NPTF	brass		2.27	57.7	1.16	29.5	1"	0.19	10	50
1/2"	D4F4-S	1/2" - 14 NPTF	303 stainless		2.27	57.7	1.16	29.5	1"	0.17	10	50
1/2"	D4BF4	1/2" - 14 BSPP	steel		2.27	57.7	1.16	29.5	1"	0.17	10	50
1/2"	D4F6	3/4" - 14 NPTF	steel		2.30	58.4	1.37	34.8	1-3/16"	0.26	10	50
1/2"	D4F6-B	3/4" - 14 NPTF	brass		2.30	58.4	1.37	34.8	1-3/16"	0.26	10	50
3/4"	D6F4	1/2" - 14 NPTF	steel		2.22	56.4	1.52	38.6	1-5/16"	0.23	5	20
3/4"	D6F6	3/4" - 14 NPTF	steel		2.22	56.4	1.52	38.6	1-5/16"	0.34	5	20
3/4"	D6F8	1" - 11 1/2 NPTF	steel		2.41	61.2	1.80	45.7	1-9/16"	0.47	5	20

DF Series Pneumatic Profile



DF-Series Pneumatic Couplings



Body Size	D-Series Automatic Industrial Interchange Coupler (Male Threads)											
	Part Detail				Length		Maximum OD		Hex Inch	Weight Lb	Package Qty	
	Part Number	Threads	Material		Inch	mm	Inch	mm			Bag	Box
1/4"	2DM1-B	1/8" - 27 NPTF	brass		2.21	56.1	0.98	24.9	11/16"	0.27	10	100
1/4"	2DM2-B	1/4" - 18 NPTF	brass		2.34	59.4	0.98	24.9	11/16"	0.28	10	100
1/4"	2DM2-S	1/4" - 18 NPTF	303 stainless		2.34	59.4	0.98	24.9	11/16"	0.29	10	100
1/4"	2DBM2-B	1/4" - 19 BSPT	brass		2.34	59.4	0.98	24.9	11/16"	0.28	10	100
1/4"	2DM3-B	3/8" - 18 NPTF	brass		2.36	59.9	0.98	24.9	11/16"	0.28	10	100
1/4"	2DM3-S	3/8" - 18 NPTF	303 stainless		2.36	59.9	0.98	24.9	11/16"	0.28	10	100
1/4"	2DBM3-B	3/8" - 19 BSPT	brass		2.36	59.9	0.98	24.9	11/16"	0.28	10	100
3/8"	3DM2-B	1/4" - 18 NPTF	brass		2.59	65.8	1.18	30.0	7/8"	0.36	10	50
3/8"	3DM3-B	3/8" - 18 NPTF	brass		2.73	69.3	1.18	30.0	7/8"	0.39	10	50
3/8"	3DM3-S	3/8" - 18 NPTF	303 stainless		2.73	69.3	1.18	30.0	7/8"	0.39	10	50
3/8"	3DBM3-B	3/8" - 19 BSPT	brass		2.73	69.3	1.18	30.0	7/8"	0.39	10	50
3/8"	3DM4-B	1/2" - 14 NPTF	brass		2.94	74.7	1.18	30.0	7/8"	0.41	10	50
1/2"	4DM3-B	3/8" - 18 NPTF	brass		3.13	79.5	1.34	34.0	1-1/16"	0.58	5	30
1/2"	4DM4-B	1/2" - 14 NPTF	brass		3.17	80.5	1.34	34.0	1-1/16"	0.61	5	30
1/2"	4DM4-S	1/2" - 14 NPTF	303 stainless		3.17	80.5	1.34	34.0	1-1/16"	0.62	5	30
1/2"	4DBM4-B	1/2" - 14 BSPT	brass		3.17	80.5	1.34	34.0	1-1/16"	0.61	5	30
1/2"	4DM6-B	3/4" - 14 NPTF	brass		3.23	82.0	1.34	34.0	1-1/16"	0.67	5	30
3/4"	6DM4-B	1/2" - 14 NPTF	brass		2.95	74.9	1.90	48.3	1-3/16"	0.89	-	20
3/4"	6DM6-B	3/4" - 14 NPTF	brass		2.95	74.9	1.90	48.3	1-5/16"	0.91	-	20
3/4"	6DM8-B	1" - 11 1/2 NPTF	brass		3.12	79.2	1.90	48.3	1-9/16"	0.99	-	20

It is important to be safe when installing quick disconnect couplings into a pneumatic circuit. Never install a pneumatic coupling directly into an air tool, use a piece of hose that is at least 18" long, between the tool and the coupling, to prevent damage to the coupling. To protect the operator, safety devices, such as a safety check valve and safety cable should be installed in case there is a hose or coupling failure.



DF-Series Pneumatic Couplings



Body Size	F-Series Manual Industrial Interchange Coupler (Male Threads)											
	Part Detail				Length		Maximum OD		Hex Inch	Weight Lb	Package Qty	
	Part Number	Threads	Material		Inch	mm	Inch	mm			Bag	Box
1/4"	2FM1-B	1/8" - 27 NPTF	brass		1.97	50.0	0.88	22.4	3/4"	0.18	10	100
1/4"	2FM1-S	1/8" - 27 NPTF	303 stainless		1.97	50.0	0.88	22.4	3/4"	0.18	10	100
1/4"	2FBM1-B	1/8" - 28 BSPT	brass		1.97	50.0	0.88	22.4	3/4"	0.18	10	100
1/4"	2FM2	1/4" - 18 NPTF	steel		2.04	51.8	0.88	22.4	3/4"	0.18	10	100
1/4"	2FM2-B	1/4" - 18 NPTF	brass		2.04	51.8	0.88	22.4	3/4"	0.19	10	100
1/4"	2FM2-S	1/4" - 18 NPTF	303 stainless		2.04	51.8	0.88	22.4	3/4"	0.18	10	100
1/4"	2FBM2-B	1/4" - 19 BSPT	brass		2.04	51.8	0.88	22.4	3/4"	0.19	10	100
1/4"	2FM3-B	3/8" - 18 NPTF	brass		2.08	52.8	0.88	22.4	3/4"	0.19	10	100
1/4"	2FM3-S	3/8" - 18 NPTF	303 stainless		2.08	52.8	0.88	22.4	3/4"	0.19	10	100
1/4"	2FBM3-B	3/8" - 19 BSPT	brass		2.08	52.8	0.88	22.4	3/4"	0.19	10	100
3/8"	3FM2	1/4" - 18 NPTF	steel		2.45	62.2	1.06	26.9	7/8"	0.26	10	50
3/8"	3FM3	3/8" - 18 NPTF	steel		2.46	62.5	1.06	26.9	7/8"	0.27	10	50
3/8"	3FM3-S	3/8" - 18 NPTF	303 stainless		2.46	62.5	1.06	26.9	7/8"	0.28	10	50
3/8"	3FBM3	3/8" - 19 BSPT	steel		2.46	62.5	1.06	26.9	7/8"	0.27	10	50
3/8"	3FM4	1/2" - 14 NPTF	steel		2.55	64.8	1.06	26.9	7/8"	0.29	10	50
1/2"	4FM3	3/8" - 18 NPTF	steel		2.97	75.4	1.19	30.2	1"	0.42	5	30
1/2"	4FM4	1/2" - 14 NPTF	steel		3.07	78.0	1.19	30.2	1"	0.45	5	30
1/2"	4FM4-S	1/2" - 14 NPTF	303 stainless		3.07	78.0	1.19	30.2	1"	0.47	5	30
1/2"	4FBM4	1/2" - 14 BSPT	steel		3.07	78.0	1.19	30.2	1"	0.45	5	30
1/2"	4FM6	3/4" - 14 NPTF	steel		3.12	79.2	1.19	30.2	1-1/16"	0.50	5	30

DF-Series Pneumatic Couplings



Body Size	DF-Series Industrial Interchange Nipple (Male Threads)											
	Part Detail				Length		Maximum OD		Hex Inch	Weight Lb	Package Qty	
	Part Number	Threads	Material		Inch	mm	Inch	mm			Bag	Box
1/4"	D2M1	1/8" - 27 NPTF	steel		1.57	39.9	0.58	14.7	1/2"	0.05	10	100
1/4"	D2M1-B	1/8" - 27 NPTF	brass		1.57	39.9	0.58	14.7	1/2"	0.05	10	100
1/4"	D2M1-S	1/8" - 27 NPTF	303 stainless		1.57	39.9	0.58	14.7	1/2"	0.05	10	100
1/4"	D2M2	1/4" - 18 NPTF	steel		1.69	42.9	0.65	16.5	9/16"	0.05	10	100
1/4"	D2M2-B	1/4" - 18 NPTF	brass		1.69	42.9	0.65	16.5	9/16"	0.05	10	100
1/4"	D2M2-S	1/4" - 18 NPTF	303 stainless		1.69	42.9	0.65	16.5	9/16"	0.06	10	100
1/4"	D2BM2	1/4" - 19 BSPT	steel		1.69	42.9	0.65	16.5	9/16"	0.05	10	100
1/4"	D2M3	3/8" - 18 NPTF	steel		1.75	44.5	0.79	20.1	11/16"	0.05	10	100
1/4"	D2M3-B	3/8" - 18 NPTF	brass		1.75	44.5	0.79	20.1	11/16"	0.07	10	100
1/4"	D2M3-S	3/8" - 18 NPTF	303 stainless		1.75	44.5	0.79	20.1	11/16"	0.08	10	100
1/4"	D2BM3	3/8" - 19 BSPT	steel		1.75	44.5	0.79	20.1	11/16"	0.07	10	100
3/8"	D3M2	1/4" - 18 NPTF	steel		1.81	46.0	0.79	20.1	11/16"	0.08	10	50
3/8"	D3M3	3/8" - 18 NPTF	steel		1.87	47.5	0.79	20.1	11/16"	0.09	10	50
3/8"	D3M3-B	3/8" - 18 NPTF	brass		1.87	47.5	0.79	20.1	11/16"	0.09	10	50
3/8"	D3M3-S	3/8" - 18 NPTF	303 stainless		1.87	47.5	0.79	20.1	11/16"	0.09	10	50
3/8"	D3BM3	3/8" - 19 BSPT	steel		1.87	47.5	0.79	20.1	11/16"	0.09	10	50
3/8"	D3M4	1/2" - 14 NPTF	steel		2.03	51.6	1.01	25.7	7/8"	0.15	10	50
1/2"	D4M2	1/4" - 18 NPTF	steel		2.13	54.1	0.79	20.1	11/16"	0.14	10	50
1/2"	D4M3	3/8" - 18 NPTF	steel		2.19	55.6	0.79	20.1	11/16"	0.16	10	50
1/2"	D4M4	1/2" - 14 NPTF	steel		2.34	59.4	1.01	25.7	7/8"	0.16	10	50
1/2"	D4M4-B	1/2" - 14 NPTF	brass		2.34	59.4	1.01	25.7	7/8"	0.18	10	50
1/2"	D4M4-S	1/2" - 14 NPTF	303 stainless		2.34	59.4	1.01	25.7	7/8"	0.16	10	50
1/2"	D4BM4	1/2" - 14 BSPT	steel		2.34	59.4	1.01	25.7	7/8"	0.16	10	50
1/2"	D4M6	3/4" - 14 NPTF	steel		2.50	63.5	1.23	31.2	1-1/16"	0.24	10	50
1/2"	D4M6-B	3/4" - 14 NPTF	brass		2.50	63.5	1.23	31.2	1-1/16"	0.24	10	50
3/4"	D6M4	1/2" - 14 NPTF	steel		2.38	60.5	1.52	38.6	1-5/16"	0.22	5	20
3/4"	D6M6	3/4" - 14 NPTF	steel		2.38	60.5	1.52	38.6	1-5/16"	0.25	5	20
3/4"	D6M8	1" - 11 1/2 NPTF	steel		2.56	65.0	1.80	45.7	1-9/16"	0.26	5	20

DF-Series Pneumatic Couplings



Body Size	D-Series Automatic Industrial Interchange Coupler (Standard Hose Barb)											
	Part Detail				Length		Maximum OD		Hex Inch	Weight Lb	Package Qty	
	Part Number	Hose ID	Material		Inch	mm	Inch	mm			Bag	Box
1/4"	2DS2-B	1/4"	brass		2.90	73.7	0.98	24.9	11/16"	0.27	10	100
1/4"	2DS2-S	1/4"	303 stainless		2.90	73.7	0.98	24.9	11/16"	0.27	10	100
1/4"	2DS3-B	3/8"	brass		2.90	73.7	0.98	24.9	11/16"	0.27	10	100
1/4"	2DS3-S	3/8"	303 stainless		2.90	73.7	0.98	24.9	11/16"	0.28	10	100
3/8"	3DS2-B	1/4"	brass		3.00	76.2	1.18	30.0	7/8"	0.37	10	50
3/8"	3DS3-B	3/8"	brass		3.00	76.2	1.18	30.0	7/8"	0.39	10	50
3/8"	3DS3-S	3/8"	303 stainless		3.00	76.2	1.18	30.0	7/8"	0.39	10	50
3/8"	3DS4-B	1/2"	brass		3.00	76.2	1.18	30.0	7/8"	0.41	10	50
1/2"	4DS3-B	3/8"	brass		3.51	89.2	1.34	34.0	1-1/16"	0.56	5	30
1/2"	4DS4-B	1/2"	brass		3.51	89.2	1.34	34.0	1-1/16"	0.59	5	30
1/2"	4DS4-S	1/2"	303 stainless		3.51	89.2	1.34	34.0	1-1/16"	0.59	5	30
1/2"	4DS6-B	3/4"	brass		3.51	89.2	1.34	34.0	1-1/16"	0.65	5	30
3/4"	6DS4-B	1/2"	brass		3.00	76.2	1.73	43.9	1-5/16"	0.90	-	20
3/4"	6DS6-B	3/4"	brass		3.00	76.2	1.73	43.9	1-5/16"	0.93	-	20
3/4"	6DS8-B	1"	brass		3.24	82.3	1.73	43.9	1-5/16"	1.03	-	20



Body Size	F-Series Manual Industrial Interchange Coupler (Standard Hose Barb)											
	Part Detail				Length		Maximum OD		Hex Inch	Weight Lb	Package Qty	
	Part Number	Hose ID	Material		Inch	mm	Inch	mm			Bag	Box
1/4"	2FS2	1/4"	steel		2.53	64.3	0.88	22.4	3/4"	0.18	10	100
1/4"	2FS2-B	1/4"	brass		2.53	64.3	0.88	22.4	3/4"	0.18	10	100
1/4"	2FS2-S	1/4"	303 stainless		2.53	64.3	0.88	22.4	3/4"	0.18	10	100
1/4"	2FS2.5-B	5/16"	brass		2.53	64.3	0.88	22.4	3/4"	0.18	10	100
1/4"	2FS3-B	3/8"	brass		2.53	64.3	0.88	22.4	3/4"	0.18	10	100
1/4"	2FS3-S	3/8"	303 stainless		2.53	64.3	0.88	22.4	3/4"	0.19	10	100
3/8"	3FS2	1/4"	steel		2.86	72.6	1.06	26.9	7/8"	0.27	10	50
3/8"	3FS3	3/8"	steel		2.86	72.6	1.06	26.9	7/8"	0.27	10	50
3/8"	3FS3-S	3/8"	303 stainless		2.86	72.6	1.06	26.9	7/8"	0.28	10	50
3/8"	3FS4	1/2"	steel		2.86	72.6	1.06	26.9	7/8"	0.28	10	50
1/2"	4FS3	3/8"	steel		3.49	88.6	1.19	30.2	1"	0.41	5	30
1/2"	4FS4	1/2"	steel		3.49	88.6	1.19	30.2	1"	0.43	5	30
1/2"	4FS4-S	1/2"	303 stainless		3.49	88.6	1.19	30.2	1"	0.43	5	30
1/2"	4FS6	3/4"	steel		3.49	88.6	1.19	30.2	1"	0.48	5	30

DF-Series Pneumatic Couplings



Body Size	DF-Series Industrial Interchange Nipple (Standard Hose Barb)											
	Part Detail				Length		Maximum OD		Hex Inch	Weight Lb	Package Qty	
	Part Number	Hose ID	Material		Inch	mm	Inch	mm			Bag	Box
1/4"	D2S2	1/4"	steel		2.09	53.1	0.56	14.2	-	0.04	10	100
1/4"	D2S2-B	1/4"	brass		2.09	53.1	0.56	14.2	-	0.05	10	100
1/4"	D2S2-S	1/4"	303 stainless		2.09	53.1	0.56	14.2	-	0.05	10	100
1/4"	D2S2.5	5/16"	steel		2.09	53.1	0.56	14.2	-	0.04	10	100
1/4"	D2S3	3/8"	steel		2.09	53.1	0.56	14.2	-	0.05	10	100
1/4"	D2S3-B	3/8"	brass		2.09	53.1	0.56	14.2	-	0.05	10	100
1/4"	D2S3-S	3/8"	303 stainless		2.09	53.1	0.56	14.2	-	0.05	10	100
3/8"	D3S2	1/4"	steel		2.21	56.1	0.75	19.1	-	0.06	10	50
3/8"	D3S3	3/8"	steel		2.21	56.1	0.75	19.1	-	0.07	10	50
3/8"	D3S3-B	3/8"	brass		2.21	56.1	0.75	19.1	-	0.08	10	50
3/8"	D3S3-S	3/8"	303 stainless		2.21	56.1	0.75	19.1	-	0.08	10	50
3/8"	D3S4	1/2"	steel		2.21	56.1	0.75	19.1	-	0.08	10	50
1/2"	D4S3	3/8"	steel		2.53	64.3	0.75	19.1	-	0.10	10	50
1/2"	D4S3-B	3/8"	brass		2.53	64.3	0.75	19.1	-	0.11	10	50
1/2"	D4S4	1/2"	steel		2.53	64.3	0.75	19.1	-	0.12	10	50
1/2"	D4S4-B	1/2"	brass		2.53	64.3	0.75	19.1	-	0.12	10	50
1/2"	D4S4-S	1/2"	303 stainless		2.53	64.3	0.75	19.1	-	0.12	10	50
1/2"	D4S6	3/4"	steel		2.53	64.3	0.94	23.9	-	0.18	10	50
1/2"	D4S6-B	3/4"	brass		2.53	64.3	0.94	23.9	-	0.18	10	50
3/4"	D6S4	1/2"	steel		3.49	88.7	1.52	38.6	-	0.19	5	20
3/4"	D6S6	3/4"	steel		3.49	88.7	1.52	38.6	-	0.23	5	20
3/4"	D6S8	1"	steel		3.49	88.7	1.52	38.6	-	0.36	5	20



Body Size	D-Series Automatic Industrial Interchange Coupler (Push-Loc Barb)											
	Part Detail				Length		Maximum OD		Hex Inch	Weight Lb	Package Qty	
	Part Number	Hose ID	Material		Inch	mm	Inch	mm			Bag	Box
1/4"	2DB2-B	1/4"	brass		2.76	70.1	0.98	24.9	11/16"	0.27	10	100
1/4"	2DB3-B	3/8"	brass		2.77	70.4	0.98	24.9	11/16"	0.29	10	100
3/8"	3DB3-B	3/8"	brass		2.82	71.7	1.18	30.0	7/8"	0.40	10	50
1/2"	4DB4-B	1/2"	brass		3.31	84.1	1.34	34.0	1-1/16"	0.56	5	30

DF-Series Pneumatic Couplings



Body Size	F-Series Manual Industrial Interchange Coupler (Push-Loc Barb)											
	Part Detail				Length		Maximum OD		Hex Inch	Weight Lb	Package Qty	
	Part Number	Hose ID	Material		Inch	mm	Inch	mm			Bag	Box
1/4"	2FB2-B	1/4"	brass		2.49	63.2	0.88	22.4	3/4"	0.18	10	100
1/4"	2FB3-B	3/8"	brass		2.49	63.2	0.88	22.4	3/4"	0.19	10	100
3/8"	3FB2	1/4"	steel		2.80	71.1	1.06	26.9	7/8"	0.25	10	50
3/8"	3FB3	3/8"	steel		2.80	71.1	1.06	26.9	7/8"	0.27	10	50
3/8"	3FB4	1/2"	steel		2.80	71.1	1.06	26.9	7/8"	0.28	10	50
1/2"	4FB3	3/8"	steel		3.40	86.4	1.19	30.2	1"	0.40	5	30
1/2"	4FB4	1/2"	steel		3.40	86.4	1.19	30.2	1"	0.43	5	30



Body Size	DF-Series Industrial Interchange Nipple (Push-Loc Barb)											
	Part Detail				Length		Maximum OD		Hex Inch	Weight Lb	Package Qty	
	Part Number	Hose ID	Material		Inch	mm	Inch	mm			Bag	Box
1/4"	D2B2	1/4"	steel		2.09	53.1	0.69	17.5	-	0.04	10	100
1/4"	D2B2-B	1/4"	brass		2.09	53.1	0.69	17.5	-	0.04	10	100
1/4"	D2B3	3/8"	steel		2.09	53.1	0.86	21.8	-	0.05	10	100
3/8"	D3B2	1/4"	steel		2.21	56.1	0.75	19.1	-	0.06	10	50
3/8"	D3B3	3/8"	steel		2.21	56.1	0.75	19.1	-	0.07	10	50
3/8"	D3B4	1/2"	steel		2.35	59.7	0.75	19.1	-	0.09	10	50
1/2"	D4B4	1/2"	steel		2.67	67.8	0.75	19.1	-	0.11	10	50
3/4"	D6B6	3/4"	steel		2.99	75.9	1.00	25.4	-	0.23	5	20



Body Size	DF-Series Industrial Interchange Coupler (Reusable Barb)											
	Part Detail				Length		Maximum OD		Hex Inch	Weight Lb	Package Qty	
	Part Number	Hose ID x OD	Material		Inch	mm	Inch	mm			Bag	Box
1/4"	2DE2-B	1/4" x 1/2"	brass		2.69	68.3	0.98	24.9	11/16"	0.38	10	100
1/4"	2DH2-B	1/4" x 5/8"	brass		2.79	70.9	0.98	24.9	11/16"	0.38	10	100
1/4"	2DK3-B	3/8" x 11/16"	brass		2.79	70.9	0.98	24.9	11/16"	0.39	10	100
1/4"	2DL3-B	3/8" x 3/4"	brass		2.85	72.4	0.98	24.9	11/16"	0.39	10	100



Body Size	DF-Series Industrial Interchange Nipple (Reusable Barb)											
	Part Detail				Length		Maximum OD		Hex Inch	Weight Lb	Package Qty	
	Part Number	Hose ID x OD	Material		Inch	mm	Inch	mm			Bag	Box
1/4"	D2E2	1/4" x 1/2"	steel		2.07	52.6	0.69	17.5	9/16"	0.10	10	100
1/4"	D2H2	1/4" x 5/8"	steel		2.16	54.9	0.81	20.6	9/16"	0.10	10	100
1/4"	D2K3	3/8" x 11/16"	steel		2.16	54.9	0.81	20.6	9/16"	0.12	10	100
1/4"	D2L3	3/8" x 3/4"	steel		2.18	55.4	0.95	24.1	9/16"	0.12	10	100

DF-Series Pneumatic Couplings

Automatic Safety Exhausting Coupler Operation

The D-Series Automatic coupling has been performing reliably and safely for over 50-years. This amazing coupler is an inexpensive solution for automatically connecting pressurized air lines and is the only one-handed single-stage exhausting safety coupler available in the market today!

Most exhausting safety couplers are a two stage system that are expensive and difficult to operate. Why pay extra for safety? Use the D-Series Automatic Safety Exhausting Couplers, available in sizes 1/4" to 3/4".

1



To disconnect, begin by holding the hose on the nipple side with three of your fingers leaving your thumb and index finger free.

2



Grab the sleeve with your thumb and index finger and begin to pull the sleeve towards the palm of your hand.

3



After pulling the sleeve, the nipple will move out of the coupler slightly. Continue to hold the hose and coupler sleeve until all air is fully exhausted.

4

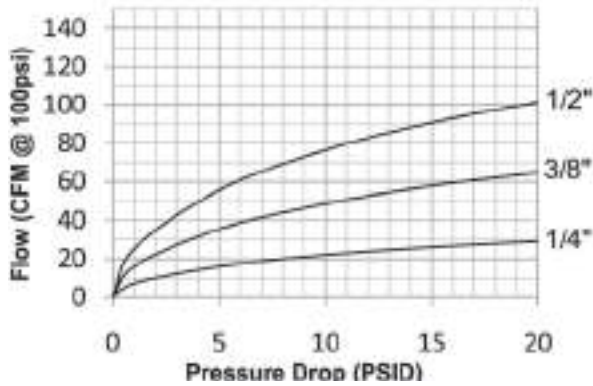


After the line is fully exhausted, you are able to safely separate the nipple from the coupler.

J-Series Pneumatic Couplings

Interchange Data:

- Truflat Automotive interchange style
- Parker 10-Series
- Rectus 55KM
- Tomco A2100/PT400



Materials:

- Machined components are manufactured using solid steel or brass bar stock.
- Stainless steel balls, retaining rings, and springs maximize corrosion resistance and extend service life.
- Steel componentry is plated using ROHS Compliant Trivalent Chrome.
- 1/4" couplers constructed of brass with steel sleeve and steel tubular valve as standard
- 3/8" and 1/2" couplers constructed of steel as standard with steel tubular valves.

Seal Components:

- Nitrile (Buna-N) seals are standard providing a temperature range of -40°F to +250°F (-40°C to +121°C).

Rated Pressure Chart:

Body Size	J-Series Truflate Interchange (Connected)															
	Brass Coupler/Steel Plug				Brass Coupler/Plug				Steel Coupler/Plug				303 Stainless Coupler/Plug			
	Max. Working		Burst		Max. Working		Burst		Max. Working		Burst		Max. Working		Burst	
	PSI	Bar	PSI	Bar	PSI	Bar	PSI	Bar	PSI	Bar	PSI	Bar	PSI	Bar	PSI	Bar
1/4"	500	35	11,500	793	300	20	10,500	724	-	-	-	-	-	-	-	-
3/8"	-	-	-	-	-	-	-	-	500	35	18,000	1,241	-	-	-	-
1/2"	-	-	-	-	-	-	-	-	500	35	10,000	690	-	-	-	-

Technical Specifications:

Body Size	Interchange Standards				Functional Parameters				
	U.S. Military	U.S. Government	International Standards	ANSI/NFPA Standards	Locking Ball Quantity	Air Inclusion	Fluid Loss	Vacuum Rating	Flow $\Delta P = 15 PSI$
1/4"	-	-	-	-	6	N/A	N/A	N/R	26 CFM
3/8"	-	-	-	-	6	N/A	N/A	N/R	58 CFM
1/2"	-	-	-	-	6	N/A	N/A	N/A	91 CFM



Operating pressure for couplings utilizing hose barb end connections may be dramatically reduced to that of the hose rating and/or hose end connection combination. Consult hose manufacturer's catalog for hose end connection ratings. If in doubt, test under controlled conditions for suitability to application. Dixon Quick Coupling cannot assume liability for misapplication of production resulting in equipment down-time, lost production, and/or personal injury including death.

J-Series Pneumatic Couplings



Body Size	J-Series Truflate Interchange Coupler (Female Threads)											
	Part Detail				Length		Maximum OD		Hex Inch	Weight Lb	Package Qty	
	Part Number	Threads	Material		Inch	mm	Inch	mm			Bag	Box
1/4"	2JF1-B	1/8" - 27 NPTF	brass		1.83	46.5	0.88	22.4	3/4"	0.19	10	100
1/4"	2JF2-B	1/4" - 18 NPTF	brass		2.04	51.8	0.88	22.4	3/4"	0.19	10	100
1/4"	2JF3-B	3/8" - 18 NPTF	brass		2.14	54.4	0.88	22.4	13/16"	0.20	10	100
3/8"	3JF2	1/4" - 18 NPTF	steel		2.25	57.2	1.06	26.9	7/8"	0.30	10	50
3/8"	3JF3	3/8" - 18 NPTF	steel		2.48	63.0	1.06	26.9	7/8"	0.29	10	50
3/8"	3JF4	1/2" - 14 NPTF	steel		2.61	66.3	1.06	26.9	1"	0.46	10	50
1/2"	4FF3	3/8" - 18 NPTF	steel		2.85	72.5	1.24	31.4	1"	0.46	5	30
1/2"	4FF4	1/2" - 14 NPTF	steel		3.06	77.8	1.24	31.4	1"	0.56	5	30
1/2"	4FF6	3/4" - 14 NPTF	steel		3.15	79.9	1.24	31.4	1-3/16"	0.63	5	30



Body Size	J-Series Truflate Interchange Nipple (Female Threads)											
	Part Detail				Length		Maximum OD		Hex Inch	Weight Lb	Package Qty	
	Part Number	Threads	Material		Inch	mm	Inch	mm			Bag	Box
1/4"	J2F1	1/8" - 27 NPTF	steel		1.34	34.0	0.65	16.5	9/16"	0.05	10	100
1/4"	J2F2	1/4" - 18 NPTF	steel		1.56	39.6	0.79	20.1	11/16"	0.05	10	100
1/4"	J2F2-B	1/4" - 18 NPTF	brass		1.56	39.6	0.79	20.1	11/16"	0.05	10	100
1/4"	J2F3	3/8" - 18 NPTF	steel		1.56	39.6	1.01	25.7	7/8"	0.07	10	100
3/8"	J3F2	1/4" - 18 NPTF	steel		1.75	44.5	0.79	20.1	11/16"	0.07	10	50
3/8"	J3F3	3/8" - 18 NPTF	steel		1.75	44.5	1.01	25.7	7/8"	0.10	10	50
3/8"	J3F4	1/2" - 14 NPTF	steel		1.91	48.5	1.16	29.5	1"	0.12	10	50
1/2"	J4F3	3/8" - 18 NPTF	steel		2.11	53.6	1.01	25.7	7/8"	0.13	10	50
1/2"	J4F4	1/2" - 14 NPTF	steel		2.26	57.4	1.16	29.5	1"	0.18	10	50
1/2"	J4F6	3/4" - 14 NPTF	steel		2.31	58.7	1.37	34.8	1-3/16"	0.26	10	50

J-Series Pneumatic Couplings



Body Size	J-Series Truflate Interchange Coupler (Male Threads)											
	Part Detail				Length		Maximum OD		Hex Inch	Weight Lb	Package Qty	
	Part Number	Threads	Material		Inch	mm	Inch	mm			Bag	Box
1/4"	2JM1-B	1/8" - 27 NPTF	brass		1.88	47.8	0.88	22.4	3/4"	0.17	10	100
1/4"	2JM2-B	1/4" - 18 NPTF	brass		2.047	52.0	0.88	22.4	3/4"	0.18	10	100
1/4"	2JM3-B	3/8" - 18 NPTF	brass		2.08	52.8	0.88	22.4	3/4"	0.19	10	100
3/8"	3JM2	1/4" - 18 NPTF	steel		2.45	62.2	1.06	26.9	7/8"	0.26	10	50
3/8"	3JM3	3/8" - 18 NPTF	steel		2.46	62.5	1.06	26.9	7/8"	0.27	10	50
3/8"	3JM4	1/2" - 14 NPTF	steel		2.55	64.8	1.06	26.9	7/8"	0.28	10	50
1/2"	4FM3	3/8" - 18 NPTF	steel		2.97	75.4	1.19	30.2	1"	0.42	5	30
1/2"	4FM4	1/2" - 14 NPTF	steel		3.07	78.0	1.19	30.2	1"	0.45	5	30
1/2"	4FM6	3/4" - 14 NPTF	steel		3.12	79.2	1.19	30.2	1-1/16"	0.50	5	30



Body Size	J-Series Truflate Interchange Nipple (Male Threads)											
	Part Detail				Length		Maximum OD		Hex Inch	Weight Lb	Package Qty	
	Part Number	Threads	Material		Inch	mm	Inch	mm			Bag	Box
1/4"	J2M1	1/8" - 27 NPTF	steel		1.47	37.3	0.58	14.7	1/2"	0.04	10	100
1/4"	J2M2	1/4" - 18 NPTF	steel		1.59	40.4	0.65	16.5	9/16"	0.05	10	100
1/4"	J2M2-B	1/4" - 18 NPTF	brass		1.59	40.4	0.65	16.5	9/16"	0.06	10	100
1/4"	J2M3	3/8" - 18 NPTF	steel		1.65	41.9	0.79	20.1	11/16"	0.05	10	100
3/8"	J3M2	1/4" - 18 NPTF	steel		1.78	45.2	0.79	20.1	11/16"	0.08	10	50
3/8"	J3M3	3/8" - 18 NPTF	steel		1.84	46.7	0.79	20.1	11/16"	0.09	10	50
3/8"	J3M4	1/2" - 14 NPTF	steel		2	50.8	1.01	25.7	7/8"	0.12	10	50
1/2"	J4M3	3/8" - 18 NPTF	steel		2.2	55.9	0.79	20.1	11/16"	0.13	10	50
1/2"	J4M4	1/2" - 14 NPTF	steel		2.35	59.7	1.01	25.7	7/8"	0.17	10	50
1/2"	J4M6	3/4" - 14 NPTF	steel		2.51	63.8	1.23	31.2	1-1/16"	0.24	10	50

J-Series Pneumatic Couplings



Body Size	J-Series Truflate Interchange Coupler (Standard Hose Barb)											
	Part Detail				Length		Maximum OD		Hex Inch	Weight Lb	Package Qty	
	Part Number	Hose ID	Material		Inch	mm	Inch	mm			Bag	Box
1/4"	2JS2-B	1/4"	brass		2.53	64.3	0.88	22.4	3/4"	0.18	10	100
1/4"	2JS3-B	3/8"	brass		2.53	64.3	0.88	22.4	3/4"	0.18	10	100
3/8"	3JS2	1/4"	steel		2.86	72.6	1.06	26.9	7/8"	0.27	10	50
3/8"	3JS3	3/8"	steel		2.86	72.6	1.06	26.9	7/8"	0.26	10	50
3/8"	3JS4	1/2"	steel		2.86	72.6	1.06	26.9	7/8"	0.27	10	50
1/2"	4FS3	3/8"	steel		3.49	88.6	1.19	30.2	1"	0.41	5	30
1/2"	4FS4	1/2"	steel		3.49	88.6	1.19	30.2	1"	0.43	5	30
1/2"	4FS6	3/4"	steel		3.49	88.6	1.19	30.2	1"	0.48	5	30




Body Size	J-Series Truflate Interchange Nipple (Standard Hose Barb)											
	Part Detail				Length		Maximum OD		Hex Inch	Weight Lb	Package Qty	
	Part Number	Hose ID	Material		Inch	mm	Inch	mm			Bag	Box
1/4"	J2S2	1/4"	steel		1.99	50.5	0.56	14.2	-	0.04	10	100
1/4"	J2S3	3/8"	steel		1.99	50.5	0.56	14.2	-	0.05	10	100
3/8"	J3S2	1/4"	steel		2.18	55.4	0.75	19.1	-	0.08	10	50
3/8"	J3S3	3/8"	steel		2.18	55.4	0.75	19.1	-	0.07	10	50
3/8"	J3S4	1/2"	steel		2.18	55.4	0.75	19.1	-	0.10	10	50
1/2"	J4S3	3/8"	steel		2.54	64.5	0.75	19.1	-	0.08	10	50
1/2"	J4S4	1/2"	steel		2.54	64.5	0.75	19.1	-	0.11	10	50
1/2"	J4S6	3/4"	steel		2.54	64.5	0.94	23.9	-	0.18	10	50

J-Series Pneumatic Couplings

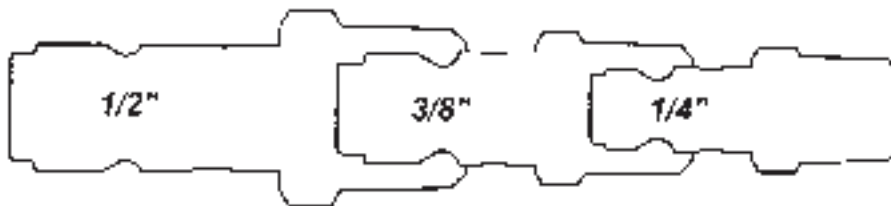


Body Size	J-Series Truflate Interchange Coupler (Push-Loc Barb)											
	Part Detail				Length		Maximum OD		Hex Inch	Weight Lb	Package Qty	
	Part Number	Hose ID	Material		Inch	mm	Inch	mm			Bag	Box
1/4"	2JB2-B	1/4"	brass		2.37	60.2	0.88	22.4	3/4"	0.19	10	100
1/4"	2JB3-B	3/8"	brass		2.49	63.2	0.88	22.4	3/4"	0.18	10	100
3/8"	3JB2	1/4"	steel		2.8	71.1	1.06	26.9	7/8"	0.25	10	50
3/8"	3JB3	3/8"	steel		2.8	71.1	1.06	26.9	7/8"	0.27	10	50
3/8"	3JB4	1/2"	steel		2.8	71.1	1.06	26.9	7/8"	0.28	10	50
1/2"	4FB3	3/8"	steel		3.4	86.4	1.19	30.2	1"	0.40	5	30
1/2"	4FB4	1/2"	steel		3.4	86.4	1.19	30.2	1"	0.43	5	30



Body Size	J-Series Truflate Interchange Nipple (Push-Loc Barb)											
	Part Detail				Length		Maximum OD		Hex Inch	Weight Lb	Package Qty	
	Part Number	Hose ID	Material		Inch	mm	Inch	mm			Bag	Box
1/4"	J2B2	1/4"	steel		2.09	53.1	0.69	17.5	-	0.04	10	100
1/4"	J2B3	3/8"	steel		2.09	53.1	0.86	21.8	-	0.05	10	100
3/8"	J3B3	3/8"	steel		2.21	56.1	0.75	19.1	-	0.08	10	50
1/2"	J4B4	1/2"	steel		2.67	67.8	0.75	19.1	-	0.11	10	50

J Series Profile



M-Series Pneumatic Couplings

Interchange Data:

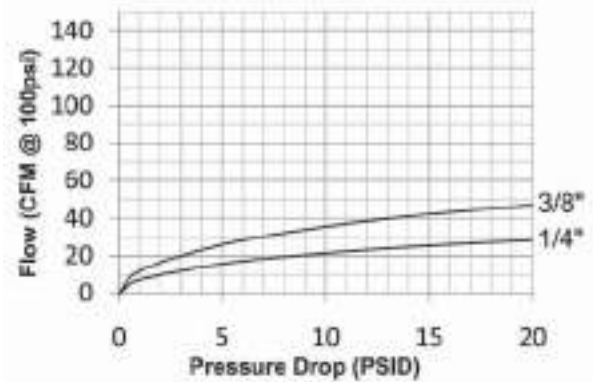
- ARO 210 (1/4") and ARO 310 (3/8") Interchange
- Automatic Couplings Interchange with ARO 210/310 and Hansen Series 210/310
- Manual Couplings Interchange with Parker 50-Series and Amflo Type 'B'

Materials:

- Machined components are manufactured using solid steel or brass bar stock.
- Stainless steel springs. Carbon steel balls, retaining rings and pins.
- Steel componentry is plated using ROHS Compliant Trivalent Chrome.
- Automatic couplers constructed of steel.
- Manual couplers constructed of brass.

Seal Components:

- Nitrile (Buna-N) seals are standard providing a temperature range of -40°F to +250°F (-40°C to +121°C).



Rated Pressure Chart:

Body Size	M-Series ARO Interchange (Connected)															
	Auto Coupler/Steel Plug				Auto Coupler/Brass Plug				Manual Coupler/Steel Plug				Manual Coupler/Brass Plug			
	Max. Working		Burst		Max. Working		Burst		Max. Working		Burst		Max. Working		Burst	
	PSI	Bar	PSI	Bar	PSI	Bar	PSI	Bar	PSI	Bar	PSI	Bar	PSI	Bar	PSI	Bar
1/4"	300	20	2,600	179	300	20	5,000	345	300	20	12,400	855	300	20	12,700	876
3/8"	300	20	3,300	228	-	-	-	-	-	-	-	-	-	-	-	-

Technical Specifications:

Body Size	Interchange Standards				Functional Parameters				
	U.S. Military	U.S. Government	International Standards	ANSI/NFPA Standards	Locking Mechanism	Air Inclusion	Fluid Loss	Vacuum Rating	Flow $\Delta P = 15 \text{ PSI}$
1/4"	-	-	-	-	Manual - 4 Ball	N/A	N/A	N/R	25 CFM
1/4"	-	-	-	-	Auto - Pins	N/A	N/A	N/R	22 CFM
3/8"	-	-	-	-	Auto - Pins	N/A	N/A	N/R	42 CFM



M-Series Pneumatic Couplings



Body Size	M-Series Manual ARO Interchange Coupler (Female Threads)											
	Part Detail				Length		Maximum OD		Hex Inch	Weight Lb	Package Qty	
	Part Number	Threads	Material		Inch	mm	Inch	mm			Bag	Box
1/4"	2MF2-B	1/4" - 18 NPT	brass		1.97	50.0	0.87	22.0	3/4"	0.20	10	100
1/4"	2MF3-B	3/8" - 18 NPT	brass		2.05	52.0	0.87	22.0	13/16"	0.20	10	100



Body Size	M-Series ARO Interchange Nipple (Female Threads)											
	Part Detail				Length		Maximum OD		Hex Inch	Weight Lb	Package Qty	
	Part Number	Threads	Material		Inch	mm	Inch	mm			Bag	Box
1/4"	M2F2	1/4" - 18 NPTF	steel		1.57	39.9	0.79	20.1	11/16"	0.04	10	100
1/4"	M2F2-B	1/4" - 18 NPTF	brass		1.57	39.9	0.79	20.1	11/16"	0.04	10	100
1/4"	M2F3	3/8" - 18 NPTF	steel		1.57	39.9	1.01	25.7	7/8"	0.06	10	100
3/8"	M3F3	3/8" - 18 NPTF	steel		1.82	46.2	1.01	25.7	7/8"	0.10	10	50




Body Size	M-Series Automatic ARO Interchange Coupler (Male Threads)											
	Part Detail				Length		Maximum OD		Hex Inch	Weight Lb	Package Qty	
	Part Number	Threads	Material		Inch	mm	Inch	mm			Bag	Box
1/4"	2MM2-PL	1/4" - 18 NPT	brass		1.70	43.2	1.06	27.0	13/16"	0.28	10	100
1/4"	2MM3-PL	3/8" - 18 NPT	brass		1.80	45.6	1.06	27.0	13/16"	0.28	10	100
3/8"	3MM3-PL	3/8" - 18 NPT	brass		1.89	48.0	1.26	32.0	1-1/16"	0.43	10	50
3/8"	3MM4-PL	1/2" - 14 NPTF	brass		1.89	48.0	1.26	32.0	1-1/16"	0.43	10	50

M Series Profile



M-Series Pneumatic Couplings



Body Size	M-Series Manual ARO Interchange Coupler (Male Threads)											
	Part Detail				Length		Maximum OD		Hex Inch	Weight Lb	Package Qty	
	Part Number	Threads	Material		Inch	mm	Inch	mm			Bag	Box
1/4"	2MM2-B	1/4" - 18 NPT	brass		2.13	54.0	0.87	22.0	3/4"	0.19	10	100
1/4"	2MM3-B	3/8" - 18 NPT	brass		2.13	54.0	0.87	22.0	13/16"	0.20	10	100



Body Size	M-Series ARO Interchange Nipple (Male Threads)											
	Part Detail				Length		Maximum OD		Hex Inch	Weight Lb	Package Qty	
	Part Number	Threads	Material		Inch	mm	Inch	mm			Bag	Box
1/4"	M2M1	1/8" - 27 NPTF	steel		1.48	37.6	0.58	14.7	1/2"	0.04	10	100
1/4"	M2M2	1/4" - 18 NPTF	steel		1.60	40.6	0.65	16.5	9/16"	0.05	10	100
1/4"	M2M2-B	1/4" - 18 NPTF	brass		1.60	40.6	0.65	16.5	9/16"	0.05	10	100
1/4"	M2M3	3/8" - 18 NPTF	steel		1.80	45.7	0.79	20.1	11/16"	0.06	10	100
3/8"	M3M3	3/8" - 18 NPTF	steel		1.91	48.5	0.79	20.1	11/16"	0.10	10	50



Body Size	M-Series Automatic ARO Interchange Coupler (Standard Hose Barb)											
	Part Detail				Length		Maximum OD		Hex Inch	Weight Lb	Package Qty	
	Part Number	Hose ID	Material		Inch	mm	Inch	mm			Bag	Box
1/4"	2MS2-PL	1/4"	brass		1.91	48.6	1.06	27.0	13/16"	0.28	10	100
1/4"	2MS2.5-PL	5/16"	brass		2.33	59.1	1.06	27.0	13/16"	0.28	10	100
1/4"	2MS3-PL	3/8"	brass		2.50	63.6	1.06	27.0	13/16"	0.30	10	100
3/8"	3MS3-PL	3/8"	brass		2.60	66.0	1.26	32.0	1-1/16"	0.43	10	50


M-Series Pneumatic Couplings



Body Size	M-Series Manual ARO Interchange Coupler (Standard Hose Barb)											
	Part Detail				Length		Maximum OD		Hex Inch	Weight Lb	Package Qty	
	Part Number	Hose ID	Material		Inch	mm	Inch	mm			Bag	Box
1/4"	2MS2-B	1/4"	brass		2.36	60.0	0.87	22.0	3/4"	0.20	10	100
1/4"	2MS3-B	3/8"	brass		2.76	70.0	0.87	22.0	13/16"	0.20	10	100



Body Size	M-Series ARO Interchange Nipple (Standard Hose Barb)											
	Part Detail				Length		Maximum OD		Hex Inch	Weight Lb	Package Qty	
	Part Number	Hose ID	Material		Inch	mm	Inch	mm			Bag	Box
1/4"	M2S2	1/4"	steel		2.00	50.8	0.56	14.2	-	0.03	10	100
1/4"	M2S3	3/8"	steel		2.00	50.8	0.56	14.2	-	0.05	10	100
3/8"	M3S3	3/8"	steel		2.25	57.2	0.88	22.4	-	0.09	10	50



Body Size	M-Series ARO Interchange Nipple (Push-Loc Barb)											
	Part Detail				Length		Maximum OD		Hex Inch	Weight Lb	Package Qty	
	Part Number	Hose ID	Material		Inch	mm	Inch	mm			Bag	Box
1/4"	M2B2	1/4"	steel		2.09	53.1	0.69	17.5	-	0.03	10	100

⚠ It is important to be safe when installing quick disconnect couplings into a pneumatic circuit. Never install a pneumatic coupling directly into an air tool, use a piece of hose that is at least 18" long, between the tool and the coupling, to prevent damage to the coupling. To protect the operator, safety devices, such as a safety check valve and safety cable should be installed in case there is a hose or coupling failure.

CJ-Series Pneumatic Couplings

Interchange Data:

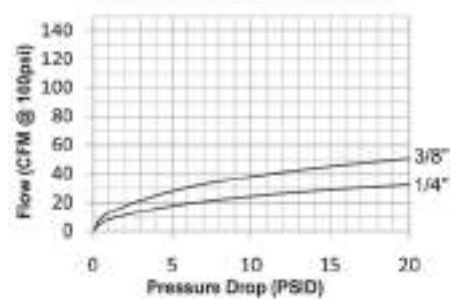
- European High-Flow Interchange
- 1/4" interchanges with Coilhose Megaflo , CEJN 320, and Rectus 25KA/26KA
- 3/8" interchanges with Rectus 27KA and Series 410

Seal Components:

- Nitrile (Buna-N) pneumatically energized seals are standard, providing a temperature range of -40°F to +250°F (-40°C to +121°C).

Materials:

- Machined components are manufactured using solid steel or brass bar stock.
- Stainless steel springs. Carbon steel balls and retaining rings.
- Steel componentry is plated using ROHS Compliant Trivalent Chrome.



Rated Pressure Chart:

Body Size	CJ-Series European High-Flow Interchange (Connected)							
	Brass Coupler/Steel Plug				Brass Coupler/Plug			
	Maximum Working		Burst		Maximum Working		Burst	
	PSI	Bar	PSI	Bar	PSI	Bar	PSI	Bar
1/4"	300	20	9,500	655	300	20	7,200	500
3/8"	300	20	8,000	552	300	20	4,400	300

Technical Specifications:

Body Size	Interchange Standards				Functional Parameters				
	U.S. Military	U.S. Government	International Standards	ANSI/NFPA Standards	Locking Ball Quantity	Air Inclusion	Fluid Loss	Vacuum Rating	Flow $\Delta P = 15 \text{ PSI}$
1/4"	-	-	-	-	6	N/A	N/A	N/R	37 CFM
3/8"	-	-	-	-	6	N/A	N/A	N/R	67 CFM



Body Size	CJ-Series European Interchange Coupler (Female Threads)											
	Part Detail				Length		Maximum OD		Hex Inch	Weight Lb	Package Qty	
	Part Number	Threads	Material		Inch	mm	Inch	mm			Bag	Box
1/4"	2CJF2-B	1/4" - 18 NPT	brass		2.32	59.0	0.92	23.4	3/4"	0.26	10	100
1/4"	2CJBF2-B	1/4" - 19 BSPP	brass		2.32	59.0	0.92	23.4	3/4"	0.26	10	100
1/4"	2CJF3-B	3/8" - 18 NPT	brass		2.32	59.0	0.92	23.4	3/4"	0.27	10	100
1/4"	2CJBF3-B	3/8" - 19 BSPP	brass		2.32	59.0	0.92	23.4	3/4"	0.27	10	100
3/8"	3CJF3-B	3/8" - 18 NPT	brass		2.54	64.5	1.091	27.7	15/16"	0.46	10	50
3/8"	3CJBF3-B	3/8" - 19 BSPP	brass		2.54	64.5	1.09	27.7	15/16"	0.46	10	50
3/8"	3CJF4-B	1/2" - 14 NPT	brass		2.68	68.0	1.09	27.7	15/16"	0.51	10	50
3/8"	3CJBF4-B	1/2" - 14 BSPP	brass		2.68	68.0	1.09	27.7	15/16"	0.51	10	50

CJ-Series Pneumatic Couplings



Body Size	CJ-Series European Interchange Nipple (Female Threads)											
	Part Detail				Length		Maximum OD		Hex Inch	Weight Lb	Package Qty	
	Part Number	Threads	Material		Inch	mm	Inch	mm			Bag	Box
1/4"	CJ2F2-LG	1/4" - 18 NPT	steel		1.42	36.0	0.79	20.1	11/16"	0.07	10	100
1/4"	CJ2F2-B	1/4" - 18 NPT	brass		1.42	36.0	0.79	20.1	11/16"	0.06	10	100
1/4"	CJ2BF2-LG	1/4" - 19 BSPP	steel		1.42	36.0	0.79	20.1	11/16"	0.07	10	100
1/4"	CJ2BF2-B	1/4" - 19 BSPP	brass		1.42	36.0	0.79	20.1	11/16"	0.06	10	100
1/4"	CJ2F3-LG	3/8" - 18 NPT	steel		1.48	37.5	1.01	25.7	7/8"	0.10	10	100
1/4"	CJ2F3-B	3/8" - 18 NPT	brass		1.48	37.5	1.01	25.7	7/8"	0.09	10	100
1/4"	CJ2BF3-LG	3/8" - 19 BSPP	steel		1.48	37.5	1.01	25.7	7/8"	0.10	10	100
1/4"	CJ2BF3-B	3/8" - 19 BSPP	brass		1.48	37.5	1.01	25.7	7/8"	0.09	10	100
3/8"	CJ3F3	3/8" - 18 NPT	steel		1.50	38.0	1.01	25.7	7/8"	0.15	10	50
3/8"	CJ3F3-B	3/8" - 18 NPT	brass		1.50	38.0	1.01	25.7	7/8"	0.15	10	50
3/8"	CJ3BF3	3/8" - 19 BSPP	steel		1.50	38.0	1.01	25.7	7/8"	0.15	10	50
3/8"	CJ3BF3-B	3/8" - 19 BSPP	brass		1.50	38.0	1.01	25.7	7/8"	0.15	10	50
3/8"	CJ3F4	1/2" - 14 NPT	steel		1.71	43.5	1.16	29.5	1"	0.20	10	50
3/8"	CJ3F4-B	1/2" - 14 NPT	brass		1.71	43.5	1.16	29.5	1"	0.20	10	50
3/8"	CJ3BF4	1/2" - 14 BSPP	steel		1.71	43.5	1.16	29.5	1"	0.20	10	50
3/8"	CJ3BF4-B	1/2" - 14 BSPP	brass		1.71	43.5	1.16	29.5	1"	0.20	10	50



Body Size	CJ-Series European Interchange Coupler (Male Threads)											
	Part Detail				Length		Maximum OD		Hex Inch	Weight Lb	Package Qty	
	Part Number	Threads	Material		Inch	mm	Inch	mm			Bag	Box
1/4"	2CJM2-B	1/4" - 18 NPT	brass		2.44	62.0	0.92	23.4	3/4"	0.25	10	100
1/4"	2CJBM2-B	1/4" - 19 BSPT	brass		2.44	62.0	0.92	23.4	3/4"	0.25	10	100
1/4"	2CJM3-B	3/8" - 18 NPT	brass		2.44	62.0	0.92	23.4	3/4"	0.26	10	100
1/4"	2CJBM3-B	3/8" - 19 BSPT	brass		2.44	62.0	0.92	23.4	3/4"	0.26	10	100
3/8"	3CJM3-B	3/8" - 18 NPT	brass		2.64	67.0	1.09	27.7	15/16"	0.42	10	50
3/8"	3CJBM3-B	3/8" - 19 BSPT	brass		2.64	67.0	1.09	27.7	15/16"	0.42	10	50
3/8"	3CJM4-B	1/2" - 14 NPT	brass		2.76	70.0	1.09	27.7	15/16"	0.45	10	50
3/8"	3CJBM4-B	1/2" - 14 BSPT	brass		2.76	70.0	1.09	27.7	15/16"	0.45	10	50

CJ-Series Pneumatic Couplings



Body Size	CJ-Series European Interchange Nipple (Male Threads)											
	Part Detail				Length		Maximum OD		Hex Inch	Weight Lb	Package Qty	
	Part Number	Threads	Material		Inch	mm	Inch	mm			Bag	Box
1/4"	CJ2M2-LG	1/4" - 18 NPT	steel		1.48	37.5	0.65	16.5	9/16"	0.07	10	100
1/4"	CJ2M2-B	1/4" - 18 NPT	brass		1.48	37.5	0.65	16.5	9/16"	0.05	10	100
1/4"	CJ2BM2-LG	1/4" - 19 BSPT	steel		1.48	37.5	0.65	16.5	9/16"	0.07	10	100
1/4"	CJ2BM2-B	1/4" - 19 BSPT	brass		1.48	37.5	0.65	16.5	9/16"	0.05	10	100
1/4"	CJ2M3-LG	3/8" - 18 NPT	steel		1.56	39.5	0.79	20.1	11/16"	0.09	10	100
1/4"	CJ2M3-B	3/8" - 18 NPT	brass		1.56	39.5	0.79	20.1	11/16"	0.08	10	100
1/4"	CJ2BM3-LG	3/8" - 19 BSPT	steel		1.56	39.5	0.79	20.1	11/16"	0.09	10	100
1/4"	CJ2BM3-B	3/8" - 19 BSPT	brass		1.56	39.5	0.79	20.1	11/16"	0.08	10	100
3/8"	CJ3M3	3/8" - 18 NPT	steel		1.57	40.0	0.79	20.1	11/16"	0.13	10	50
3/8"	CJ3M3-B	3/8" - 18 NPT	brass		1.57	40.0	0.79	20.1	11/16"	0.13	10	50
3/8"	CJ3BM3	3/8" - 19 BSPT	steel		1.57	40.0	0.79	20.1	11/16"	0.13	10	50
3/8"	CJ3BM3-B	3/8" - 19 BSPT	brass		1.57	40.0	0.79	20.1	11/16"	0.13	10	50
3/8"	CJ3M4	1/2" - 14 NPT	steel		1.81	46.0	1.01	25.7	7/8"	0.18	10	50
3/8"	CJ3M4-B	1/2" - 14 NPT	brass		1.81	46.0	1.01	25.7	7/8"	0.18	10	50
3/8"	CJ3BM4	1/2" - 14 BSPT	steel		1.81	46.0	1.01	25.7	7/8"	0.18	10	50
3/8"	CJ3BM4-B	1/2" - 14 BSPT	brass		1.81	46.0	1.01	25.7	7/8"	0.18	10	50

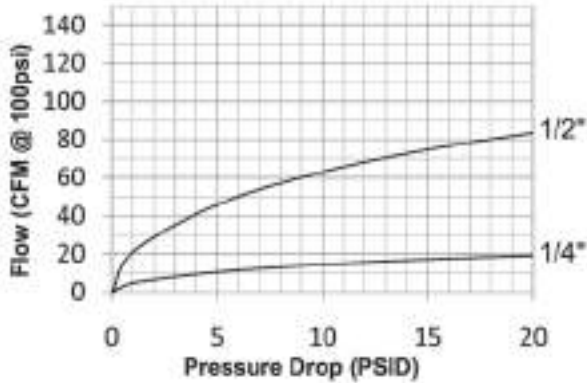
CJ Series Profile



SHD-Series Pneumatic Couplings

Interchange Data:

- Schrader Twist-Lock Interchange
- Parker Twist-Lock, Tomco Series-TL, Foster SHD



Materials:

- Machined components are manufactured using solid steel, brass, or aluminum bar stock.
- Stainless steel toggle-pawls and springs. Carbon steel retaining rings.
- Steel componentry is plated using ROHS Compliant Trivalent Chrome.
- Adapter components are constructed of brass.
- Sleeves are constructed of steel.

Seal Components:


- Nitrile (Buna-N) seals are standard providing a temperature range of -40°F to +250°F (-40°C to +121°C).

Rated Pressure Chart:

Body Size	SHD-Series Schrader Interchange (Connected)			
	Coupler/Steel Plug			
	Maximum Working		Burst	
	PSI	Bar	PSI	Bar
1/4"	300	20	6,500	448
1/2"	300	20	13,400	924

Technical Specifications:

Body Size	Interchange Standards				Functional Parameters				
	U.S. Military	U.S. Government	International Standards	ANSI/NFPA Standards	Locking Mechanism	Air Inclusion	Fluid Loss	Vacuum Rating	Flow $\Delta P = 15 \text{ PSI}$
1/4"	-	-	-	-	Toggle-Pawls	N/A	N/A	N/R	17 CFM
1/2"	-	-	-	-	Toggle-Pawls	N/A	N/A	N/R	75 CFM



Body Size	SHD-Series Schrader Interchange Coupler (Female Threads)											
	Part Detail				Length		Maximum OD		Hex Inch	Weight Lb	Package Qty	
	Part Number	Threads	Material		Inch	mm	Inch	mm			Bag	Box
1/4"	2SHDF2	1/4" - 18 NPT	aluminum		2.10	53.3	1.12	28.4	11/16"	0.21	10	100
1/4"	2SHDF3	3/8" - 18 NPT	aluminum		2.18	55.4	1.12	28.4	11/16"	0.24	10	100
1/2"	4SHDF3	3/8" - 18 NPT	aluminum		2.59	65.8	1.50	38.1	1-1/8"	0.44	5	30
1/2"	4SHDF4	1/2" - 14 NPT	aluminum		2.66	67.6	1.50	38.1	1-1/8"	0.44	5	30
1/2"	4SHDF6	3/4" - 14 NPT	aluminum		2.81	71.4	1.50	38.1	1-1/8"	0.44	5	30

SHD-Series Pneumatic Couplings



Body Size	SHD-Series Schrader Interchange Nipple (Female Threads)											
	Part Detail				Length		Maximum OD		Hex Inch	Weight Lb	Package Qty	
	Part Number	Threads	Material		Inch	mm	Inch	mm			Bag	Box
1/4"	SHD2F1	1/8" - 27 NPT	steel		1.49	37.9	0.79	20.1	11/16"	0.04	10	100
1/4"	SHD2F2	1/4" - 18 NPT	steel		1.62	41.2	0.79	20.1	11/16"	0.07	10	100
1/2"	SHD4F3	3/8" - 18 NPT	steel		1.79	45.5	1.01	25.7	7/8"	0.14	10	50



Body Size	SHD-Series Schrader Interchange Coupler (Male Threads)											
	Part Detail				Length		Maximum OD		Hex Inch	Weight Lb	Package Qty	
	Part Number	Threads	Material		Inch	mm	Inch	mm			Bag	Box
1/4"	2SHDM2	1/4" - 18 NPT	aluminum		2.22	56.4	1.12	28.4	11/16"	0.21	10	100
1/4"	2SHDM3	3/8" - 18 NPT	aluminum		2.28	57.9	1.12	28.4	11/16"	0.22	10	100
1/2"	4SHDM3	3/8" - 18 NPT	aluminum		2.55	64.8	1.50	38.1	1-1/8"	0.39	5	30
1/2"	4SHDM4	1/2" - 14 NPT	aluminum		2.61	66.3	1.50	38.1	1-1/8"	0.40	5	30



Body Size	SHD-Series Schrader Interchange Nipple (Male Threads)											
	Part Detail				Length		Maximum OD		Hex Inch	Weight Lb	Package Qty	
	Part Number	Threads	Material		Inch	mm	Inch	mm			Bag	Box
1/4"	SHD2M1	1/8" - 27 NPT	steel		1.54	39.1	0.79	20.1	11/16"	0.05	10	100
1/4"	SHD2M2	1/4" - 18 NPT	steel		1.72	43.7	0.79	20.1	11/16"	0.05	10	100
1/2"	SHD4M3	3/8" - 18 NPT	steel		1.81	46.0	1.01	25.7	7/8"	0.12	10	50
1/2"	SHD4M4	1/2" - 14 NPT	steel		1.87	47.5	1.01	25.7	7/8"	0.12	10	50

SHD-Series Pneumatic Couplings

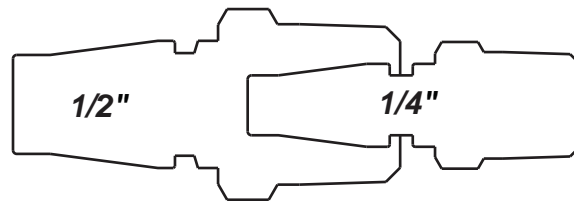


Body Size	SHD-Series Schrader Interchange Coupler (Standard Hose Barb)											
	Part Detail				Length		Maximum OD		Hex Inch	Weight Lb	Package Qty	
	Part Number	Hose ID	Material		Inch	mm	Inch	mm			Bag	Box
1/4"	2SHDS2	1/4"	aluminum		2.54	64.5	1.12	28.4	11/16"	0.22	10	100
1/4"	2SHDS3	3/8"	aluminum		2.67	67.8	1.12	28.4	11/16"	0.21	10	100
1/2"	4SHDS3	3/8"	aluminum		2.99	76.0	1.50	38.1	1-1/8"	0.39	5	30
1/2"	4SHDS4	1/2"	aluminum		4.23	107.4	1.50	38.1	1-1/8"	0.40	5	30



Body Size	SHD-Series Schrader Interchange Nipple (Standard Hose Barb)											
	Part Detail				Length		Maximum OD		Hex Inch	Weight Lb	Package Qty	
	Part Number	Hose ID	Material		Inch	mm	Inch	mm			Bag	Box
1/4"	SHD2S2	1/4"	steel		2.03	51.6	0.65	16.5	-	0.04	10	100
1/4"	SHD2S3	3/8"	steel		2.22	56.4	0.65	16.5	-	0.06	10	100
1/2"	SHD4S3	3/8"	steel		2.34	59.4	0.8	20.3	-	0.11	10	50
1/2"	SHD4S4	1/2"	steel		2.53	64.3	0.8	20.3	-	0.12	10	50

SHD Series Profile



Operating pressure for couplings utilizing hose barb end connections may be dramatically reduced to that of the hose rating and/or hose end connection combination. Consult hose manufacturer's catalog for hose end connection ratings. If in doubt, test under controlled conditions for suitability to application. Dixon Quick Coupling cannot assume liability for misapplication of production resulting in equipment down-time, lost production, and/or personal injury including death.

L-Series Pneumatic Couplings

Interchange Data:

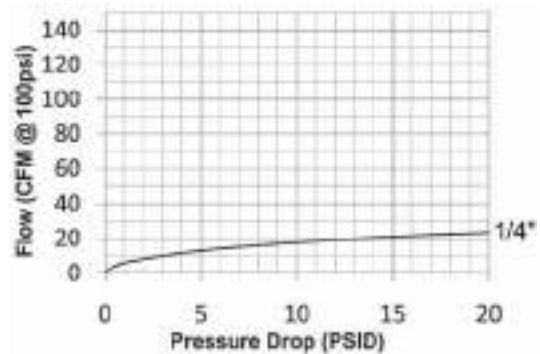
- Lincoln Long-Nose Automotive Interchange
- Parker 70-Series, Tomco Series-1110, Coilhose Type-17

Materials:

- Machined components are manufactured using solid brass or steel bar stock.
- Stainless steel springs. Carbon steel balls and retaining rings.
- Steel componentry is plated using ROHS Compliant Trivalent Chrome.

Seal Components:

- Nitrile (Buna-N) seals are standard, providing a temperature range of -40°F to +250°F (-40°C to +121°C).



Rated Pressure Chart:

Body Size	L-Series Lincoln Interchange (Connected)			
	Brass Coupler/Steel Plug			
	Maximum Working		Burst	
	PSI	Bar	PSI	Bar
1/4"	300	21	5,000	345

Technical Specifications:

Body Size	Interchange Standards				Functional Parameters				
	U.S. Military	U.S. Government	International Standards	ANSI/NFPA Standards	Locking Ball Quantity	Air Inclusion	Fluid Loss	Vacuum Rating	Flow $\Delta P = 15 \text{ PSI}$
1/4"	-	-	-	-	4	N/A	N/A	N/R	21 CFM



Body Size	L-Series Lincoln Interchange Coupler (Female Threads)											
	Part Detail				Length		Maximum OD		Hex Inch	Weight Lb	Package Qty	
	Part Number	Threads	Material		Inch	mm	Inch	mm			Bag	Box
1/4"	2LF2-B	1/4" - 18 NPT	brass		2.40	61.0	0.90	22.9	3/4"	0.26	10	100



Body Size	L-Series Lincoln Interchange Nipple (Female Threads)											
	Part Detail				Length		Maximum OD		Hex Inch	Weight Lb	Package Qty	
	Part Number	Threads	Material		Inch	mm	Inch	mm			Bag	Box
1/4"	L2F2	1/4" - 18 NPT	steel		2.10	53.3	0.72	18.3	5/8"	0.05	10	100

L-Series Pneumatic Couplings

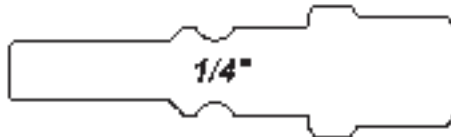


Body Size	L-Series Lincoln Interchange Coupler (Male Threads)											
	Part Detail				Length		Maximum OD		Hex Inch	Weight Lb	Package Qty	
	Part Number	Threads	Material		Inch	mm	Inch	mm			Bag	Box
1/4"	2LM2-B	1/4"-18 NPT	brass		2.62	66.5	0.90	22.9	3/4"	0.24	10	100



Body Size	L-Series Lincoln Interchange Nipple (Male Threads)											
	Part Detail				Length		Maximum OD		Hex Inch	Weight Lb	Package Qty	
	Part Number	Threads	Material		Inch	mm	Inch	mm			Bag	Box
1/4"	L2M2	1/4" - 18 NPT	steel		2.25	57.2	0.65	16.5	9/16"	0.06	10	100

L Series Profile



It is important to be safe when installing quick disconnect couplings into a pneumatic circuit. Never install a pneumatic coupling directly into an air tool, use a piece of hose that is at least 18" long, between the tool and the coupling, to prevent damage to the coupling. To protect the operator, safety devices, such as a safety check valve and safety cable should be installed in case there is a hose or coupling failure.

U-Series Pneumatic Couplings

Interchange Data:

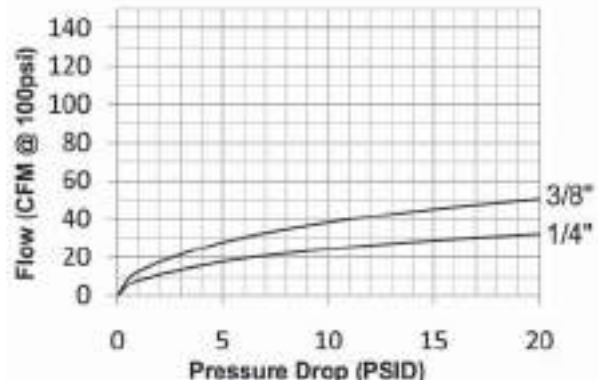
- 2U-Series 6-in-1 (Aro 210, Industrial, Truflate Lincoln, Italian, and CEJN 320)
- 3U-Series 4-in-1 (ARO 310, Industrial, Truflate and CEJN 410)
- Parker UC-Series, Hansen Auto-Flo 23, and Tomco Series UC

Materials:

- Machined components are manufactured using solid brass bar stock.
- Stainless steel springs. Carbon steel balls and retaining rings.
- Valve components are machined from solid brass bar stock.

Seal Components:

- Nitrile (Buna-N) pneumatically energized seals are standard, temperature range of -40°F to +250°F (-40°C to +121°C).




Rated Pressure Chart:

Body Size	U-Series Automatic Universal Coupler Connected															
	Coupler/Steel DF Plug				Coupler/Steel CJ Plug				Coupler/Steel J Plug				Coupler/Steel M Plug			
	Max. Working		Burst		Max. Working		Burst		Max. Working		Burst		Max. Working		Burst	
	PSI	Bar	PSI	Bar	PSI	Bar	PSI	Bar	PSI	Bar	PSI	Bar	PSI	Bar	PSI	Bar
1/4"	300	20	2,800	193	300	20	9,500	655	300	20	6,400	441	300	20	4,300	297
3/8"	300	20	2,000	138	300	20	8,000	552	300	20	4,000	276	300	20	2,000	138

Technical Specifications:

Body Size	Interchange Standards				Functional Parameters				
	U.S. Military	U.S. Government	International Standards	ANSI/NFPA Standards	Locking Ball Quantity	Air Inclusion	Fluid Loss	Vacuum Rating	Flow $\Delta P = 15 \text{ PSI}$
1/4"	-	-	-	-	6	N/A	N/A	N/R	37 SCFM
3/8"	-	-	-	-	6	N/A	N/A	N/R	67 SCFM

- Note: Many competitive Universal couplings are unable to match the performance capabilities of the Dixon™ U-Series. Each of the competitive Universal couplers only accept three pneumatic nipple styles. Although the universal coupler permits multiple series nipples to mate with one coupler, it is recommended to match like series couplers and nipples. When using a Universal coupler, the lower performance rating between the coupler and nipple must take precedence. 
- Dry air: Some pneumatic applications require the pressurized air to be 'dried' to ensure proper operation of equipment and/or application of product (ie. auto body shops). It is best to match like series couplers and nipples in these applications. If it is necessary to use a Universal coupler, lube the seal and valve area regularly to ensure reliable service.

U-Series Pneumatic Couplings



Body Size	U-Series Automatic Universal Coupler (Female Threads)											
	Part Detail				Length		Maximum OD		Hex Inch	Weight Lb	Package Qty	
	Part Number	Threads	Material		Inch	mm	Inch	mm			Bag	Box
1/4"	2UF2-B	1/4" - 18 NPT	brass		2.32	59.0	0.92	23.4	3/4"	0.26	10	100
1/4"	2UF3-B	3/8" - 18 NPT	brass		2.32	59.0	0.92	23.4	3/4"	0.27	10	100
3/8"	3UF3-B	3/8" - 18 NPT	brass		2.54	64.5	1.09	27.7	15/16"	0.31	10	50



Body Size	U-Series Automatic Universal Coupler (Male Threads)											
	Part Detail				Length		Maximum OD		Hex Inch	Weight Lb	Package Qty	
	Part Number	Threads	Material		Inch	mm	Inch	mm			Bag	Box
1/4"	2UM2-B	1/4" - 18 NPT	brass		2.44	62.0	0.92	23.4	3/4"	0.24	10	100
1/4"	2UM3-B	3/8" - 18 NPT	brass		2.44	62.0	0.92	23.4	3/4"	0.25	10	100
3/8"	3UM3-B	3/8" - 18 NPT	brass		2.64	67.0	1.09	27.7	15/16"	0.30	10	50



Body Size	U-Series Automatic Universal Coupler (Standard Hose Barb)											
	Part Detail				Length		Maximum OD		Hex Inch	Weight Lb	Package Qty	
	Part Number	Hose ID	Material		Inch	mm	Inch	mm			Bag	Box
1/4"	2US2-B	1/4"	brass		2.64	67.0	0.92	23.4	3/4"	0.26	10	100
1/4"	2US3-B	3/8"	brass		2.76	70.0	0.92	23.4	3/4"	0.27	10	100
3/8"	3US3-B	3/8"	brass		2.99	76.0	1.09	27.7	15/16"	0.31	10	50



Body Size	U-Series Automatic Universal Coupler (Push-Loc Barb)											
	Part Detail				Length		Maximum OD		Hex Inch	Weight Lb	Package Qty	
	Part Number	Hose ID	Material		Inch	mm	Inch	mm			Bag	Box
1/4"	2UB2-B	1/4"	brass		2.52	64.0	0.92	23.4	3/4"	0.25	10	100
1/4"	2UB3-B	3/8"	brass		2.64	67.0	0.92	23.4	3/4"	0.26	10	100

N-Series Pneumatic Couplings

Interchange Data:

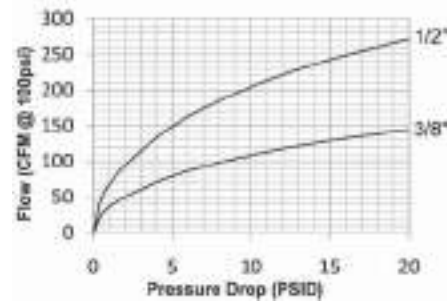
- Bowes Interchange Bayonet Style
- Interchangeable with Bowes 51000-Series, National Series 'B', Dixlock™, MacDonald Quick-Action

Materials:

- Machined components are manufactured using solid steel, brass, or 303 stainless steel bar stock.
- Phosphor Bronze retaining ring and spring maximize corrosion resistance and extend service life.
- Steel componentry is plated using ROHS Compliant Trivalent Chrome.
- Dust cap bead chain constructed of stainless steel.

Seal Components:

- Nitrile (Buna-N) pneumatically energized seals are standard, temperature range -40°F to +250°F (-40°C to +121°C).



Rated Pressure Chart:

Body Size	N-Series Bowes Interchange (Connected)											
	Steel Coupler/Plug				Brass Coupler/Plug				303 Stainless Steel Coupler/Plug			
	Max. Working		Burst		Max. Working		Burst		Max. Working		Burst	
	PSI	Bar	PSI	Bar	PSI	Bar	PSI	Bar	PSI	Bar	PSI	Bar
3/8"	500	35	7,000	480	-	-	-	-	-	-	-	-
1/2"	500	35	11,000	755	300	20	8,200	565	500	35	12,600	865

Technical Specifications:

Body Size	Interchange Standards				Functional Parameters				
	U.S. Military	U.S. Government	International Standards	ANSI/NFPA Standards	Locking Mechanism	Air Inclusion	Fluid Loss	Vacuum Rating	Flow $\Delta P = 10 \text{ PSI}$
3/8"	-	-	-	-	Latch Tabs	N/A	N/A	N/R	108 CFM
1/2"	MIL-C-3486	A-A-50431A	-	-	Latch Tabs	N/A	N/A	N/R	204 CFM

It is important to be safe when installing quick disconnect couplings into a pneumatic circuit. Never install a pneumatic coupling directly into an air tool, use a piece of hose that is at least 18" long, between the tool and the coupling, to prevent damage to the coupling. To protect the operator, safety devices, such as a safety check valve and safety cable should be installed in case there is a hose or coupling failure.



N-Series Pneumatic Couplings



Body Size	N-Series Bowes Interchange Coupler (Female Threads)											
	Part Detail				Length		Maximum OD		Hex Inch	Weight Lb	Package Qty	
	Part Number	Threads	Material		Inch	mm	Inch	mm			Bag	Box
1/2"	4NF3	3/8" - 18 NPTF	steel		1.63	41.4	1.54	39.1	1-3/8"	0.51	-	25
1/2"	4NF3-B	3/8" - 18 NPTF	brass		1.63	41.4	1.54	39.1	1-3/8"	0.55	-	25
1/2"	4NBF3	3/8" - 19 BSPP	steel		1.63	41.4	1.54	39.1	1-3/8"	0.51	-	25
1/2"	4NF4	1/2" - 14 NPTF	steel		1.63	41.4	1.54	39.1	1-3/8"	0.46	-	25
1/2"	4NF4-B	1/2" - 14 NPTF	brass		1.63	41.4	1.54	39.1	1-3/8"	0.50	-	25
1/2"	4NBF4	1/2" - 14 BSPP	steel		1.63	41.4	1.54	39.1	1-3/8"	0.46	-	25
1/2"	4NBF4-B	1/2" - 14 BSPP	brass		1.63	41.4	1.54	39.1	1-3/8"	0.50	-	25
1/2"	4NF6	3/4" - 14 NPTF	steel		1.63	41.4	1.54	39.1	1-3/8"	0.36	-	25
1/2"	4NF6-B	3/4" - 14 NPTF	brass		1.63	41.4	1.54	39.1	1-3/8"	0.41	-	25
1/2"	4NF6-S	3/4" - 14 NPTF	303 stainless		1.63	41.4	1.54	39.1	1-3/8"	0.38	-	25
1/2"	4NBF6	3/4" - 14 BSPP	steel		1.63	41.4	1.54	39.1	1-3/8"	0.36	-	25
1/2"	4NBF6-B	3/4" - 14 BSPP	brass		1.63	41.4	1.54	39.1	1-3/8"	0.41	-	25
1/2"	4NF8	1" - 11 1/2 NPTF	steel		1.68	42.6	1.73	43.9	1-1/2"	0.48	-	25
1/2"	4NF8-B	1" - 11 1/2 NPTF	brass		1.68	42.6	1.73	43.9	1-1/2"	0.53	-	25
1/2"	4NBF8	1" - 11 BSPP	steel		1.68	42.6	1.73	43.9	1-1/2"	0.48	-	25
1/2"	4NBF8-B	1" - 11 BSPP	brass		1.68	42.6	1.73	43.9	1-1/2"	0.53	-	25

N-Series Pneumatic Couplings



Body Size	N-Series Bowes Interchange Nipple (Female Threads)											
	Part Detail				Length		Maximum OD		Hex Inch	Weight Lb	Package Qty	
	Part Number	Threads	Material		Inch	mm	Inch	mm			Bag	Box
1/2"	N4F3	3/8" - 18 NPTF	steel		2.73	69.3	1.40	35.6	1-1/8"	0.49	-	25
1/2"	N4F3-B	3/8" - 18 NPTF	brass		2.73	69.3	1.40	35.6	1-1/8"	0.54	-	25
1/2"	N4BF3	3/8" - 19 BSPP	steel		2.73	69.3	1.40	35.6	1-1/8"	0.49	-	25
1/2"	N4F4	1/2" - 14 NPTF	steel		2.73	69.3	1.40	35.6	1-1/8"	0.75	-	25
1/2"	N4F4-B	1/2" - 14 NPTF	brass		2.73	69.3	1.40	35.6	1-1/8"	0.83	-	25
1/2"	N4BF4	1/2" - 14 BSPP	steel		2.73	69.3	1.40	35.6	1-1/8"	0.75	-	25
1/2"	N4BF4-B	1/2" - 14 BSPP	brass		2.73	69.3	1.40	35.6	1-1/8"	0.83	-	25
1/2"	N4F6	3/4" - 14 NPTF	steel		3.34	84.8	1.58	40.1	1-3/8"	0.66	-	25
1/2"	N4F6-B	3/4" - 14 NPTF	brass		3.34	84.8	1.58	40.1	1-3/8"	0.74	-	25
1/2"	N4F6-S	3/4" - 14 NPTF	303 stainless		3.34	84.8	1.58	40.1	1-3/8"	0.69	-	25
1/2"	N4BF6	3/4" - 14 BSPP	steel		3.34	84.8	1.58	40.1	1-3/8"	0.70	-	25
1/2"	N4BF6-B	3/4" - 14 BSPP	brass		3.34	84.8	1.58	40.1	1-3/8"	0.74	-	25
1/2"	N4F8	1" - 11 1/2 NPTF	steel		3.37	85.7	1.73	43.9	1-1/2"	0.72	-	25
1/2"	N4F8-B	1" - 11 1/2 NPTF	brass		3.37	85.7	1.73	43.9	1-1/2"	0.77	-	25
1/2"	N4BF8	1" - 11 BSPP	steel		3.37	85.7	1.73	43.9	1-1/2"	0.72	-	25
1/2"	N4BF8-B	1" - 11 BSPP	brass		3.37	85.7	1.73	43.9	1-1/2"	0.77	-	25



Body Size	N-Series Bowes Interchange Safety-Lock Nipple (Female Threads)											
	Part Detail				Length		Maximum OD		Hex Inch	Weight Lb	Package Qty	
	Part Number	Threads	Material		Inch	mm	Inch	mm			Bag	Box
1/2"	N4F4-B-LS	1/2" - 14 NPTF	brass		4.28	108.6	1.58	40.1	1-3/8"	0.69	-	25
1/2"	N4F6-B-LS	3/4" - 14 NPTF	brass		4.38	111.2	1.73	43.9	1-1/2"	0.67	-	25

N-Series Pneumatic Couplings



Body Size	N-Series Bowes Interchange Coupler (Male Threads)											
	Part Detail				Length		Maximum OD		Hex Inch	Weight Lb	Package Qty	
	Part Number	Threads	Material		Inch	mm	Inch	mm			Bag	Box
3/8"	3NM4	1/2" - 14 NPTF	steel		1.88	47.8	1.00	25.4	1-3/16"	0.19	-	40
3/8"	3NBM4	1/2" - 14 BSPT	steel		1.88	47.8	1.00	25.4	1-3/16"	0.19	-	40
1/2"	4NM3	3/8" - 18 NPTF	steel		1.77	45.0	1.54	39.1	1-3/8"	0.31	-	25
1/2"	4NM3-B	3/8" - 18 NPTF	brass		1.77	45.0	1.54	39.1	1-3/8"	0.34	-	25
1/2"	4NBM3	3/8" - 19 BSPT	steel		1.77	45.0	1.54	39.1	1-3/8"	0.31	-	25
1/2"	4NM4	1/2" - 14 NPTF	steel		1.77	45.0	1.54	39.1	1-3/8"	0.33	-	25
1/2"	4NM4-B	1/2" - 14 NPTF	brass		1.77	45.0	1.54	39.1	1-3/8"	0.35	-	25
1/2"	4NBM4	1/2" - 14 BSPT	steel		1.77	45.0	1.54	39.1	1-3/8"	0.33	-	25
1/2"	4NBM4-B	1/2" - 14 BSPT	brass		1.77	45.0	1.54	39.1	1-3/8"	0.35	-	25
1/2"	4NM6	3/4" - 14 NPTF	steel		1.77	45.0	1.54	39.1	1-3/8"	0.34	-	25
1/2"	4NM6-B	3/4" - 14 NPTF	brass		1.77	45.0	1.54	39.1	1-3/8"	0.38	-	25
1/2"	4NM6-S	3/4" - 14 NPTF	303 stainless		1.77	45.0	1.54	39.1	1-3/8"	0.35	-	25
1/2"	4NBM6	3/4" - 14 BSPT	steel		1.77	45.0	1.54	39.1	1-3/8"	0.34	-	25
1/2"	4NBM6-B	3/4" - 14 BSPT	brass		1.77	45.0	1.54	39.1	1-3/8"	0.38	-	25
1/2"	4NM8	1" - 11 1/2 NPTF	steel		1.84	46.8	1.73	43.9	1-1/2"	0.45	-	25
1/2"	4NM8-B	1" - 11 1/2 NPTF	brass		1.84	46.8	1.73	43.9	1-1/2"	0.49	-	25
1/2"	4NBM8	1" - 11 BSPT	steel		1.84	46.8	1.73	43.9	1-1/2"	0.45	-	25
1/2"	4NBM8-B	1" - 11 BSPT	brass		1.84	46.8	1.73	43.9	1-1/2"	0.49	-	25

N-Series Pneumatic Couplings



Body Size	N-Series Bowes Interchange Nipple (Male Threads)											
	Part Detail				Length		Maximum OD		Hex Inch	Weight Lb	Package Qty	
	Part Number	Threads	Material		Inch	mm	Inch	mm			Bag	Box
3/8"	N3M4	1/2" - 14 NPTF	steel		3.60	91.4	1.00	25.4	1-3/16"	0.41	-	40
3/8"	N3BM4	1/2" - 14 BSPT	steel		3.60	91.4	1.00	25.4	1-3/16"	0.41	-	40
1/2"	N4M3	3/8" - 18 NPTF	steel		3.65	92.7	1.40	35.6	1-1/8"	0.54	-	25
1/2"	N4M3-B	3/8" - 18 NPTF	brass		3.65	92.7	1.40	35.6	1-1/8"	0.55	-	25
1/2"	N4BM3	3/8" - 19 BSPT	steel		3.65	92.7	1.40	35.6	1-1/8"	0.54	-	25
1/2"	N4M4	1/2" - 14 NPTF	steel		3.65	92.7	1.40	35.6	1-1/8"	0.59	-	25
1/2"	N4M4-B	1/2" - 14 NPTF	brass		3.65	92.7	1.40	35.6	1-1/8"	0.63	-	25
1/2"	N4BM4	1/2" - 14 BSPT	steel		3.65	92.7	1.40	35.6	1-1/8"	0.59	-	25
1/2"	N4BM4-B	1/2" - 14 BSPT	brass		3.65	92.7	1.40	35.6	1-1/8"	0.63	-	25
1/2"	N4M6	3/4" - 14 NPTF	steel		3.74	95.0	1.40	35.6	1-1/8"	0.59	-	25
1/2"	N4M6-B	3/4" - 14 NPTF	brass		3.74	95.0	1.40	35.6	1-1/8"	0.64	-	25
1/2"	N4M6-S	3/4" - 14 NPTF	303 stainless		3.74	95.0	1.40	35.6	1-1/8"	0.62	-	25
1/2"	N4BM6	3/4" - 14 BSPT	steel		3.74	95.0	1.40	35.6	1-1/8"	0.59	-	25
1/2"	N4BM6-B	3/4" - 14 BSPT	brass		3.74	95.0	1.40	35.6	1-1/8"	0.64	-	25
1/2"	N4M8	1" - 11 1/2 NPTF	steel		3.78	95.9	1.54	39.1	1-3/8"	0.71	-	25
1/2"	N4M8-B	1" - 11 1/2 NPTF	brass		3.78	95.9	1.54	39.1	1-3/8"	0.75	-	25
1/2"	N4BM8	1" - 11 BSPT	steel		3.78	95.9	1.54	39.1	1-3/8"	0.71	-	25
1/2"	N4BM8-B	1" - 11 BSPT	brass		3.78	95.9	1.54	39.1	1-3/8"	0.75	-	25



Body Size	N-Series Bowes Interchange Safety-Lock Nipple (Male Threads)											
	Part Detail				Length		Maximum OD		Hex Inch	Weight Lb	Package Qty	
	Part Number	Threads	Material		Inch	mm	Inch	mm			Bag	Box
1/2"	N4M4-LS	1/2" - 14 NPTF	steel		3.65	92.7	1.40	35.6	1-1/8"	0.63	-	25
1/2"	N4M4-B-LS	1/2" - 14 NPTF	brass		3.65	92.7	1.40	35.6	1-1/8"	0.69	-	25
1/2"	N4BM4-LS	1/2" - 14 BSPT	steel		3.65	92.7	1.40	35.6	1-1/8"	0.63	-	25
1/2"	N4M6-LS	3/4" - 14 NPTF	steel		3.74	95.0	1.40	35.6	1-1/8"	0.65	-	25
1/2"	N4M6-B-LS	3/4" - 14 NPTF	brass		3.74	95.0	1.40	35.6	1-1/8"	0.69	-	25
1/2"	N4M6-S-LS	3/4" - 14 NPTF	303 stainless		3.74	95.0	1.40	35.6	1-1/8"	0.67	-	25
1/2"	N4BM6-LS	3/4" - 14 BSPT	steel		3.74	95.0	1.40	35.6	1-1/8"	0.65	-	25

N-Series Pneumatic Couplings



Body Size	N-Series Bowes Interchange Coupler (Hose Barb)											
	Part Detail				Length		Maximum OD		Hex Inch	Weight Lb	Package Qty	
	Part Number	Hose ID	Material		Inch	mm	Inch	mm			Bag	Box
3/8"	3NCS4	1/2"	steel		2.41	61.2	1.20	30.5	-	0.18	-	40
1/2"	4NS3	3/8"	steel		2.98	75.7	1.33	33.8	-	0.34	-	25
1/2"	4NS3-B	3/8"	brass		2.98	75.7	1.33	33.8	-	0.36	-	25
1/2"	4NS4	1/2"	steel		3.37	85.6	1.33	33.8	-	0.36	-	25
1/2"	4NS4-B	1/2"	brass		3.37	85.6	1.33	33.8	-	0.40	-	25
1/2"	4NS6	3/4"	steel		3.37	85.6	1.33	33.8	-	0.40	-	25
1/2"	4NS6-B	3/4"	brass		3.37	85.6	1.33	33.8	-	0.44	-	25
1/2"	4NS6-S	3/4"	303 stainless		3.37	85.6	1.33	33.8	-	0.41	-	25
1/2"	4NS8	1"	steel		3.49	88.7	1.33	33.8	-	0.52	-	25
1/2"	4NS8-B	1"	brass		3.49	88.7	1.33	33.8	-	0.56	-	25
1/2"	4NS8-S	1"	303 stainless		3.49	88.7	1.33	33.8	-	0.56	-	25



Body Size	N-Series Bowes Interchange Nipple (Hose Barb)											
	Part Detail				Length		Maximum OD		Hex Inch	Weight Lb	Package Qty	
	Part Number	Hose ID	Material		Inch	mm	Inch	mm			Bag	Box
3/8"	N3CS4	1/2"	steel		3.73	94.8	1.13	28.6	-	0.33	-	25
1/2"	N4S3	3/8"	steel		4.36	110.7	1.40	35.6	-	0.59	-	25
1/2"	N4S3-B	3/8"	brass		4.36	110.7	1.40	35.6	-	0.66	-	25
1/2"	N4S4	1/2"	steel		4.63	117.6	1.40	35.6	-	0.60	-	25
1/2"	N4S4-B	1/2"	brass		4.63	117.6	1.40	35.6	-	0.66	-	25
1/2"	N4S6	3/4"	steel		4.77	121.2	1.40	35.6	-	0.59	-	25
1/2"	N4S6-B	3/4"	brass		4.77	121.2	1.40	35.6	-	0.64	-	25
1/2"	N4S6-S	3/4"	303 stainless		4.77	121.2	1.40	35.6	-	0.62	-	25
1/2"	N4S8	1"	steel		4.77	121.2	1.40	35.6	-	0.63	-	25
1/2"	N4S8-B	1"	brass		4.77	121.2	1.40	35.6	-	0.69	-	25
1/2"	N4S8-S	1"	303 stainless		4.77	121.2	1.40	35.6	-	0.69	-	25


N-Series Pneumatic Couplings



Body Size	N-Series Bowes Interchange Safety-Lock Nipple (Hose Barb)											
	Part Detail				Length		Maximum OD		Hex Inch	Weight Lb	Package Qty	
	Part Number	Hose ID	Material		Inch	mm	Inch	mm			Bag	Box
1/2"	N4S4-LS	1/2"	steel		4.63	117.6	1.40	35.6	-	0.61	-	25
1/2"	N4S4-B-LS	1/2"	brass		4.63	117.6	1.40	35.6	-	0.69	-	25
1/2"	N4S6-LS	3/4"	steel		4.77	121.2	1.40	35.6	-	0.61	-	25
1/2"	N4S6-B-LS	3/4"	brass		4.77	121.2	1.40	35.6	-	0.66	-	25
1/2"	N4S6-S-LS	3/4"	303 stainless		4.77	121.2	1.40	35.6	-	0.64	-	25



Body Size	N-Series Bowes Interchange Gender-Change Union											
	Part Detail				Length		Maximum OD		Hex Inch	Weight Lb	Package Qty	
	Part Number	Configuration	Material		Inch	mm	Inch	mm			Bag	Box
1/2"	4N4N	coupler to coupler	steel		3.26	82.8	1.33	33.8	-	0.30	-	25



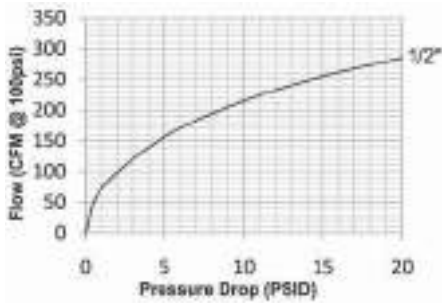
Body Size	N-Series Bowes Interchange Protective Nipple Cap											
	Part Detail				Length		Maximum OD		Hex Inch	Weight Lb	Package Qty	
	Part Number	Cap Lanyard	Material		Inch	mm	Inch	mm			Bag	Box
1/2"	N4DC	steel cable	steel		1.50	38.1	1.33	33.8	-	0.32	-	25
1/2"	N4DC-B	steel cable	brass		1.50	38.1	1.33	33.8	-	0.35	-	25

Body Size	N-Series Bowes Interchange Replacement Seals											
	Part Detail				Seal Kit Contents					Package Qty		
	Part Number	Coupler Style	Seal Material							Bag	Box	
3/8"	3N-SKIT	all	Nitrile		O-Ring					25	200	
1/2"	4N-SKIT	all	Nitrile		Pneumatically Energized Seal					25	200	
1/2"	F-4N-SKIT	all	FKM		Pneumatically Energized Seal					25	500	

P-Series Pneumatic Couplings

Interchange Data:

- Thor Finger-Lock Interchange
- Interchanges with Thor PHC-Series, National Series 'A', and Dual-Lock.



Materials:

- Machined components are manufactured using solid steel, brass, or 303 stainless steel bar stock.
- Phosphor Bronze retaining ring and spring maximize corrosion resistance and extend service life.
- Steel componentry is plated using ROHS Compliant Trivalent Chrome.
- Steel couplings have a Zinc Cast sleeve

Seal Components:

- Nitrile (Buna-N) seals are standard, temperature range -40°F to +250°F (-40°C to +121°C).

Rated Pressure Chart:

Body Size	P-Series Thor Interchange (Connected)											
	Steel Coupler/Plug				Brass Coupler/Plug				303 Stainless Steel Coupler/Plug			
	Max. Working		Burst		Max. Working		Burst		Max. Working		Burst	
	PSI	Bar	PSI	Bar	PSI	Bar	PSI	Bar	PSI	Bar	PSI	Bar
1/2"	300	20	2,600	180	300	20	3,500	240	300	20	4,500	310

Technical Specifications:

Body Size	Interchange Standards				Functional Parameters				
	U.S. Military	U.S. Government	International Standards	ANSI/NFPA Standards	Locking Mechanism	Air Inclusion	Fluid Loss	Vacuum Rating	Flow $\Delta P = 15 PSI$
1/2"	-	-	-	-	Latch Fingers	N/A	N/A	N/R	255 CFM




P e r i e o u l e r i t
l a n e d l e e e t i o n

P-Series Pneumatic Couplings



Body Size	P-Series Thor Interchange Coupler (Female Threads)											
	Part Detail				Length		Maximum OD		Wrench Flats	Weight Lb	Package Qty	
	Part Number	Threads	Material		Inch	mm	Inch	mm			Bag	Box
1/2"	4PF4	1/2" - 14 NPTF	steel		2.75	69.9	1.55	39.4	1-1/4"	0.64	-	25
1/2"	4PF6	3/4" - 14 NPTF	steel		2.75	69.9	1.55	39.4	1-1/4"	0.55	-	25
1/2"	4PF6-B	3/4" - 14 NPTF	brass		2.75	69.9	1.55	39.4	1-1/4"	0.58	-	25
1/2"	4PF6-S	3/4" - 14 NPTF	303 stainless		2.75	69.9	1.55	39.4	1-1/4"	0.57	-	25



Body Size	P-Series Thor Interchange Nipple (Female Threads)											
	Part Detail				Length		Maximum OD		Wrench Flats	Weight Lb	Package Qty	
	Part Number	Threads	Material		Inch	mm	Inch	mm			Bag	Box
1/2"	P4F3	3/8"-18 NPTF	steel		1.79	45.5	1.55	39.4	7/8"	0.49	-	25
1/2"	P4F4	1/2"-14 NPTF	steel		2.25	57.2	1.55	39.4	1-5/16"	0.75	-	25
1/2"	P4F4-B	1/2"-14 NPTF	brass		2.25	57.2	1.55	39.4	1-5/16"	0.83	-	25
1/2"	P4F6	3/4"-14 NPTF	steel		2.34	59.4	1.55	39.4	1-5/16"	0.66	-	25
1/2"	P4F6-9	3/4"-14 NPTF	steel/Tefcoat		2.34	59.4	1.55	39.4	1-5/16"	0.66	-	25
1/2"	P4F6-B	3/4"-14 NPTF	brass		2.34	59.4	1.55	39.4	1-5/16"	0.74	-	25
1/2"	P4F6-S	3/4"-14 NPTF	303 stainless		2.34	59.4	1.55	39.4	1-5/16"	0.69	-	25
1/2"	P4F8	1"-11 1/2 NPTF	steel		2.76	70.1	1.55	39.4	1-7/16"	0.72	-	25
1/2"	P4F8-B	1"-11 1/2 NPTF	brass		2.76	70.1	1.55	39.4	1-7/16"	0.77	-	25



Body Size	P-Series Thor Interchange Coupler (Male Threads)											
	Part Detail				Length		Maximum OD		Wrench Flats	Weight Lb	Package Qty	
	Part Number	Threads	Material		Inch	mm	Inch	mm			Bag	Box
1/2"	4PM3	3/8" - 18 NPTF	steel		2.93	74.4	1.55	39.4	7/8"	0.48	-	25
1/2"	4PM4	1/2" - 14 NPTF	steel		2.98	75.7	1.55	39.4	7/8"	0.48	-	25
1/2"	4PM6	3/4" - 14 NPTF	steel		2.98	75.7	1.55	39.4	1-1/16"	0.51	-	25
1/2"	4PM6-9	3/4" - 14 NPTF	steel/Tefcoat		2.98	75.7	1.55	39.4	1-1/16"	0.51	-	25
1/2"	4PM6-S	3/4" - 14 NPTF	303 stainless		2.98	75.7	1.55	39.4	1-1/16"	0.50	-	25
1/2"	4PM8	1" - 11 1/2 NPTF	steel		3.11	79.0	1.55	39.4	1-3/8"	0.56	-	25

P-Series Pneumatic Couplings



Body Size	P-Series Thor Interchange Nipple (Male Threads)											
	Part Detail				Length		Maximum OD		Wrench Flats	Weight Lb	Package Qty	
	Part Number	Threads	Material		Inch	mm	Inch	mm			Bag	Box
1/2"	P4M3	3/8" - 18 NPTF	steel		2.00	50.8	1.55	39.4	7/8"	0.29	-	25
1/2"	P4M4	1/2" - 14 NPTF	steel		2.25	57.2	1.55	39.4	15/16"	0.32	-	25
1/2"	P4M4-B	1/2" - 14 NPTF	brass		2.25	57.2	1.55	39.4	15/16"	0.35	-	25
1/2"	P4M6	3/4" - 14 NPTF	steel		2.55	64.8	1.55	39.4	1-1/8"	0.44	-	25
1/2"	P4M6-9	3/4" - 14 NPTF	steel/Tefcoat		2.55	64.8	1.55	39.4	1-1/8"	0.44	-	25
1/2"	P4M6-B	3/4" - 14 NPTF	brass		2.55	64.8	1.55	39.4	1-1/8"	0.48	-	25
1/2"	P4M6-S	3/4" - 14 NPTF	303 stainless		2.55	64.8	1.55	39.4	1-1/8"	0.46	-	25
1/2"	P4M8	1" - 11 1/2 NPTF	steel		3.25	82.6	1.55	39.4	1-3/8"	0.62	-	25
1/2"	P4M8-B	1" - 11 1/2 NPTF	brass		3.25	82.6	1.55	39.4	1-3/8"	0.66	-	25



Body Size	P-Series Thor Interchange Coupler (Hose Barb)											
	Part Detail				Length		Maximum OD		Hex Inch	Weight Lb	Package Qty	
	Part Number	Hose ID	Material		Inch	mm	Inch	mm			Bag	Box
1/2"	4PS3	3/8"	steel		3.53	89.7	1.55	39.4	-	0.48	-	25
1/2"	4PS4	1/2"	steel		3.95	100.3	1.55	39.4	-	0.52	-	25
1/2"	4PS4-B	1/2"	brass		3.95	100.3	1.55	39.4	-	0.57	-	25
1/2"	4PS6	3/4"	steel		3.95	100.3	1.55	39.4	-	0.55	-	25
1/2"	4PS6-9	3/4"	steel/Tefcoat		3.95	100.3	1.55	39.4	-	0.55	-	25
1/2"	4PS6-B	3/4"	brass		3.95	100.3	1.55	39.4	-	0.58	-	25
1/2"	4PS6-S	3/4"	303 stainless		3.95	100.3	1.55	39.4	-	0.59	-	25
1/2"	4PS8	1"	steel		6.06	153.9	1.55	39.4	-	0.94	-	25
1/2"	4PS8-B	1"	brass		6.06	153.9	1.55	39.4	-	0.98	-	25

Body Size	P-Series Thor Interchange Replacement Seals									
	Part Detail				Seal Kit Contents	Package Qty				
	Part Number	Coupler Style	Material			Bag	Box			
1/2"	4P-SKIT	all	Nitrile		Sealing Gasket	25	500			
1/2"	F-4P-SKIT	all	FKM		Sealing Gasket	25	500			

NK-Series Pneumatic Couplings

Interchange Data:

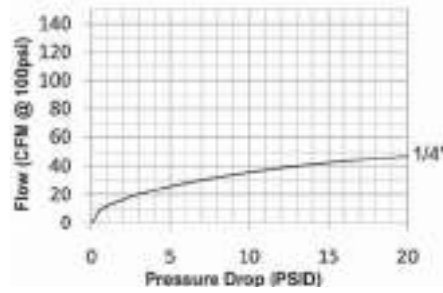
- Japanese Industrial Interchange Pneumatic Coupling
- Nitto Kohki Hi-Cupla 200, Rectus Series 13, and CEJN Series 315

Materials:

- Machined components are manufactured using solid steel bar stock.
- Stainless steel springs. Carbon steel balls and retaining rings.
- Steel componentry is plated using chrome-over-nickel plating.

Seal Components:

- Nitrile (Buna-N) seals are standard, providing a temperature range of -40°F to +250°F (-40°C to +121°C).



Rated Pressure Chart:

Body Size	NK-Series Japanese Industrial Interchange (Connected)			
	Coupler/Plug			
	Maximum Working		Burst	
	PSI	Bar	PSI	Bar
1/4"	300	20	13,500	931

Technical Specifications:

Body Size	Interchange Standards				Functional Parameters				
	U.S. Military	U.S. Government	International Standards	ANSI/NFPA Standards	Locking Ball Quantity	Air Inclusion	Fluid Loss	Vacuum Rating	Flow $\Delta P = 15 \text{ PSI}$
1/4"	-	-	-	-	4	N/A	N/A	N/R	42 CFM



Body Size	NK-Series Japanese Industrial Interchange Coupler (Female Threads)											
	Part Detail				Length		Maximum OD		Hex Inch	Weight Lb	Package Qty	
	Part Number	Threads	Material		Inch	mm	Inch	mm			Bag	Box
1/4"	2NKF2	1/4" - 18 NPT	steel		1.97	50.0	1.02	26.0	3/4"	0.28	10	100
1/4"	2NKBF2	1/4" -19 BSPP	steel		1.97	50.0	1.02	26.0	3/4"	0.28	10	100



Body Size	NK-Series Japanese Industrial Interchange Nipple (Female Threads)											
	Part Detail				Length		Maximum OD		Hex Inch	Weight Lb	Package Qty	
	Part Number	Threads	Material		Inch	mm	Inch	mm			Bag	Box
1/4"	NK2F2	1/4" - 18 NPT	steel		1.39	35.2	0.52	13.1	5/8"	0.05	10	100
1/4"	NK2BF2	1/4" - 19 BSPP	steel		1.39	35.2	0.52	13.1	5/8"	0.05	10	100

NK-Series Pneumatic Couplings



Body Size	NK-Series Japanese Industrial Interchange Coupler (Male Threads)											
	Part Detail				Length		Maximum OD		Hex Inch	Weight Lb	Package Qty	
	Part Number	Threads	Material		Inch	mm	Inch	mm			Bag	Box
1/4"	2NKM2	1/4" - 18 NPT	steel		2.12	54.0	1.02	26.0	3/4"	0.28	10	100
1/4"	2NKBM2	1/4" - 19 BSPT	steel		2.12	54.0	1.02	26.0	3/4"	0.29	10	100



Body Size	NK-Series Japanese Industrial Interchange Nipple (Male Threads)											
	Part Detail				Length		Maximum OD		Hex Inch	Weight Lb	Package Qty	
	Part Number	Threads	Material		Inch	mm	Inch	mm			Bag	Box
1/4"	NK2M2	1/4" - 18 NPT	steel		1.54	39.2	0.52	13.1	5/8"	0.05	10	100
1/4"	NK2BM2	1/4" - 19 BSPT	steel		1.54	39.2	0.52	13.1	5/8"	0.05	10	100



Body Size	NK-Series Japanese Industrial Interchange Coupler (Hose Barb)											
	Part Detail				Length		Maximum OD		Hex Inch	Weight Lb	Package Qty	
	Part Number	Hose ID	Material		Inch	mm	Inch	mm			Bag	Box
1/4"	2NKS2	1/4"	steel		2.40	61.0	1.02	26.0	3/4"	0.31	10	100



Body Size	NK-Series Japanese Industrial Interchange Nipple (Hose Barb)											
	Part Detail				Length		Maximum OD		Hex Inch	Weight Lb	Package Qty	
	Part Number	Hose ID	Material		Inch	mm	Inch	mm			Bag	Box
1/4"	NK2S2	1/4"	steel		1.78	45.2	0.44	11.3	-	0.05	10	100

BR-Series Pneumatic Couplings

Interchange Data:

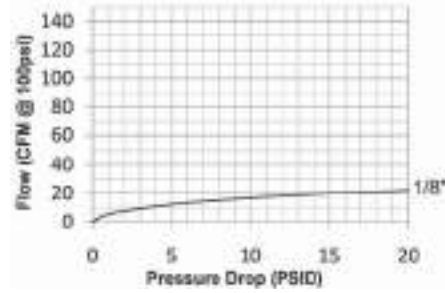
- Rectus 21KA, Tomco Series SC, CEJN Series 223

Materials:

- Machined components are manufactured using solid brass bar stock.
- Stainless steel springs. Carbon steel balls and retaining rings.
- Machined components are plated with chrome-over-nickel plating.

Seal Components:

- Nitrile (Buna-N) seals are standard, providing a temperature range of -40°F to +250°F (-40°C to +121°C).



Rated Pressure Chart:

Body Size	BR-Series Rectus 21-Series Interchange (Connected)			
	Coupler/Plug			
	Maximum Working		Burst	
	PSI	Bar	PSI	Bar
1/8"	300	20	7,000	483

Technical Specifications:

Body Size	Interchange Standards				Functional Parameters				
	U.S. Military	U.S. Government	International Standards	ANSI/NFPA Standards	Locking Ball Quantity	Air Inclusion	Fluid Loss	Vacuum Rating	Flow $\Delta P = 15 \text{ PSI}$
1/4"	-	-	-	-	6	N/A	N/A	N/R	20 CFM



Body Size	BR-Series Rectus 21-Series Interchange Coupler (Female Threads)											
	Part Detail				Length		Maximum OD		Hex Inch	Weight Lb	Package Qty	
	Part Number	Threads	Material		Inch	mm	Inch	mm			Bag	Box
1/8"	1BRF1-B-7	1/8" - 27 NPT	brass		1.55	39.4	0.65	16.5	9/16"	0.06	10	100
1/8"	1BRBF1-B-7	1/8" - 28 BSPP	brass		1.55	39.4	0.65	16.5	9/16"	0.06	10	100
1/8"	1BRF2-B-7	1/4" - 18 NPT	brass		1.77	45.0	0.72	18.3	5/8"	0.10	10	100
1/8"	1BRBF2-B-7	1/4" - 19 BSPP	brass		1.77	45.0	0.72	18.3	5/8"	0.10	10	100



Body Size	BR-Series Rectus 21-Series Interchange Nipple (Female Threads)											
	Part Detail				Length		Maximum OD		Hex Inch	Weight Lb	Package Qty	
	Part Number	Threads	Material		Inch	mm	Inch	mm			Bag	Box
1/8"	BR1F1-B-E-7	1/8" - 27 NPT	brass		1.14	29.0	0.65	16.5	9/16"	0.04	10	100
1/8"	BR1BF1-B-E-7	1/8" - 28 BSPP	brass		1.14	29.0	0.65	16.5	9/16"	0.04	10	100
1/8"	BR1F2-B-E-7	1/4" - 18 NPT	brass		1.33	33.8	0.72	18.3	5/8"	0.07	10	100
1/8"	BR1BF2-B-E-7	1/4" - 19 BSPP	brass		1.33	33.8	0.72	18.3	5/8"	0.07	10	100

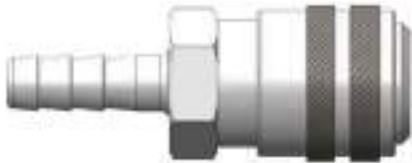
BR-Series Pneumatic Couplings



Body Size	BR-Series Rectus 21-Series Interchange Coupler (Male Threads)											
	Part Detail				Length		Maximum OD		Hex Inch	Weight Lb	Package Qty	
	Part Number	Threads	Material		Inch	mm	Inch	mm			Bag	Box
1/8"	1BRM1-B-7	1/8" - 27 NPT	brass		1.49	37.8	0.65	16.5	9/16"	0.06	10	100
1/8"	1BRGM1-B-7	1/8" - 28 BSPP	brass		1.49	37.8	0.65	16.5	9/16"	0.06	10	100
1/8"	1BRM2-B-7	1/4" - 18 NPT	brass		1.61	40.9	0.72	18.3	5/8"	0.07	10	100
1/8"	1BRGM2-B-7	1/4" - 19 BSPP	brass		1.61	40.9	0.72	18.3	5/8"	0.07	10	100



Body Size	BR-Series Rectus 21-Series Interchange Nipple (Male Threads)											
	Part Detail				Length		Maximum OD		Hex Inch	Weight Lb	Package Qty	
	Part Number	Threads	Material		Inch	mm	Inch	mm			Bag	Box
1/8"	BR1M1-B-E-7	1/8" - 27 NPT	brass		1.06	26.9	0.65	16.5	9/16"	0.03	10	100
1/8"	BR1GM1-B-E-7	1/8" - 28 BSPP	brass		1.06	26.9	0.65	16.5	9/16"	0.03	10	100
1/8"	BR1M2-B-E-7	1/4" - 18 NPT	brass		1.20	30.5	0.72	18.3	5/8"	0.04	10	100
1/8"	BR1GM2-B-E-7	1/4" - 19 BSPP	brass		1.20	30.5	0.72	18.3	5/8"	0.04	10	100



Body Size	BR-Series Rectus 21-Series Interchange Coupler (Hose Barb)											
	Part Detail				Length		Maximum OD		Hex Inch	Weight Lb	Package Qty	
	Part Number	Hose ID	Material		Inch	mm	Inch	mm			Bag	Box
1/8"	1BRS1.25-B-7	4mm	brass		1.26	32.0	0.35	8.9	9/16"	0.06	10	100
1/8"	1BRS1.86-B-7	6mm	brass		1.26	32.0	0.35	8.9	9/16"	0.08	10	100
1/8"	1BRS2.83-B-7	9mm	brass		1.26	32.0	0.35	8.9	9/16"	0.09	10	100



Body Size	BR-Series Rectus 21-Series Interchange Nipple (Hose Barb)											
	Part Detail				Length		Maximum OD		Hex Inch	Weight Lb	Package Qty	
	Part Number	Hose ID	Material		Inch	mm	Inch	mm			Bag	Box
1/8"	BR1S1.25-B-E-7	4mm	brass		1.26	32.0	0.35	8.9	9/16"	0.03	10	100
1/8"	BR1S1.86-B-E-7	6mm	brass		1.26	32.0	0.35	8.9	9/16"	0.03	10	100
1/8"	BR1S2.83-B-E-7	9mm	brass		1.26	32.0	0.35	8.9	9/16"	0.04	10	100

A-Series Pneumatic Couplings

Interchange Data:

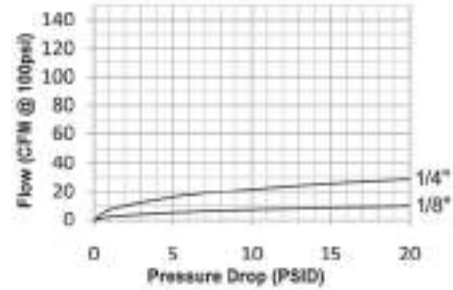
- Dixon Quick Coupling Proprietary Astronautics

Materials:

- Machined components are manufactured using solid steel or brass bar stock.
- Stainless steel balls, retaining rings, and springs maximize corrosion resistance and extend service life.
- Steel componentry is plated using ROHS Compliant Trivalent Chrome.
- Couplers are constructed of brass with steel valve as standard.

Seal Components:

- Nitrile (Buna-N) seals are standard, providing a temperature range of -40°F to +250°F (-40°C to +121°C).



Rated Pressure Chart:

Body Size	A-Series Astronautics High Pressure Pneumatic (Connected)							
	Brass Coupler/Steel Plug				Brass Coupler/Plug			
	Maximum Working		Burst		Maximum Working		Burst	
	PSI	Bar	PSI	Bar	PSI	Bar	PSI	Bar
1/8"	1,000	70	18,500	1,275	500	35	15,500	1,070
1/4"	1,000	70	8,000	550	500	35	6,500	450

Technical Specifications:

Body Size	Interchange Standards				Functional Parameters				
	U.S. Military	U.S. Government	International Standards	ANSI/NFPA Standards	Locking Ball Quantity	Air Inclusion	Fluid Loss	Vacuum Rating	Flow $\Delta P = 15 \text{ PSI}$
1/8"	-	-	-	-	3	N/A	N/A	N/R	8.6 CFM
1/4"	-	-	-	-	3	N/A	N/A	N/R	26 CFM



Body Size	A-Series Astronautics High Pressure Pneumatic Coupler (Female Threads)											
	Part Detail				Length		Maximum OD		Hex Inch	Weight Lb	Package Qty	
	Part Number	Threads	Material		Inch	mm	Inch	mm			Bag	Box
1/8"	1AF1-B	1/8" - 27 NPTF	brass		1.68	42.7	0.64	16.3	1/2"	0.08	10	100
1/4"	2AF1-B	1/8" - 27 NPTF	brass		2.41	61.2	0.77	19.6	1/2"	0.17	10	100
1/4"	2AF2-B	1/4" - 18 NPTF	brass		2.70	68.6	0.77	19.6	11/16"	0.16	10	100

A-Series Pneumatic Couplings



Body Size	A-Series Astronautics High Pressure Pneumatic Nipple (Female Threads)											
	Part Detail				Length		Maximum OD		Hex Inch	Weight Lb	Package Qty	
	Part Number	Threads	Material		Inch	mm	Inch	mm			Bag	Box
1/8"	A1F1-B	1/8" - 27 NPTF	brass		1.26	32.0	0.58	14.7	1/2"	0.03	10	100
1/4"	A2F1-B	1/8" - 27 NPTF	brass		1.34	34.0	0.65	16.5	9/16"	0.08	10	100
1/4"	A2F2	1/4" - 18 NPTF	steel		1.56	39.6	0.79	20.1	11/16"	0.07	10	100
1/4"	A2F2-B	1/4" - 18 NPTF	brass		1.56	39.6	0.79	20.1	11/16"	0.07	10	100



Body Size	A-Series Astronautics High Pressure Pneumatic Coupler (Male Threads)											
	Part Detail				Length		Maximum OD		Hex Inch	Weight Lb	Package Qty	
	Part Number	Threads	Material		Inch	mm	Inch	mm			Bag	Box
1/8"	1AM1-B	1/8" - 27 NPTF	brass		1.75	44.5	0.64	16.3	1/2"	0.08	10	100
1/4"	2AM1-B	1/8" - 27 NPTF	brass		2.12	53.8	0.77	19.6	11/16"	0.17	10	100
1/4"	2AM2-B	1/4" - 18 NPTF	brass		2.23	56.6	0.77	19.6	11/16"	0.16	10	100



Body Size	A-Series Astronautics High Pressure Pneumatic Nipple (Male Threads)											
	Part Detail				Length		Maximum OD		Hex Inch	Weight Lb	Package Qty	
	Part Number	Threads	Material		Inch	mm	Inch	mm			Bag	Box
1/8"	A1M1-B	1/8" - 27 NPTF	brass		1.30	33.0	0.51	13.0	7/16"	0.02	10	100
1/4"	A2M2	1/4" - 18 NPTF	steel		1.59	40.4	0.65	16.5	9/16"	0.03	10	100
1/4"	A2M2-B	1/4" - 18 NPTF	brass		1.59	40.4	0.65	16.5	9/16"	0.03	10	100



Body Size	A-Series Astronautics High Pressure Pneumatic Coupler (Hose Barb)											
	Part Detail				Length		Maximum OD		Hex Inch	Weight Lb	Package Qty	
	Part Number	Hose ID	Material		Inch	mm	Inch	mm			Bag	Box
1/8"	1AS1-B	1/8"	brass		1.98	50.3	0.64	16.3	1/2"	0.07	10	100
1/4"	2AS2-B	1/4"	brass		2.70	68.6	0.77	19.6	11/16"	0.15	10	100

A-Series Pneumatic Couplings



Body Size	A-Series Astronautics High Pressure Pneumatic Nipple (Hose Barb)											
	Part Detail				Length		Maximum OD		Hex Inch	Weight Lb	Package Qty	
	Part Number	Hose ID	Material		Inch	mm	Inch	mm			Bag	Box
1/8"	A1S1-B	1/8"	brass		1.50	38.1	0.44	11.2	-	0.02	10	100
1/4"	A2S2	1/4"	steel		1.99	50.5	1.01	25.7	-	0.04	10	100



Body Size	A-Series Astronautics High Pressure Coupler (Reusable Barb)											
	Part Detail				Length		Maximum OD		Hex Inch	Weight Lb	Package Qty	
	Part Number	Hose ID x OD	Material		Inch	mm	Inch	mm			Bag	Box
1/4"	2AE2-B	1/4" x 1/2"	brass		2.62	66.5	0.77	19.6	11/16"	0.17	10	100



Body Size	A-Series Astronautics High Pressure Nipple (Reusable Barb)											
	Part Detail				Length		Maximum OD		Hex Inch	Weight Lb	Package Qty	
	Part Number	Hose ID x OD	Material		Inch	mm	Inch	mm			Bag	Box
1/4"	A2E2	1/4" x 1/2"	steel		1.97	50.0	0.68	17.3	9/16"	0.08	10	100
1/4"	A2E2-B	1/4" x 1/2"	brass		1.97	50.0	0.68	17.3	9/16"	0.08	10	100

A Series Profile



Operating pressure for couplings utilizing hose barb end connections may be dramatically reduced to that of the hose rating and/or hose end connection combination. Consult hose manufacturer's catalog for hose end connection ratings. If in doubt, test under controlled conditions for suitability to application. Dixon Quick Coupling cannot assume liability for misapplication of production resulting in equipment down-time, lost production, and/or personal injury including death.

SCV-Series Pneumatic Couplings

Interchange Data:

- Hansen FS-Series

Materials:

- Machined components are manufactured using solid brass bar stock.
- Stainless steel springs and roll-pins maximize corrosion resistance and extend service life.

Seal Components:

- Nitrile (Buna-N) seals are standard, providing a temperature range of -40°F to +250°F (-40°C to +121°C).

Features:

- Does not prevent backflow
- High flow design results in maximum flow with minimal pressure drop.
- Automatically and instantly protects the operator against hose whip in the event of a damaged hose or coupling.
- In the event of a hose rupture or coupling failure, the valve will automatically reset after the problem is fixed
- SCV-Series is available in a large selection of sizes ranging from 1/4" to 3", NPTF (BSPP/BSPT threads on request).
- Valve operation is fully compliant with OSHA Safety Regulation 1926.302(b)(7), as shown on page 3.



Not recommended for applications requiring 100% of the available air supply. These applications include, but are not limited to, sand blast equipment, pile driving rigs, and expansion joint blow down pipes. It is recommended to install auxiliary safety devices, including Safety Cables, to ensure optimum safety for the operator in the event of a coupling failure or hose rupture.

Use:

- Safety check valves operate by using the pressure differential across the valve to operate the valve and spring assembly. The pressure differential is directly related to the flow of air (SCFM) through the valve.
- When the pressure differential is within the operating limits - below the cutoff flow - of the unit, the force on the valve exerted by the spring is greater than that caused by the pressure differential (see "Open Position" graphic on next page). The valve remains open and normal operation continues.
- When the pressure differential is above the cutoff limit, the force on the valve exerted by the pressure differential is greater than the force exerted by the spring, and the valve closes (see the "Closed Position" graphic on next page).
- After the repair is made, normal operation is automatically enabled when pressure across the valve equalizes through the bleeder hole.
- The valve spring size can be specified by determining the air flow during normal operation and by estimating the air flow if a failure or rupture occurs.

Technical Specifications:

Performance Specifications	Maximum Operating Pressure - Bar (PSI)	Minimum Burst Pressure - Bar (PSI)	Air Flow ¹ 30.5m (100')
1/4"	17 (250)	138 (2,000)	17 SCFM
3/8"	17 (250)	138 (2,000)	41 SCFM
1/2"	17 (250)	138 (2,000)	77 SCFM
3/4"	17 (250)	138 (2,000)	178 SCFM
1"	17 (250)	138 (2,000)	340 SCFM
1-1/4"	17 (250)	138 (2,000)	620 SCFM
1-1/2"	17 (250)	138 (2,000)	940 SCFM
2"	17 (250)	138 (2,000)	1,760 SCFM
2-1/2"	17 (250)	138 (1,500)	2,800 SCFM
3"	17 (250)	138 (1,200)	4,200 SCFM

¹ Air flow rating is based upon calculated values using unobstructed air flow for the applicable hose size.

SCV-Series Pneumatic Couplings



Open



Closed

Body Size	SCV-Series Excessive Flow Sensor (Male to Female Threads)							
	Part Detail				Cutoff Flow - SCFM (90 PSI Inlet Pressure)	Weight Lb	Package Qty	
	Part Number	Threads	Material				Bag	Box
1/4"	SCVL2	1/4" - 18 NPTF	brass		23-29	0.13	5	25
3/8"	SCVL3	3/8" - 18 NPTF	brass		30-36	0.19	5	25
3/8"	SCVM3	3/8" - 18 NPTF	brass		39-47	0.19	5	25
3/8"	SCVS3	3/8" - 18 NPTF	brass		52-65	0.19	5	25
1/2"	SCVM4	1/2" - 14 NPTF	brass		70-78	0.50	5	20
1/2"	SCVS4	1/2" - 14 NPTF	brass		80-96	0.50	5	20
3/4"	SCVL6	3/4" - 14 NPTF	brass		72-88	0.81	-	10
3/4"	SCVM6	3/4" - 14 NPTF	brass		92-108	0.81	-	10
3/4"	SCVR6	3/4" - 14 NPTF	brass		112-128	0.81	-	10
3/4"	SCVJ6	3/4" - 14 NPTF	brass		132-148	0.81	-	10
3/4"	SCVS6	3/4" - 14 NPTF	brass		160-180	0.81	-	10
3/4"	SCVH6	3/4" - 14 NPTF	brass		180-200	0.81	-	10
1"	SCVL8	1" - 11 1/2 NPTF	brass		165-195	1.50	-	5
1"	SCVM8	1" - 11 1/2 NPTF	brass		220-260	1.50	-	5
1"	SCVS8	1" - 11 1/2 NPTF	brass		280-320	1.50	-	5
1"	SCVH8	1" - 11 1/2 NPTF	brass		310-340	1.50	-	5
1-1/4"	SCVL10	1-1/4" - 11 1/2 NPTF	brass		260-290	2.19	-	5
1-1/4"	SCVM10	1-1/4" - 11 1/2 NPTF	brass		300-340	2.19	-	5
1-1/4"	SCVS10	1-1/4" - 11 1/2 NPTF	brass		440-500	2.19	-	5
1-1/4"	SCVH10	1-1/4" - 11 1/2 NPTF	brass		570-630	2.19	-	5
1-1/2"	SCVL12	1-1/2" - 11 1/2 NPTF	brass		300-360	5.00	-	1
1-1/2"	SCVM12	1-1/2" - 11 1/2 NPTF	brass		470-530	5.00	-	1
1-1/2"	SCVX12	1-1/2" - 11 1/2 NPTF	brass		564-602	5.00	-	1
1-1/2"	SCVS12	1-1/2" - 11 1/2 NPTF	brass		640-720	5.00	-	1
1-1/2"	SCVH12	1-1/2" - 11 1/2 NPTF	brass		750-830	5.00	-	1
2"	SCVL16	2" - 11 1/2 NPTF	brass		510-590	8.13	-	1
2"	SCVM16	2" - 11 1/2 NPTF	brass		725-825	8.13	-	1
2"	SCVS16	2" - 11 1/2 NPTF	brass		900-1050	8.13	-	1
2"	SCVH16	2" - 11 1/2 NPTF	brass		1100-1200	8.13	-	1
3"	SCVL24	3" - 11 1/2 NPTF	brass		1200-1400	11.60	-	1
3"	SCVS24	3" - 11 1/2 NPTF	brass		2400-2700	11.60	-	1
3"	SCVH24	3" - 11 1/2 NPTF	brass		2850-3050	11.60	-	1

Contact Dixon™ for cut-off flow values at other inlet pressures.